
AGENDA – AUDIT COMMITTEE MEETING

Tuesday, February 28, 2023 @ 9:30 am

In the City Hall Council Chambers – 4850 Argyle Street, Port Alberni, BC

A. CALL TO ORDER & APPROVAL OF THE AGENDA

1. Recognition of unceded Traditional Territories.
2. Late items identified by Committee Members.
3. Late items identified by the Director of Finance.

That the agenda be approved as circulated.

B. ADOPTION OF MINUTES

1. Minutes from the Audit Committee meeting held on November 28, 2022, as presented.

C. UNFINISHED BUSINESS

D. QUARTERLY ANALYSIS OF MAYOR & COUNCIL TRAVEL + DEVELOPMENT EXPENSES

1. Mayor and Council Travel and Development Expenses | 4th Quarter [Oct.-Dec., 2022].

E. REPORTS (as of December 31, 2022)

1. General Fund Revenue | Pgs. 1-3
2. General Fund Expenses | Pgs. 4-9
3. Sewer Fund Revenue and Expenses | Pg. 10
4. Water Fund Revenue and Expenses | Pg. 11
5. Capital Projects | Pgs. 12-15

F. VENDOR CHEQUE REGISTER REPORT

1. Vendor Cheque Register Report [November 1, 2022 – January 31, 2023]

G. INVESTMENTS REPORT

1. Portfolio Review as of December 31, 2022.

H. OTHER COMPETENT BUSINESS

I. QUESTION PERIOD

An opportunity for the public to ask questions of the Committee.

J. ADJOURNMENT

That the meeting adjourn at PM.

MINUTES OF THE AUDIT COMMITTEE
Monday, November 28, 2022 @ 9:30 AM
City Hall Council Chambers | 4850 Argyle Street, Port Alberni, BC

PRESENT: Councillor C. Solda, Chair
Councillor D. Dame
Councillor T. Patola (arrived at 9:33 am)

STAFF: T. Pley, Chief Administrative Officer
T. Slonski, Director of Corporate Services
R. Macauley, Deputy Director of Finance
A. O'Connor, Receptionist

GALLERY: 2

A. CALL TO ORDER

The meeting was called to order at 9:30 AM.

B. APPOINTMENT OF CHAIR

MOVED AND SECONDED, THAT Members of the Committee appoint Councillor Solda as Chair of the Audit Committee for the 2023 calendar year.

CARRIED

C. APPROVAL OF THE AGENDA

MOVED AND SECONDED, THAT the agenda be approved as printed and circulated.

CARRIED

D. ADOPTION OF MINUTES

MOVED AND SECONDED, THAT the minutes of the Audit Committee meeting held on September 22, 2022 be adopted.

CARRIED

Members received a copy of the Terms of Reference. In advance of the next Audit Committee meeting, the Director of Finance to provide an orientation to the members of the Committee given the new appointments.

E. UNFINISHED BUSINESS

F. QUARTERLY ANALYSIS OF MAYOR AND COUNCIL TRAVEL + DEVELOPMENT EXPENSES

The Deputy Director of Finance provided an overview of Mayor and Council travel and development expenses up to September 30, 2022.

G. REPORTS

General Fund - Revenue

No additional information was requested by the Committee.

General Fund - Expenditures

Members inquired as follows:

- Line 22130 Community Policing – can you find this information somewhere else and what does it cover?
It is found in reports and it relates to the Public Safety Building and the volunteers including wages and expenses.
- Line 23727 Off-Street Parking – what type of expenses are related to off-street parking?
To be confirmed by the Director of Finance at future meeting.
- Line 26701 Harbour Quay Overhead – what makes up these expenses and why are they overbudget?
A review of the nature of expenses to be brought to a future meeting.
- Line 27156 & 27173 – Glenwood Centre/Children’s Programs – could staff provide clarity on these costs/programs?
- Line 27510 Museum Services – are these staffing costs?
This line item reflects staffing, supplies, contract services. Revenues are generated from admissions.
- Line 27710 McLean Mill City Operations – could staff expand on this item, in particular how costs/responsibilities are applied in the heritage & non-heritage zone given City’s contractual relationship with the AVCoC.
 - i. *City expense – electricity, fire extinguishers: heritage zone. Non-heritage zone: fire sprinklers*
 - ii. *3-year operating costs: \$150,000 per year.*
 - iii. *Renewal of lease with Chamber of Commerce to be approved by Council.*
 - iv. *In past – 3rd party: entire site.*
 - v. *Split non-heritage expenses with Chamber of Commerce.*
 - vi. *City is responsible for heritage zone maintenance.*

Sewer Revenue Fund Update

Members inquired as follows:

- Line 95611 Sewer Penalty – what is a sewer penalty?
A penalty is applied for late payments.

Water Revenue Fund Update

No additional information was requested by the Committee.

Capital All Funds Update

Members inquired as follows:

- Account 485553 | Asset Management Implementation – Looking for another Asset Manager Coordinator (ACRD). When we change to a new company, will the original budget funds of \$60,000 be available?
No, approaching the resource need differently in following year.
- Account 485627 | Replace Garage Door Openers (7) – Have they been ordered and will there be an increase in price if they have not?
Have not made the purchases. Item to be discussed during 2023 Financial Plan process.

- Account 485310 | Clock Tower Repair/Removal Plan – Has the grant award of \$379,353 been added to this line item?
Yes.

H. VENDOR CHEQUE REGISTER REPORT

The Deputy Director of Finance provided an overview of the vendor cheque register report from August 1, 2022 – October 31, 2022. Members sought clarity as follows:

- Payment to Estate of Clarence W. Nash.
Pre-authorized withdrawal tax refund for deceased property owner.
- Payment to Industra Construction Corp? Which project is this for?
Argyle Sewer forcemain project.
- Payment to Todd Patola?
Transactions related to the City's annual tax sale.

I. INVESTMENTS REPORT

The Deputy Director of Finance provided a verbal overview of the City's investment portfolio as of September 30, 2022.

MOVED AND SECONDED, THAT staff invite the City's investment firm to attend a future Audit Committee meeting to share investment policies/practices with members of the Committee.

CARRIED

J. OTHER COMPETENT BUSINESS

K. QUESTION PERIOD

Leslie Walerius inquired as follows:

- When will the new Procurement Policy be posted on the website?
It was an oversight and will be posted.
- General Funds – Line 15320 – Who manages the buildings when the City leases it out? 2021 \$192,403; 2022 \$106,923; difference of \$85,480. Why was it reduced? Does the City pay a vacant building fee?
Depends on the lease agreement. A large component of the difference was from one of the AHQ tenants vacating the premises and Council waiving rental fees payable [Alberni Aquarium]. The City also paused on repopulating available spaces until such time as the City was able to complete an appraisal of the units.
- When will the City announce the results of the Train Station RFP No. 001-22?
- What is the current status of the Asset Management Maintenance System and what is the time frame for it to be fully implemented? What are the requirements of the Federal 2018 grant and is the City expected to return some or all of the grant if the requirements were not fulfilled?
The grant was completed and submitted to Council for approval in June of 2022, then submitted to the grantor for final payment of grant funding.

Roland Smith inquired as follows:

- Grant received for asset management not returned. Was it used and if not, is there a target date?

Director of Finance to reply at future meeting.

- Connect the Quays – bids closed Aug 21. Who was the successful bidder? Status?
1 bid; it was non-compliant.
- Account 485542 Connect the Quays and \$787,000 spent to date.
- Line 485523 6th Ave – Argyle St. Angus St. – overbudget. Were monies redirected?
Internal staff resources were used on the project, operational resources were diverted; we will review the costs incurred and confirm the allocation was correct.
- Reimbursement of \$8,900 to W. Thorpe. Could staff expand on this?
City share of educational costs.

L. ADJOURNMENT

MOVED AND SECONDED, THAT the meeting be adjourned at 10:35 am.

CARRIED

CERTIFIED CORRECT

Councillor Cindy Solda, Chair

2022 Council Travel and Development

Date	Event	Location	Mayor	Councillor	Councillor	Councillor	Councillor	Councillor	Councillor	Councillor	Total
			Minions	Corbeil	Haggard	Paulson	Poon	Solda	Washington		
Saturday, January 1, 2022	BC Economic Development Association - 2022 Econ. Summit	Virtual	341.25	-	341.25	-	-	-	-	-	\$ 682.50
Thursday, January 6, 2022	Truck Loggers Assoc. Conference - Jan 12-14 - registration	Vancouver	1,202.25	1,202.25	-	-	-	-	-	-	\$ 2,404.50
Thursday, January 6, 2022	Truck Loggers Assoc. Conference - Jan 12-14 - virtual reduced	Virtual	1,052.25	1,052.25	150.00	-	-	-	-	-	\$ (1,954.50)
Thursday, January 6, 2022	BC Economic Development Association - 2022 Econ. Summit	Virtual	231.00	-	231.00	-	-	-	-	-	\$ (462.00)
Friday, January 7, 2022	UBCM - Hotel room deposit - Sept 12-16	Whistler	222.34	221.90	232.00	232.00	221.90	232.00	221.90	221.90	\$ 1,584.04
Monday, January 31, 2022	Lunch - Council meetings	Port Alberni	14.63	14.63	14.63	14.63	14.63	14.63	14.63	14.62	\$ 102.40
Thursday, February 17, 2022	Steampunk - Lunch meeting	City Hall	22.36								\$ 22.36
Wednesday, March 9, 2022	AVICC Convention April 1-3 - Registration	Victoria	412.60	350.00		412.60	425.00				\$ 1,600.20
Friday, March 11, 2022	Meeting - Lunch - Chances Rim Rock	Port Alberni	61.73								\$ 61.73
Monday, March 14, 2022	Meeting - Lunch - Starboard Grill	Port Alberni	46.31								\$ 46.31
Thursday, March 17, 2022	Business Examiner Awards - Hotel, regist., km's, per diem	Victoria	579.45								\$ 579.45
Friday, March 25, 2022	AVCOC - Opioid Session	Port Alberni	10.00								\$ 10.00
Monday, March 28, 2022	AVCOC - AGM	Port Alberni	26.20		26.20						\$ 52.40
Wednesday, March 30, 2022	AVCOC - Welcome back event - cancelled - credit coming	Port Alberni	31.50								\$ 31.50
Wednesday, March 30, 2022	AVCOC - Community Excellence Awards	Port Alberni	90.00		90.00						\$ 180.00
March 31, 2022	VI Business Awards Banquet	Victoria	147.00								\$ 147.00
Thursday, March 31, 2022	FCM Conference - Virtual Registration	Virtual				537.60					\$ 537.60
Thursday, March 31, 2022	FCM - June 1-5 22 Flight and registration	Regina	1,315.91		1,315.91						\$ 2,631.82
Sunday, April 3, 2022	AVICC Convention - Hotel, Mileage, Per Diem	Victoria	\$ 1,033.31				\$ 294.29				\$ 1,327.60
Monday, April 4, 2022	AVICC Convention - Hotel	Victoria				\$ 506.30	\$ 726.45				\$ 1,232.75
Thursday, April 21, 2022	COFI Convention - Flight	Vancouver		\$ 265.99							\$ 265.99
Tuesday, April 26, 2022	COFI Convention - Hotel, Mileage, Flight, Per Diem	Vancouver	\$ 772.25								\$ 772.25
Friday, April 29, 2022	Starboard Grill - Lunch meeting	City Hall	\$ 80.02								\$ 80.02
Monday, May 9, 2022	Steampunk - all day Council - morning meal	City Hall	\$ 16.18	\$ 16.18	\$ 16.18	\$ 16.18	\$ 16.18	\$ 16.18	\$ 16.18	\$ 16.18	\$ 113.26
Monday, May 9, 2022	Valley Catering - all day Council - afternoon meal	City Hall	\$ 23.47	\$ 23.47	\$ 23.47	\$ 23.47	\$ 23.47	\$ 23.47	\$ 23.47	\$ 23.47	\$ 164.29
Tuesday, May 10, 2022	Nanaimo Non Profit Housing Assoc. Presentation - Parking, Mileage, Per Diem	Nanaimo	\$ 111.25								\$ 111.25
Monday, May 23, 2022	Cumberland Victoria Day Parade	Cumberland	\$ 128.00								\$ 128.00
Wednesday, June 1, 2022	FCM - Conference - Parking, Taxi's, Hotel, Per Diem	Regina	\$ 1,429.90								\$ 1,429.90
Friday, July 29, 2022	UBCM - Convention costs	Whistler	\$ 1,174.00	\$ 725.00	\$ 975.00	\$ 710.00	\$ 875.00	\$ 915.00	\$ 1,000.00	\$ 1,000.00	\$ 6,374.00
Thursday, August 18, 2022	Chances Rim Rock	Port Alberni	\$ 47.36	\$ 47.36	\$ 47.36	\$ 47.36	\$ 47.36	\$ 47.36	\$ 47.36	\$ 47.36	\$ 47.36
Friday, September 9, 2022	UBCM - Hotel cost	Whistler	\$ 1,073.00	\$ 1,073.00	\$ 1,073.00	\$ 658.10	\$ 1,073.00	\$ 1,251.50	\$ 1,073.00	\$ 1,073.00	\$ 7,274.60
Monday, September 19, 2022	UBCM - Per diems and travel	Whistler	\$ 217.14	\$ 818.35	\$ 731.59	\$ 507.54	\$ -	\$ 544.02	\$ 447.78	\$ 447.78	\$ 3,266.42
Date	Event	Location	Mayor	Councillor	Councillor	Councillor	Councillor	Councillor	Councillor	Councillor	Total
			Minions	Dame	Haggard	Douglas	Mealey	Solda	Patola		
Tuesday, October 25, 2022	Meeting with new Councillor - Smitty's	Port Alberni	\$ 22.97	\$ -	\$ -	\$ -	\$ -	\$ -	\$ -	\$ -	\$ 22.97
Wednesday, October 26, 2022	Meeting with new Councillor - Smitty's	Port Alberni	\$ 21.59	\$ -	\$ -	\$ -	\$ -	\$ -	\$ -	\$ -	\$ 21.59
Friday, November 4, 2022	Council Orientation - Meals for day long session - Echo FH	Port Alberni	\$ 33.61	33.61	\$ -	\$ 33.61	\$ -	\$ -	\$ -	\$ 33.61	\$ 134.44
Monday, November 14, 2022	Full day Council Meeting's - Lunch provided - City Hall	Port Alberni	\$ 22.50	22.50	\$ 22.50	\$ 22.50	\$ 22.50	\$ 22.50	\$ 22.50	\$ 22.50	\$ 157.50
Monday, November 28, 2022	Full day Council Meeting's - Lunch provided - City Hall	Port Alberni	\$ 21.60	\$ 21.60	\$ 21.60	\$ 21.60	\$ 21.60	\$ 21.60	\$ 21.60	\$ 21.60	\$ 151.20
Wednesday, November 30, 2022	AVICC 2023	Registration	\$ 472.50	\$ 472.50	\$ 472.50	\$ 472.50	\$ -	\$ 472.50	\$ 472.50	\$ 472.50	\$ 2,835.00
Total - 1st Quarter (January - March 2022)			\$ 3,240.28	\$ 736.53	\$ 1,938.99	\$ 1,196.83	\$ 661.53	\$ 246.63	\$ 236.52	\$ 236.52	\$ 8,257.31
Total - 2nd Quarter (April - June 2022)			\$ 3,594.38	\$ 305.64	\$ 39.65	\$ 545.95	\$ 1,060.39	\$ 39.65	\$ 39.65	\$ 39.65	\$ 5,625.31
Total - 3rd Quarter (July - September 2022)			\$ 2,511.50	\$ 2,663.71	\$ 2,826.95	\$ 1,923.00	\$ 1,995.36	\$ 2,757.88	\$ 2,568.14	\$ 2,568.14	\$ 17,246.54
Total - 4th Quarter (October - December 2022)			\$ 594.77	\$ 550.21	\$ 516.60	\$ 550.21	\$ 44.10	\$ 516.60	\$ 550.21	\$ 550.21	\$ 3,322.70
TOTALS - YTD 2022			\$ 9,940.93	\$ 4,256.09	\$ 5,322.19	\$ 4,215.99	\$ 3,761.38	\$ 3,560.76	\$ 3,394.52	\$ 3,394.52	\$ 34,451.86
			FCM	\$ 4,599.32						Budget	\$ 55,000.00
			AVICC	\$ 6,995.55						Balance	\$ 20,548.15
			UBCM	\$ 18,499.06							
PRIOR YEAR:											
Total - 1st Quarter (January - March 2021)			\$ 1,247.20	\$ 890.36	\$ 1,235.36	\$ 890.36	\$ 890.36	\$ 790.36	\$ 890.36	\$ 890.36	\$ 6,834.34
Total - 2nd Quarter (April - June 2021)			\$ 1,059.42	\$ 99.00	\$ 746.73	\$ 746.73	\$ 744.72	\$ -	\$ 99.00	\$ 99.00	\$ 3,495.60
Total - 3rd Quarter (July - September 2021)			\$ (921.75)	\$ 475.00	\$ 475.00	\$ 475.00	\$ 475.00	\$ 237.50	\$ 475.00	\$ 475.00	\$ 1,690.75
Total - 4th Quarter (October - December 2021)			\$ 28.57	\$ 157.57	\$ 290.02	\$ 28.57	\$ 28.57	\$ 28.57	\$ 28.57	\$ 28.57	\$ 590.44
TOTALS - Year-End 2021			\$ 1,413.44	\$ 1,621.93	\$ 2,747.11	\$ 2,140.66	\$ 2,138.65	\$ 1,056.43	\$ 1,492.93	\$ 1,492.93	\$ 12,611.13



CITY OF PORT ALBERNI
GENERAL FUND - REVENUE
Audit Committee - 2022 Budget vs. Actual

	Budget 2022	Actual 2022	Variance \$	Variance %
REAL PROPERTY TAXES				
11111 General Purposes - Taxes	25,440,000	25,418,147	(21,853)	-0.09%
11112 Debt Purposes - Taxes	211,671	211,361	(310)	-0.15%
<i>TAX LEVY</i>	25,651,671	25,629,508	(22,163)	-0.09%
11211 Special Area Levy	14,650	12,882	(1,768)	-12.07%
<i>SPECIAL ASSESSMENTS</i>	14,650	12,882	(1,768)	-12.07%
11910 Utility Tax 1%	746,741	744,051	(2,690)	-0.36%
<i>TAXES</i>	26,413,062	26,386,441	(26,621)	-0.10%
FEDERAL GOVERNMENT				
12110 Federal Building Grant	575	522	(53)	-9.22%
12210 CBC Grant	3,200	3,502	302	9.44%
PROVINCIAL GOVERNMENT				
12310 Provincial Government Grant	50,000	54,003	4,003	8.01%
12410 BC Hydro	100,000	106,065	6,065	6.07%
12411 Public Housing Grant (in lieu of taxes)	80,000	65,313	(14,687)	-18.36%
OTHER ENTITIES				
12910 University of Victoria	180	225	45	25.00%
<i>GRANTS IN LIEU OF TAXES</i>	233,955	229,630	(4,325)	-1.85%
SERVICES PROVIDED TO GOVERNMENT				
13121 PRISONER EXPENSE RECOVERY	100,000	50,261	(49,739)	-49.74%
SALES OF SERVICES				
14120 ADMINISTRATION SERVICE CHARGE	45,000	24,607	(20,393)	-45.32%
14221 Law Enforcement Service Charge	141,500	238,631	97,131	68.64%
14241 Fire Department Service Charge	198,338	190,379	(7,959)	-4.01%
<i>PROTECTIVE SERVICES</i>	339,838	429,011	89,173	26.24%
14310 Public Works Service Charge	77,600	6,747	(70,853)	-91.31%
14400 Public Transit Revenue	288,230	313,954	25,724	8.92%
<i>TRANSPORTATION SERVICES</i>	365,830	320,701	(45,129)	-12.34%
14433 Commercial Solid Waste Collection	10,000	12,886	2,886	28.86%
14434 Residential Solid Waste Collection	1,381,260	1,208,262	(172,998)	-12.52%
14434 Recycle BC Collection Incentive	287,239	296,675	9,436	3.28%
<i>CURBSIDE WASTE COLLECTION</i>	1,678,499	1,517,823	(160,676)	-9.57%
14516 PUBLIC HEALTH-CEMETERIES	66,600	93,558	26,958	40.48%
14550 PLANNING ADMINISTRATION	46,100	218,130	172,030	373.17%
14560 ECONOMIC DEVELOPMENT	8,500	254,580	246,080	2895.06%
14600 Marine Commercial Building	87,000	68,625	(18,375)	-21.12%
14601 Port Building	26,000	25,023	(977)	-3.76%
14602 Market Square	30,000	26,381	(3,619)	-12.06%
14690 A. H. Q. Miscellaneous Revenue	2,500	-	(2,500)	-100.00%
<i>ALBERNI HARBOUR QUAY</i>	145,500	120,029	(25,471)	-17.51%
RECREATION SERVICES				
RECREATION FACILITIES				



CITY OF PORT ALBERNI
GENERAL FUND - REVENUE
Audit Committee - 2022 Budget vs. Actual

	Budget 2022	Actual 2022	Variance \$	Variance %
14710 Gyro Youth Centre	6,000	5,822	(178)	-2.97%
14712 Echo '67 Centre	206,121	189,729	(16,392)	-7.95%
14714 Glenwood Centre	39,600	26,898	(12,702)	-32.08%
14716 Echo Aquatic Centre	42,344	34,424	(7,920)	-18.70%
14718 AV Multiplex	388,356	563,352	174,996	45.06%
14720 Stadium & Athletic Fields	29,683	14,468	(15,215)	-51.26%
RECREATION PROGRAMS				
SPORT PROGRAMS				
14730 Glenwood Centre	3,090	177	(2,913)	-94.27%
14732 Echo Aquatic Centre	89,000	191,374	102,374	115.03%
14734 AV Multiplex	10,800	19,494	8,694	80.50%
LEISURE PROGRAMS				
14738 Children's Programs	92,000	205,991	113,991	123.90%
14740 Youth Programs & Services	30,500	15,476	(15,024)	-49.26%
14742 Adult Programs	49,000	59,240	10,240	20.90%
14750 Special Events	1,000	1,627	627	62.70%
COMMUNITY SERVICES				
14760 Community Services Misc. Revenue	4,101	5,145	1,044	25.46%
14770 Contributions & Grants	128,447	212,035	83,588	65.08%
<i>RECREATION SERVICES</i>	1,120,042	1,545,252	425,210	37.96%
CULTURAL SERVICES				
MUSEUM SERVICES				
14810 Museum-Sales & Service	38,600	101,625	63,025	163.28%
14820 Museum-Federal Grants	3,400	-	(3,400)	-100.00%
14830 Museum-Provincial Grants	65,000	68,750	3,750	5.77%
<i>CULTURAL SERVICES</i>	107,000	170,375	63,375	59.23%
<i>SALES OF SERVICES</i>	3,922,909	4,694,065	771,156	19.66%
OTHER REVENUE OWN SOURCES				
15110 Business License Fees	165,000	194,294	29,294	17.75%
15160 Dog License Fees	11,000	16,146	5,146	46.78%
15170 Building & Plumbing Permit Fees	300,000	310,278	10,278	3.43%
15181 Other Const/Demolition Permit Fees	500	280	(220)	-44.00%
15190 Vacant Bldg. Registration Permit Fees	1,000	-	(1,000)	-100.00%
<i>LICENCES & PERMITS</i>	477,500	520,998	43,498	9.11%
15210 FINES & PARKING TICKETS	17,000	13,297	(3,703)	-21.78%
15320 RENTALS	153,500	153,874	374	0.24%
15510 Interest On Investments	240,000	7,452	(232,548)	-96.90%
15590 Other Interest	36,000	111,544	75,544	209.84%
<i>RETURN ON INVESTMENTS</i>	276,000	118,996	(157,004)	-56.89%
15611 Current Tax Penalties	145,000	175,442	30,442	20.99%
15621 Arrears & Delinquent Tax Interest	48,600	48,263	(337)	-0.69%
15625 Residential Garbage Penalties	16,500	9,154	(7,346)	-44.52%
<i>PENALTIES & INTEREST</i>	210,100	232,859	22,759	10.83%
15930 Miscellaneous Revenue	203,500	212,678	9,178	4.51%
15940 Miscellaneous Revenue-IT Services	28,275	33,488	5,213	18.44%
<i>MISCELLANEOUS REVENUE</i>	231,775	246,166	14,391	6.21%



CITY OF PORT ALBERNI
GENERAL FUND - REVENUE
 Audit Committee - 2022 Budget vs. Actual

	Budget 2022	Actual 2022	Variance \$	Variance %
OTHER REVENUE OWN SOURCES	1,365,875	1,286,190	(79,685)	-5.83%
UNCONDITIONAL TRANSFERS OTHER GOV'T				
PROVINCIAL GOVERNMENT				
16212 Small Community Protection Grant	235,000	226,000	(9,000)	-3.83%
16214 Revenue Sharing - Traffic Fines	345,000	290,165	(54,835)	-15.89%
16215 Community Gaming Revenue	445,840	446,083	243	0.05%
<i>UNCOND TFRS OTHER GOV'T</i>	1,025,840	962,248	(63,592)	-6.20%
CONDITIONAL TRANSFERS OTHER				
18120 Grants/Contributions UBCM/FCM		-	-	
18121 Grants/Contributions Other	70,000	70,000	-	0.00%
<i>CONDITIONAL TRANSFERS - OTHER</i>	70,000	70,000	-	0.00%
OTHER TRANSFERS & COLLECTIONS				
19110 Cemetery Trust Fund	2,000	-	(2,000)	-100.00%
19114 Operating Funds From Prior Years	922,000	922,000	-	0.00%
19115 Transfer from RCMP Surplus Reserve	191,462	191,462	-	0.00%
<i>TRANSFERS FROM OWN RESERVES</i>	1,115,462	1,113,462	(2,000)	-0.18%
COLLECTIONS FOR OTHER GOV'T				
19811 Non-Residential School Tax	1,749,007	2,048,655	299,648	17.13%
19812 Residential School Tax	4,380,106	4,591,169	211,063	4.82%
<i>COLLECTIONS FOR OTHER GOV'T</i>	6,129,113	6,639,824	510,711	8.33%
REGIONAL GOVERNMENT				
19820 Alberni-Clayoquot Regional Hosp Dist.	680,000	695,350	15,350	2.26%
19821 Alberni-Clayoquot Regional District	1,491,725	1,594,758	103,033	6.91%
<i>REGIONAL GOVERNMENT</i>	2,171,725	2,290,108	118,383	5.45%
JOINT BOARDS AND COMMISSIONS				
19830 Municipal Finance Authority	700	959	259	37.00%
19831 BC Assessment	182,810	208,577	25,767	14.09%
<i>JOINT BOARDS AND COMMISSIONS</i>	183,510	209,536	26,026	14.18%
OTHER TRANSFERS, COLLECTIONS	8,484,348	9,139,468	655,120	7.72%
GENERAL FUND REVENUE	43,231,451	43,931,765	700,314	1.62%



CITY OF PORT ALBERNI
GENERAL FUND - EXPENSE
Audit Committee - 2022 Budget vs. Actual

	Budget 2022	Actual 2022	Variance \$	Variance %
GENERAL GOVERNMENT SERVICE				
		<i>(unaudited)</i>	<i>(unaudited)</i>	<i>(unaudited)</i>
LEGISLATIVE				
21110 Mayor	49,183	50,664	(1,481)	-3.01%
21130 Council	139,263	136,585	2,678	1.92%
21190 Receptions and Other Services	34,000	22,040	11,960	35.18%
<i>LEGISLATIVE</i>	222,446	209,289	13,157	5.91%
GENERAL ADMINISTRATION				
ADMINISTRATIVE				
21211 Chief Administrative Officer	185,751	184,014	1,737	0.94%
21212 Corporate Services	599,424	654,933	(55,509)	-9.26%
21215 Legal Services	25,000	23,628	1,372	5.49%
21216 Bylaw Enforcement	503,370	635,636	(132,266)	-26.28%
22140 Parking Enforcement	25,000	-	25,000	100.00%
21217 Bylaw Enforcement Vehicles	14,820	16,689	(1,869)	-12.61%
21218 Public Safety Building	-	-	-	
FINANCIAL MANAGEMENT				
21221 Financial Management Administration	898,099	827,069	71,030	7.91%
21225 External Audit	34,500	27,650	6,850	19.86%
21226 Purchasing Administration	137,845	148,844	(10,999)	-7.98%
21229 Other Financial Management	47,500	42,677	4,823	10.15%
COMMON SERVICES				
21222 Administration Vehicle	10,100	10,240	(140)	-1.39%
21252 City Hall	116,727	127,170	(10,443)	-8.95%
21253 Other City Buildings	2,100	1,707	393	18.71%
21259 Other Common Services	462,500	478,537	(16,037)	-3.47%
21260 Carbon Offsets	45,000	45,000	-	0.00%
INFORMATION SERVICES				
21261 Information Services	751,625	744,439	7,186	0.96%
OTHER ADMINISTRATIVE SERVICES				
21282 Appraisals	25,000	23,000	2,000	8.00%
21283 Personnel (Human Resources)	379,686	363,146	16,540	4.36%
21285 Employee Wellness (EFAP)	15,372	12,242	3,130	20.36%
RECOVERIES				
21290 Administration Services Recovered	(493,000)	(517,200)	24,200	-4.91%
<i>GENERAL ADMINISTRATION</i>	3,786,419	3,849,421	(63,002)	-1.66%
21911 Election Expense	25,240	56,578	(31,338)	-124.16%
21920 Training and Development	148,937	123,385	25,552	17.16%
21925 Council Travel and Development	55,000	42,773	12,227	22.23%
21930 Insurance	376,750	372,540	4,210	1.12%
21931 Damage Claims	21,000	9,091	11,909	56.71%
21950 Grants In Aid	11,000	21,000	(10,000)	-90.91%
<i>OTHER GENERAL GOV'T SERVICES</i>	637,927	625,367	12,560	1.97%
GENERAL GOVERNMENT SERVICE	4,646,792	4,684,076	(37,284)	-0.80%



CITY OF PORT ALBERNI
GENERAL FUND - EXPENSE
Audit Committee - 2022 Budget vs. Actual

	Budget 2022	Actual 2022	Variance \$	Variance %
PROTECTIVE SERVICES				
22121 Police Services Contract	6,053,092	6,009,273	43,819	0.72%
22122 Police Services Administration	1,139,285	1,109,096	30,189	2.65%
22123 Police Services Consulting	32,000	32,827	(827)	-2.59%
22130 Community Policing	191,462	232,527	(41,065)	-21.45%
22160 Police Building Maintenance	145,283	236,632	(91,349)	-62.88%
22180 Detention & Custody of Prisoners	512,040	517,458	(5,418)	-1.06%
<i>POLICE PROTECTION</i>	8,073,162	8,137,813	(64,651)	-0.80%
-				
22411 Fire Protection Administration	382,873	349,844	33,029	8.63%
22421 Fire Crew	2,906,820	3,134,846	(228,026)	-7.84%
22422 Personnel Expense	52,077	35,816	16,261	31.22%
22431 Communication System	8,500	7,270	1,230	14.47%
22440 Fire Investigation	2,000	-	2,000	100.00%
22441 Fire Prevention	177,279	166,264	11,015	6.21%
22471 Fire Building Maintenance	102,713	73,559	29,154	28.38%
22480 Vehicle Repair & Maintenance	386,778	432,333	(45,555)	-11.78%
22481 Sundry Equipment Repair & Mtce	26,999	10,885	16,114	59.68%
22482 Fire Fighting Tools/Supplies Purchases	40,557	31,060	9,497	23.42%
<i>FIRE PROTECTION</i>	4,086,596	4,241,877	(155,281)	-3.80%
22510 Emergency Program (Tsunami Warning)	570	1,885	(1,315)	-230.70%
22921 Building & Plumbing Inspection	207,250	159,574	47,676	23.00%
22926 Building Inspector Vehicle	3,946	6,945	(2,999)	-76.00%
22931 Animal Control Services Contract	149,264	147,757	1,507	1.01%
<i>OTHER PROTECTION</i>	360,460	314,276	46,184	12.81%
PROTECTIVE SERVICES	12,520,788	12,695,852	(175,064)	-1.40%
TRANSPORTATION SERVICE				
COMMON SERVICES				
23110 Engineering Administration	744,065	774,697	(30,632)	-4.12%
23121 Engineering Consulting Services	50,000	109,999	(59,999)	-120.00%
PUBLIC WORKS ADMINISTRATION				
23129 Clerical & Reception-Operation	126,145	124,459	1,686	1.34%
23130 Supervision Operations	456,660	369,043	87,617	19.19%
23134 Small Tools/Equipment/Supplies	41,819	42,052	(233)	-0.56%
23136 Works Yard Maintenance	114,299	117,659	(3,360)	-2.94%
23137 Main Building Maintenance	166,773	145,252	21,521	12.90%
23138 Shop Overhead	76,955	93,206	(16,251)	-21.12%
23160 General Equipment Maintenance	666,224	878,576	(212,352)	-31.87%
23161 Vehicle Maintenance & Replacement	11,987	39,343	(27,356)	-228.21%
23162 Supv Vehicle Mtce & Replacement	35,756	19,533	16,223	45.37%
<i>COMMON SERVICES</i>	2,490,683	2,713,819	(223,136)	-8.96%



CITY OF PORT ALBERNI
GENERAL FUND - EXPENSE
 Audit Committee - 2022 Budget vs. Actual

Budget 2022	Actual 2022	Variance \$	Variance %
----------------	----------------	----------------	---------------

ROAD TRANSPORTATION
ROADS AND STREETS

23205 Customer Service Requests-Streets	18,198	32,289	(14,091)	-77.43%
23210 Small Tools/Supplies-Streets	12,226	-	12,226	100.00%
23220 Streets Inspections	42,006	40,165	1,841	4.38%
23231 Roadway Surfaces Maintenance	782,640	284,445	498,195	63.66%
23233 Road Allowance Maintenance	341,067	296,831	44,236	12.97%
23234 New Driveway Crossings	14,341	-	14,341	100.00%
23236 Street Sweeping	244,174	189,838	54,336	22.25%
23237 Snow & Ice Removal	198,088	367,241	(169,153)	-85.39%

BRIDGES AND RETAINING WALLS

23241 Bridges & Engineered Structures	80,400	8,200	72,200	89.80%
---------------------------------------	--------	-------	--------	--------

STREET LIGHTING

23250 Overhead & Decorative Lighting	314,181	401,828	(87,647)	-27.90%
23261 Signs & Traffic Marking	242,875	249,315	(6,440)	-2.65%
23264 Traffic & Railroad Signals	10,060	26,391	(16,331)	-162.34%

PARKING

23272 Off-Street Parking	14,500	17,916	(3,416)	-23.56%
--------------------------	--------	--------	---------	---------

OTHER

23291 Gravel	188,940	93,345	95,595	50.60%
ROADS & STREETS	2,503,696	2,007,804	495,892	19.81%

STORM DRAINAGE
OPEN DRAINAGE

23311 Ditch, Creek & Dyke Maintenance	68,543	79,667	(11,124)	-16.23%
---------------------------------------	--------	--------	----------	---------

STORM SEWERS

23331 Storm Sewer Maintenance	130,436	103,130	27,306	20.93%
23333 Storm Sewer Lift Station	9,240	26,984	(17,744)	-192.03%
23335 Storm Sewer Connections	121,795	145,169	(23,374)	-19.19%
STORM DRAINAGE	330,014	354,950	(24,936)	-7.56%

OTHER COMMON SERVICES

23881 Training Program	39,371	123,215	(83,844)	-212.96%
23882 Safety	29,766	39,043	(9,277)	-31.17%
23884 Special Streets Work Orders	2,935	820	2,115	72.06%
OTHER COMMON SERVICES	72,072	163,078	(91,006)	-126.27%

OTHER

23510 PUBLIC TRANSIT	1,016,832	997,974	18,858	1.85%
----------------------	-----------	---------	--------	-------

RECOVERIES

23951 General Overhead Recovery	(893,000)	(788,815)	(104,185)	11.67%
23952 Main Building Expense Recovery	(24,000)	(24,000)	-	0.00%
23953 Shop Overhead Recovery	(107,800)	(63,334)	(44,466)	41.25%
23958 Equipment Charges Recovery	(587,800)	(397,049)	(190,751)	32.45%
23959 Gravel Cost Recovery	(112,000)	(60,464)	(51,536)	46.01%
RECOVERIES	(1,724,600)	(1,333,662)	(286,753)	16.63%

TRANSPORTATION SERVICE	4,688,697	4,903,963	(111,081)	-2.37%
-------------------------------	------------------	------------------	------------------	---------------



CITY OF PORT ALBERNI
GENERAL FUND - EXPENSE
Audit Committee - 2022 Budget vs. Actual

Budget 2022	Actual 2022	Variance \$	Variance %
----------------	----------------	----------------	---------------

ENVIRONMENTAL HEALTH SERVICES
SOLID WASTE COLLECTION

24320 Residential Waste Collection	928,988	771,832	157,156	16.92%
24322 Solid Waste Containers Purchase & Mtce	15,500	-	15,500	100.00%
24323 Solid Waste Disposal Fees	525,000	490,833	34,167	6.51%
24324 City Facility Solid Waste Collection	12,000	792	11,208	93.40%
ENVIRONMENTAL HEALTH	1,481,488	1,263,457	218,031	14.72%

PUBLIC HEALTH

25161 Cemetery Maintenance	16,239	21,261	(5,022)	-30.93%
25162 Interments	39,274	80,206	(40,932)	-104.22%
25163 Memorial Marker Installation	24,353	29	24,324	99.88%
CEMETERIES	79,866	101,496	(21,630)	-27.08%

PUBLIC HEALTH	79,866	101,496	(21,630)	-27.08%
----------------------	---------------	----------------	-----------------	----------------

DEVELOPMENT SERVICES

26129 Planning Administration	662,860	625,098	37,762	5.70%
26132 Consulting Services - OCP - Somass	350,000	410,338	(60,338)	-17.24%
RESEARCH AND PLANNING	1,012,860	1,035,436	(22,576)	-2.23%

26234 Business Development	80,000	58,132	21,868	27.34%
26235 Economic Development	404,138	432,202	(28,064)	-6.94%
26237 Community Serv-Community Inv Program	33,200	33,200	-	0.00%
26238 Community Serv-Community Engagement	500	-	500	100.00%
COMMUNITY DEVELOPMENT	517,838	523,534	(5,696)	-1.10%

26701 Alberni Harbour Quay Overhead	18,360	31,495	(13,135)	-71.54%
26770 Harbour Quay - Buildings Maintenance	143,727	99,595	44,132	30.71%
ALBERNI HARBOUR QUAY	162,087	131,090	30,997	19.12%

OTHER ENVIRONMENTAL DEVELOPMENT

26810 Security Lighting Incentive Program	25,000	-	25,000	100.00%
26911 Chamber of Commerce Visitor Centre	89,167	85,688	3,479	3.90%
OTHER	114,167	85,688	28,479	24.95%

ENVIRONMENTAL DEVELOPMENT	1,806,952	1,775,748	31,204	1.73%
----------------------------------	------------------	------------------	---------------	--------------

PARKS, RECREATION & HERITAGE

RECREATION FACILITIES

ADMINISTRATION

27110 Parks, Recreation & Heritage Mgmt Serv	630,826	520,676	110,150	17.46%
--	---------	---------	---------	--------

COMMUNITY CENTRES AND HALLS

27120 Gyro Youth Centre Maintenance	59,349	88,029	(28,680)	-48.32%
27126 Glenwood Skate Shop	1,560	572	988	63.33%
27128 Glenwood Centre Maintenance	74,695	72,227	2,468	3.30%
27129 Bob Dailey Stadium	19,397	8,762	10,635	54.83%
27130 Echo Activity Centre Maintenance	258,986	282,251	(23,265)	-8.98%
27134 Echo Aquatic Maintenance	456,698	489,373	(32,675)	-7.15%
27140 AV Multiplex Concessions	160,607	213,656	(53,049)	-33.03%
27142 AV Multiplex Skate Shop	4,000	3,017	983	24.58%
27144 AV Multiplex Maintenance	911,714	961,046	(49,332)	-5.41%
27146 Parks Building & Fieldhouses	109,834	133,145	(23,311)	-21.22%
27148 Echo Park Complex	64,622	46,368	18,254	28.25%



CITY OF PORT ALBERNI
GENERAL FUND - EXPENSE
Audit Committee - 2022 Budget vs. Actual

Budget	Actual	Variance	Variance
2022	2022	\$	%

RECREATION PROGRAMS
SPORT PROGRAMS

27156	Glenwood Centre Programs	10,000	29,294	(19,294)	-192.94%
27160	Echo Aquatic Programs	619,377	688,591	(69,214)	-11.17%
27163	AV Multiplex Programs	223,899	224,479	(580)	-0.26%

LEISURE PROGRAMS

27166	Leisure Service Programs	171,892	131,024	40,868	23.78%
27170	Youth Services and Programs	56,995	29,835	27,160	47.65%
27173	Children's Programs	61,354	224,465	(163,111)	-265.85%
27180	Adult Programs	15,000	46,781	(31,781)	-211.87%

SPECIAL EVENTS

27190	Special Events	21,000	4,021	16,979	80.85%
27198	Vehicle Maintenance & Repair	13,564	13,860	(296)	-2.18%
RECREATION FACILITIES & PROGRAMS		3,945,369	4,211,472	(266,103)	-6.74%

PARKS AND PLAYGROUNDS

27210	Parks & Facility Management Services	282,398	311,549	(29,151)	-10.32%
27215	Parks Maintenance	1,149,863	841,239	308,624	26.84%
27220	Horticultural Services	416,916	348,044	68,872	16.52%
27225	Vehicles & Equipment Mtce & Repair	152,261	208,741	(56,480)	-37.09%
27230	Parks Upgrading	52,942	38,359	14,583	27.55%
27499	Equipment Recovery	(91,895)	(69,513)	(22,382)	24.36%
PARKS & PLAYGROUNDS		1,962,485	1,678,419	284,066	14.47%

CULTURAL SERVICES

27510	Museum Services	222,159	181,042	41,117	18.51%
27515	Museum Programs-Curatorial	54,500	73,013	(18,513)	-33.97%
27516	Museum Programs-Permanent Exhibits	3,000	199	2,801	93.37%
27517	Museum Programs-Temporary Exhibits	28,200	19,185	9,015	31.97%
27530	Industrial Collections	39,188	48,507	(9,319)	-23.78%
27550	Museum Maintenance	89,581	61,657	27,924	31.17%
27600	Vancouver Island Regional Library	839,444	839,444	-	0.00%
27700	McLean Mill Operator Agreement	150,000	150,000	-	0.00%
27710	McLean Mill City operations	74,274	65,012	9,262	12.47%
CULTURAL SERVICES		1,500,346	1,438,059	62,287	4.15%

RECREATION & CULTURAL

TOTAL OPERATIONS EXPENSES

32,632,783 32,752,542 (15,574) -0.05%

INTEREST & DEBT SERVICING

28115	Interest on Prepaid Taxes	9,000	14,062	(5,062)	-56.24%
28121	Interest Payments on Debentures	87,490	83,777	3,713	4.24%
28131	Principal Payments on Debentures	120,468	120,468	-	0.00%
28193	Banking Service Charges	8,000	6,642	1,358	16.98%
FINANCING & BANK FEES		224,958	224,949	9	0.00%

TOTAL OPERATIONS AND DEBT SERVICING

32,857,741 32,977,491 (15,565) -0.05%



CITY OF PORT ALBERNI
GENERAL FUND - EXPENSE
Audit Committee - 2022 Budget vs. Actual

	Budget 2022	Actual 2022	Variance \$	Variance %
TRANSFERS TO RESERVES				
28910 Debt Reserve Fund Transfer	15,000	15,000	-	0.00%
28222 Transfer to Equipment Replacement	34,000	34,000	-	0.00%
28230 Transfer to Capital Works Reserve	70,000	70,000	-	0.00%
RESERVE TRANSFERS	119,000	119,000	-	0.00%
TRANSFERS TO GENERAL CAPITAL RES.				
28220 Projects TBD Council Direction	-	-	-	
Administration	-	-	-	
Fire Department	80,000	80,000	-	0.00%
Transportation Services	-	-	-	
Paving and Road Construction	-	-	-	
Traffic Upgrades	27,000	27,000	-	0.00%
Storm Drains	150,000	150,000	-	0.00%
Other Public Works Projects	-	-	-	
Parks	47,167	47,167	-	0.00%
Cultural Services	30,000	30,000	-	0.00%
Parks, Recreation and Heritage	427,000	427,000	-	0.00%
TOTAL GENERAL CAPITAL TRANSFERS	761,167	761,167	-	0.00%
OTHER SERVICES				
OTHER BUDGET CONSIDERATIONS				
29911 Contingency Funds	-	-	-	
OTHER BUDGET CONSIDERATIONS	-	-	-	
TOTAL OPERATIONS, DEBT SERVICING, RESERVE AND CAPITAL TRANSFERS, CONTINGENCY				
	33,737,908	33,857,658	(15,565)	-0.05%
TRANSFERS TO RESERVE ALLOWANCES				
28211 Transfers to Reserve Allowances	1,009,195	-	1,009,195	100.00%
TAXES COLLECTED FOR OTHERS				
REGIONAL DISTRICT				
28410 Alberni-Clayoquot Regional District	1,491,725	1,595,707	(103,982)	-6.97%
SCHOOL DISTRICTS				
28811 Non-Residential School Tax	1,749,007	2,048,655	(299,648)	-17.13%
28812 Residential School Tax	4,380,106	4,591,169	(211,063)	-4.82%
REGIONAL GOVERNMENTS				
28820 Alberni-Clayoquot Regional Hosp District	680,000	695,873	(15,873)	-2.33%
JOINT BOARDS AND COMMISSIONS				
28830 Municipal Finance Authority	700	959	(259)	-37.00%
28831 BC Assessment	182,810	210,693	(27,883)	-15.25%
TAXES COLLECTED FOR OTHERS	8,484,348	9,143,056	(658,708)	-7.76%
GENERAL FUND EXPENDITURE	43,231,451	43,000,714	334,922	0.77%



CITY OF PORT ALBERNI
SEWER FUND - REVENUE & EXPENSES
Audit Committee - 2022 Budget vs. Actual

	Budget 2022	Actual 2022	Variance \$	Variance %
SALES OF SERVICE				
		<i>(unaudited)</i>	<i>(unaudited)</i>	<i>(unaudited)</i>
94421 Sewer Fees	3,184,543	2,848,029	(336,514)	-10.57%
94431 Sewer Connections	80,000	-	(80,000)	-100.00%
94432 Service Charges Sundry	5,000	-	(5,000)	-100.00%
94433 User Charges	20,000	-	(20,000)	-100.00%
OTHER SERVICES				
94441 Sewage Disposal Fees	70,000	68,160	(1,840)	-2.63%
SALES OF SERVICE	3,359,543	2,916,189	(443,354)	-13.20%
OTHER REVENUE FROM OWN SOURCE				
95590 Interest Income	24,000	19,192	(4,808)	-20.03%
95611 Sewer Penalty	35,000	36,990	1,990	5.69%
91210 Sewer Local Improvement Charges	1,000	-	(1,000)	-100.00%
OTHER REVENUE	60,000	56,182	(3,818)	-6.36%
OTHER TRANSFERS				
99110 Transfer from Capital Reserve-Gas Tax	46,000	46,000	-	0.00%
99111 Transfers from Reserves & Allowances	-	32,442	32,442	
99114 Operating Funds from Prior Year	-	-	-	
99211 Contribution (To) From General Revenue	-	-	-	
SEWER FUND REVENUE	3,465,543	3,050,813	(414,730)	-11.97%
ADMINISTRATION				
104210 Sewer Administration & Other	457,418	565,185	107,767	23.56%
ENGINEERING SERVICES				
104221 Consulting Services	34,500	22,490	(12,010)	-34.81%
SEWER SYSTEM ADMINISTRATION				
104233 Customer Service Requests	68,132	83,452	15,320	22.49%
104236 Small Tools/Equipment/Supplies	9,318	10,319	1,001	10.74%
SEWER COLLECTION SYSTEM				
104240 Sewage Collection System Main	118,952	88,605	(30,347)	-25.51%
104241 Sewer Service Connections	179,509	127,203	(52,306)	-29.14%
SEWER LIFT STATIONS				
104260 Sewage Lift Stations	270,077	472,122	202,045	74.81%
SEWER TREATMENT AND DISPOSAL				
104280 Sewage Treatment	351,615	291,852	(59,763)	-17.00%
OTHER COMMON SERVICES				
104294 Special Work Orders	1,000	-	(1,000)	-100.00%
SEWER SYSTEM	1,490,521	1,661,228	170,707	11.45%
FISCAL SERVICES				
DEBT				
108120 Interest Payments On Debentures	356,680	204,703	(151,978)	-42.61%
108130 Principal Payments On Debentures	212,215	249,316	37,101	17.48%
TOTAL DEBT	568,895	454,019	(114,876)	-20.19%
TRANSFER TO FUNDS AND RESERVES				
108220 Transfer To Sewer Capital Fund	1,404,127	437,514	(966,613)	-68.84%
108910 Debt Reserve Fund Transfer	2,000	2,000	-	0.00%
108211 Transfer to Reserves & Allowances	-	-	-	
108920 Transfer to Infrastructure Capital Reserve	-	496,053	496,053	
TRANSFERS	1,406,127	935,567	(470,560)	-33.46%
FISCAL SERVICES	1,975,022	1,389,585	(585,437)	-29.64%
EXCESS OF REVENUE OVER EXPENSE	(0)	(0)	(0)	
SEWER FUND EXPENSES	3,465,543	3,050,813	(414,730)	-11.97%



CITY OF PORT ALBERNI
WATER FUND - REVENUE & EXPENSES
 Audit Committee - 2022 Budget vs. Actual

	Budget 2022	Actual 2022	Variance \$	Variance %
SALES OF SERVICE				
		<i>(unaudited)</i>	<i>(unaudited)</i>	<i>(unaudited)</i>
54421 Metered Sales	3,493,783	3,517,049	23,266	0.67%
54431 Connections	54,386	185,000	130,614	240.16%
54432 Turn-On Charges	1,500	1,781	281	18.73%
54433 Service Charges Sundry	50,000	1,894	(48,106)	-96.21%
SALES OF SERVICE	3,599,669	3,705,724	106,055	2.95%
OTHER REVENUE FROM OWN SOURCE				
55590 Other Interest	31,930	110,098	78,168	244.81%
55611 Water Penalty	35,000	37,038	2,038	5.82%
OTHER REVENUE	66,930	147,136	80,206	119.84%
WATER FUND REVENUE	3,666,599	3,852,860	186,261	5.08%
WATER SUPPLY SYSTEM ADMINISTRATION				
64110 Water Administration & Other	451,872	477,807	(25,935)	-5.74%
ENGINEERING SERVICES				
64121 Engineering Consulting Services	120,000	72,937	47,063	39.22%
WATER SYSTEM ADMINISTRATION				
64133 Customer Service Requests	104,484	89,289	15,195	14.54%
64136 Small Tools/Equipment/Supplies	9,750	7,371	2,379	24.40%
SERVICE OF SUPPLY				
64141 Supply Inspection & Operation	127,740	87,086	40,654	31.83%
PUMPING				
64161 Pumping Inspection & Operation	249,045	237,138	11,907	4.78%
TRANSMISSION & DISTRIBUTION				
64181 Transmission/Distribution System	317,799	332,119	(14,320)	-4.51%
64183 Connections	265,565	310,325	(44,760)	-16.85%
64185 Meters	144,272	246,109	(101,837)	-70.59%
64187 Hydrants	91,644	64,339	27,305	29.79%
WATER SUPPLY SYSTEM	1,882,171	1,924,520	(42,349)	-2.25%
FISCAL SERVICES				
DEBT				
68120 Interest Payments On Debentures	44,000	44,000	-	0.00%
68130 Principal Payments On Debentures	38,743	38,743	-	0.00%
DEBT	82,743	82,743	-	0.00%
TRANSFERS TO FUNDS AND RESERVES				
68220 Transfers To Water Capital Fund	473,000	473,000	-	0.00%
68230 Transfer to(from) Infrastructure Capital Reserve	1,228,225	1,228,225	-	0.00%
68910 Debt Reserve Fund Transfer	460	460	-	0.00%
FISCAL SERVICES	1,784,428	1,784,428	-	0.00%
EXCESS OF REVENUE OVER EXPENSE	-	143,912	143,912	-
WATER FUND EXPENSE	3,666,599	3,708,948	(42,349)	-1.15%

2022 and prior years capital projects with approved budgets

Unaudited - Actuals at February 14, 2023

ACCT	PROJ	CAPITAL PROJECT	WIP ACTUAL	BUDGET	AVAILABLE	% of project
Administration						
485332	19001	Mapping and GIS Software (Asset Mgmt. Planning)	-	13,010	13,010	0.00%
485553	21003	Asset Management implementation	16,976	60,000	43,024	28.29%
485554	21004	Printer renewal - city wide	66,357	80,000	13,643	82.95%
485555	21005	ERP - Process improvements	30,000	30,000	-	100.00%
485532	20017	Welcome Sign	1,806	25,000	23,194	7.23%
485600	20097	Community Policing Building	1,025,000	1,025,000	0	100.00%
485620	22001	Council Chambers - A/V upgrades	-	75,000	75,000	0.00%
485622	22002	Computer Equipment Replacement	69,600	69,600	-	100.00%
485623	22003	GIS - Software upgrades - connectivity	3,257	45,000	41,743	7.24%
485624	22004	Tempest - upgrades for E-com/e-apply, mobile	44,035	86,385	42,350	50.98%
485625	22005	ERP Upgrades - accounting and payroll systems	12,308	50,000	37,692	24.62%
Fire						
485351	19003	19 - Firehall - Structural Prep	4,411	88,000	83,589	5.01%
485340	21001	Replace 1991 Pumper Truck #1	957,285	890,645	(66,640)	107.48%
485626	22006	Confined Space Equipment Replacement	-	30,000	30,000	0.00%
485627	22007	Replace Garage Door Openers (7)	-	50,000	50,000	0.00%
Transportation						
485557	21008	Replace 2012 Int'l Flusher/Vac Truck #435	406,423	406,000	(423)	100.10%
485558	21009	Replace 2005 VOLVO TANDEM GRAVEL TRUCK #264	212,679	196,707	(15,972)	108.12%
485560	21011	Replace 2007 Volvo Tandem Dump Truck #265	-	196,707	196,707	0.00%
485561	21012	Replace 2005 Ford F350 W/Comp Body #520	-	120,532	120,532	0.00%
485628	22008	Replace 2007 GMC 5500 W/SERVICE BOX #140	-	134,000	134,000	0.00%
485629	22009	Replace 2009 DODGE 5500 SERVICE TRUCK #141	-	112,000	112,000	0.00%
485630	22010	Replace 2007 GMC C5500 Utility Dump Trk #240	191	140,000	139,809	0.14%
485631	22011	Replace 2009 Case 580 Sm Backhoe #303	-	165,000	165,000	0.00%
485632	22012	Replace 2013 Linkbelt Excavator #342	189,389	190,000	611	99.68%
485633	22013	Replace 2007 JOHN DEERE TRACTOR 5625 #624	-	110,000	110,000	0.00%
485634	22014	Replace 2010 KUBOTA F3680 MOWER #625	-	53,000	53,000	0.00%
Paving						
485409	17415	Harbour Rd Argyle to Dunbar	8,789	50,000	41,211	17.58%

ACCT	PROJ	CAPITAL PROJECT	WIP ACTUAL	BUDGET	AVAILABLE	% of project
485447	18415	6th Ave-Melrose to Bruce	-	280,000	280,000	0.00%
485336	20003	6th Ave - Argyle to Angus St	217,494	210,000	(7,494)	103.57%
485566	21031	Rail Crossing - Strathern & Dunbar	14,775	150,000	135,225	9.85%
485567	21032	Redford & 10th Ave intersection - associated w/ signal repairs	40,648	35,000	(5,648)	116.14%
485635	22015	7th Ave - Redford St to Bute St 180m (ptp, st, sani, wtr)	-	420,000	420,000	0.00%
485636	22016	Argyle / 10th Roundabout (ptp, w, st, s) Design only	-	135,000	135,000	0.00%
485637	22017	Argyle 1st to 3rd Avenue - CSO	26,718	100,000	73,282	26.72%
485638	22018	15th Ave-Montrose to Bruce (westside half road reconstruction)	-	120,000	120,000	0.00%
485640	22019	Wallace - 4th to 6th Ave - Paving	-	60,000	60,000	0.00%
485621	22020	Johnston/Adelaide Development	95,911	25,000	(70,911)	383.64%
Traffic Upgrades						
485568	21033	Redford & 10th Ave intersection - signals & looping	-	20,000	20,000	0.00%
485642	22023	3rd Ave/Argyle Street - Signal Controller Replacement	-	27,000	27,000	0.00%
Storm						
485361	18417	6th Ave-Melrose to Bruce (moved 2021 budget)	-	400,000	400,000	0.00%
485523	20008	6th Ave- Argyle St Angus St 150 m (ptp wtr st san)	256,396	100,000	(156,396)	256.40%
485524	20009	Relining program Multiple 6th Ave-Montrose to Melrose	79	300,000	299,921	0.03%
485525	20010	6th Ave-Argyle to Angus 145m (ptp, wtr, st)	3,496	60,000	56,504	5.83%
485570	21035	Storm Main replacements	5,741	100,000	94,259	5.74%
485571	21036	Margaret St Storm Pump Upgrade	-	225,000	225,000	0.00%
485639	22021	Wallace - 4th to 6th Ave - Storm	-	60,000	60,000	0.00%
485641	22022	Anderson Road - Wallace to Maitland St	-	40,000	40,000	0.00%
485643	22024	Re-lining Project (Coal Creek - 3rd Ave Xing/ South St - 2nd to 3rd/ 6th Ave - Mont to Mel)	-	300,000	300,000	0.00%
485644	22025	CSO - 7th Ave-Redford to Bute 180m (ptp, st, sani, wtr)	-	95,000	95,000	0.00%
PW Other						
485573	21014	City Hall Window replacement	45,665	80,000	34,335	57.08%
485574	21015	RCMP Storage requirements	13,920	20,000	6,080	69.60%
485586	21024	Child Care Spaces - Grant	1,338,464	4,644,989	3,306,525	28.82%
Cultural Services						
485534	20019	McLean Mill Capital Projects	13,735	60,000	46,265	22.89%
485577	21018	McLean Mill Septic upgrades	5,000	249,500	244,500	2.00%
485579	21021	McLean Mill Capital Projects - Heritage	21,291	60,000	38,709	35.49%
485647	22027	McLean Mill Capital Projects	40,599	59,900	19,301	67.78%
PRH	(Parks)					

ACCT	PROJ	CAPITAL PROJECT	WIP ACTUAL	BUDGET	AVAILABLE	% of project
485310	15482	Clock Tower Repair/Removal Plan	541,889	706,171	164,282	76.74%
485535	20020	20 - Aquatic Centre pool - PRH - supplies	84,337	100,000	15,663	84.34%
485539	20026	Multiplex sum equipment	7,733	19,640	11,907	39.37%
485542	20029	Connect The Quays	688,386	5,841,411	5,153,025	11.78%
485548	21010	Linking the Roger Creek Trail	19,500	25,000	5,500	78.00%
485580	21022	Aquatic Centre Pool Repairs	12,644	25,000	12,356	50.58%
485582	21062	Multiplex Dehumidifier-Desiccant Wheel	44,000	44,000	-	100.00%
485588	21067	Bear proof waste storage	7,646	25,800	18,154	29.64%
485549	21020	Train Station Seismic upgrades	769,124	860,000	90,876	89.43%
485645	22026	Victoria Quay Millstone Park Connector Foot Bridge	-	115,000	115,000	0.00%
485660	22040	22 - Tree planting	-	75,000	75,000	0.00%
485661	22041	23 - Tree planting (21 CF)	71,716	75,000	3,284	95.62%
Facilities Upgrade			-	-	-	
485589	21068	Echo Canopy and Siding	10,000	10,000	-	100.00%
485667	23002	Curling Rink ice plant contribution	-	40,000	40,000	0.00%
		Facilities - Asset renewal projects	146,032	227,000	80,968	64.33%
Sewer Capital			-	-	-	
565431	14010	Sewage Treatment Plant Upgrade SPF	40,512,339	41,000,000	487,661	98.81%
565420	18603	6th Ave-Melrose to Bruce 240m	-	280,000	280,000	0.00%
565438	20088	Johnston Rd Elizabeth to Gertrude 120m 300mm Reline	7,531	95,000	87,469	7.93%
565439	20089	Harbour Rd/Bruce St Outfall Reline	140	100,000	99,860	0.14%
565441	20091	6th Ave Argyle St. To Angus St 150m (ptp,st,sani,wtr)	94,446	90,000	(4,446)	104.94%
565445	20095	SCADA upgrade	37,180	75,000	37,820	49.57%
565447	21039	Small Capital Main Replacements \$26K, signage \$6K, monitoring equipment \$68K	52,471	100,000	47,529	52.47%
565448	21041	CSO consulting	56,065	80,000	23,935	70.08%
565449	22060	Harbour Road Trunk Sewer Replacement	-	300,000	300,000	0.00%
565450	22061	Argyle Forcemain Somass River Crossing project	2,476,267	3,660,000	1,183,733	67.66%
565451	22062	Argyle 1st to 3rd Avenue - CSO - design	11,386	15,000	3,614	75.90%
565452	22063	2023 Capital project design - to be identified	382	60,000	59,618	0.64%
565453	22064	Argyle / 10th Roundabout (ptp, w, st, s) Design only	-	4,000	4,000	0.00%
565454	22065	CSO - 7th Ave-Redford to Bute 180m (ptp, st, sani, wtr)	-	79,000	79,000	0.00%
565455	22066	Sewer Crawler	-	80,000	80,000	0.00%
565457	22067	CSO - Wallace 4th - 6th (300m)	-	45,000	45,000	0.00%
565458	22068	Small Capital Main Replacements	-	100,000	100,000	0.00%

ACCT	PROJ	CAPITAL PROJECT	WIP ACTUAL	BUDGET	AVAILABLE	% of project
Water Capital			-	-	-	
525436	20096	New Twin Main Ph 4 (church St./16th Ave to Montrose St./15th Ave)	519,856	1,000,000	480,144	51.99%
525435	20085	SCADA Software Upgrade	25,277	75,000	49,723	33.70%
525438	21042	Dead Ends & Distribution Upgrades	121,729	100,000	(21,729)	121.73%
525439	21043	6th Ave - Argyle to Angus Streets	296,973	150,000	(146,973)	197.98%
525437	21030	Cowichan Reservoir to Burde St. New Twin Main Ph 5	1,057,700	1,386,000	328,300	76.31%
525441	21045	6th Ave - Melrose to Bruce 240	14,417	100,000	85,583	14.42%
525442	21046	Burde St-7th Ave to 10th Ave 300m 150mm PVC	836,851	850,000	13,149	98.45%
525443	21047	Burde St Regulator Replacement	7,219	200,000	192,781	3.61%
Awaiting development completion to complete						
485519	20022	Burde Street Anderson to 17th Watermain replacement	-	100,000	100,000	0.00%
485435	19018	16th Ave-Burde St	-	150,000	150,000	0.00%
485454	19021	Portview Landing/4000 Burde St	-	60,000	60,000	0.00%
485454	19029	Portview Landing/4000 Burde St (st, san, paving)	-	60,000	60,000	0.00%
Paused projects						
485350	18410	Replace 1998 Jordair Compressor - moved to 2023	-	59,700	59,700	0.00%
485331	19000	Electronic Filing System - Records Management	-	53,230	53,230	0.00%
	21019	McLean Mill - UGST	-	30,000	30,000	0.00%
Review approach						
525408	17506	Water Meter Replacement Program 6 yrs.	225,633	400,000	174,367	56.41%
525434	20084	Water Meter Replacement Program 6 yrs.	158,214	400,000	241,786	39.55%
525444	21048	Water Meter Replacement Program 6 yrs.	-	400,000	400,000	0.00%
Confirm repurposed funding						
565408	18600	Small Capital Main Replacements	-	100,000	100,000	0.00%
565410	19087	Argyle Forcemain Somass River Crossing	-	100,000	100,000	0.00%
565419	20082	3rd Ave Argyle St. Mar St. Beautification	-	400,000	400,000	0.00%

Ranges: From: To: From: To:
 Cheque Number First Last Cheque Date 11/1/2022 1/31/2023
 Vendor ID First Last Chequebook ID First Last
 Vendor Name First Last

Sorted By: Vendor Name

* Voided Cheques

Cheque Number	Vendor ID	Vendor Cheque Name	Cheque Date	Chequebook ID	Audit Trail Code	Amount
EFT0008018	204779	0858133 BC LTD DBA NICKLIN WAS	11/23/2022	BMO1	PMCHQ00001833	\$355.97
EFT0008141	204779	0858133 BC LTD DBA NICKLIN WAS	12/20/2022	BMO1	PMCHQ00001845	\$373.56
151633	559	0946982 BC LTD DBA ACE FLAGGIN	11/2/2022	BMO1	PMCHQ00001821	\$1,779.75
151680	559	0946982 BC LTD DBA ACE FLAGGIN	11/10/2022	BMO1	PMCHQ00001827	\$7,872.90
EFT0008019	559	0946982 BC LTD DBA ACE FLAGGIN	11/23/2022	BMO1	PMCHQ00001833	\$2,180.86
EFT0008086	559	0946982 BC LTD DBA ACE FLAGGIN	12/8/2022	BMO1	PMCHQ00001839	\$1,751.93
EFT0008142	559	0946982 BC LTD DBA ACE FLAGGIN	12/20/2022	BMO1	PMCHQ00001845	\$5,246.33
EFT0008241	559	0946982 BC LTD DBA ACE FLAGGIN	1/19/2023	BMO1	PMCHQ00001861	\$1,265.25
151681	206591	3D GEOMATICS INC	11/10/2022	BMO1	PMCHQ00001827	\$7,087.50
151873	206591	3D GEOMATICS INC	12/8/2022	BMO1	PMCHQ00001840	\$3,534.41
EFT0007927	203663	4 IMPRINTS INC	11/2/2022	BMO1	PMCHQ00001820	\$1,775.67
EFT0008087	203663	4 IMPRINTS INC	12/8/2022	BMO1	PMCHQ00001839	\$327.21
151682	250	A C E COURIER SERVICES	11/10/2022	BMO1	PMCHQ00001827	\$1,287.05
151763	250	A C E COURIER SERVICES	11/22/2022	BMO1	PMCHQ00001832	\$517.79
151874	250	A C E COURIER SERVICES	12/8/2022	BMO1	PMCHQ00001840	\$1,252.66
151934	250	A C E COURIER SERVICES	12/20/2022	BMO1	PMCHQ00001846	\$1,042.43
152068	250	A C E COURIER SERVICES	1/19/2023	BMO1	PMCHQ00001862	\$1,184.78
152107	205856	ABBEYFIELD HOUSE SOCIETY	1/25/2023	BMO1	PMCHQ00001863	\$315.00
EFT0007959	205825	ABELL PEST CONTROL INC	11/10/2022	BMO1	PMCHQ00001826	\$430.02
EFT0008088	205825	ABELL PEST CONTROL INC	12/8/2022	BMO1	PMCHQ00001839	\$410.68
EFT0008143	205825	ABELL PEST CONTROL INC	12/20/2022	BMO1	PMCHQ00001845	\$85.66
EFT0008242	205825	ABELL PEST CONTROL INC	1/19/2023	BMO1	PMCHQ00001861	\$85.66
EFT0008020	203796	ACCENT REFRIGERATION SYSTEMS	11/23/2022	BMO1	PMCHQ00001833	\$2,203.43
151935	206539	ACCESSSMT HOLDINGS LTD	12/20/2022	BMO1	PMCHQ00001846	\$50.40
EFT0008021	555	ACHINBACK FOUNDRY	11/23/2022	BMO1	PMCHQ00001833	\$994.73
EFT0008144	555	ACHINBACK FOUNDRY	12/20/2022	BMO1	PMCHQ00001845	\$374.75
151634	560	ACKLANDS - GRAINGER INC	11/2/2022	BMO1	PMCHQ00001821	\$374.59
151739	560	ACKLANDS - GRAINGER INC	11/17/2022	BMO1	PMCHQ00001830	\$812.18
151794	560	ACKLANDS - GRAINGER INC	11/23/2022	BMO1	PMCHQ00001834	\$217.58
151826	560	ACKLANDS - GRAINGER INC	11/30/2022	BMO1	PMCHQ00001836	\$756.14
151936	560	ACKLANDS - GRAINGER INC	12/20/2022	BMO1	PMCHQ00001846	\$455.41
151996	560	ACKLANDS - GRAINGER INC	1/5/2023	BMO1	PMCHQ00001852	\$105.71
152069	560	ACKLANDS - GRAINGER INC	1/19/2023	BMO1	PMCHQ00001862	\$1,679.15
EFT0008243	680	ACRYLCO MFG LTD	1/19/2023	BMO1	PMCHQ00001861	\$2,868.64
EFT0008244	201833	ADDY POWER LTD	1/19/2023	BMO1	PMCHQ00001861	\$3,468.58
151683	205170	ADELHARDT CONCRETE PLUS	11/10/2022	BMO1	PMCHQ00001827	\$26,005.00
151875	205170	ADELHARDT CONCRETE PLUS	12/8/2022	BMO1	PMCHQ00001840	\$8,925.00
151937	205170	ADELHARDT CONCRETE PLUS	12/20/2022	BMO1	PMCHQ00001846	\$12,600.00
151795	205842	AGGRESSIVE TRUCK REPAIR	11/23/2022	BMO1	PMCHQ00001834	\$77.14
151850	205842	AGGRESSIVE TRUCK REPAIR	12/7/2022	BMO1	PMCHQ00001838	\$16,885.23
152070	205842	AGGRESSIVE TRUCK REPAIR	1/19/2023	BMO1	PMCHQ00001862	\$1,341.14
EFT0008245	1000	AGO INDUSTRIES INC	1/19/2023	BMO1	PMCHQ00001861	\$1,630.87
EFT0007960	27020	AIR LIQUIDE CANADA INC	11/10/2022	BMO1	PMCHQ00001826	\$454.60
EFT0008076	27020	AIR LIQUIDE CANADA INC	12/7/2022	BMO1	PMCHQ00001837	\$663.02
EFT0008145	27020	AIR LIQUIDE CANADA INC	12/20/2022	BMO1	PMCHQ00001845	\$449.97
EFT0008246	27020	AIR LIQUIDE CANADA INC	1/19/2023	BMO1	PMCHQ00001861	\$368.29
152108	205223	ALBERNI CLASSICAL CONCERTS SOC	1/25/2023	BMO1	PMCHQ00001863	\$600.00
151684	29104	ALBERNI COLOUR CORNER	11/10/2022	BMO1	PMCHQ00001827	\$242.27
151997	29104	ALBERNI COLOUR CORNER	1/5/2023	BMO1	PMCHQ00001852	\$57.56
151685	1800	ALBERNI COMMUNICATIONS & ELECT	11/10/2022	BMO1	PMCHQ00001827	\$56.00
151998	1800	ALBERNI COMMUNICATIONS & ELECT	1/5/2023	BMO1	PMCHQ00001852	\$190.40
EFT0008057	1960	ALBERNI DISTRICT CO-OP ASSOC	11/30/2022	BMO1	PMCHQ00001835	\$3,647.10
152109	2030	ALBERNI DISTRICT FALL FAIR ASS	1/25/2023	BMO1	PMCHQ00001863	\$1,890.00
151764	45780	ALBERNI DRUG & ALCOHOL PREVENT	11/22/2022	BMO1	PMCHQ00001832	\$6,283.62
152053	45780	ALBERNI DRUG & ALCOHOL PREVENT	1/12/2023	BMO1	PMCHQ00001855	\$7,468.20
EFT0007961	45585	ALBERNI ECO DRY CLEANERS	11/10/2022	BMO1	PMCHQ00001826	\$1,184.40
EFT0008146	45585	ALBERNI ECO DRY CLEANERS	12/20/2022	BMO1	PMCHQ00001845	\$1,176.00
EFT0008203	45585	ALBERNI ECO DRY CLEANERS	1/5/2023	BMO1	PMCHQ00001851	\$921.90

* Voided Cheques

Cheque Number	Vendor ID	Vendor Cheque Name	Cheque Date	Chequebook ID	Audit Trail Code	Amount
EFT0008247	45585	ALBERNI ECO DRY CLEANERS	1/19/2023	BMO1	PMCHQ00001861	\$59.33
EFT0008147	204741	ALBERNI FITNESS CENTRE	12/20/2022	BMO1	PMCHQ00001845	\$162.75
EFT0008022	2540	ALBERNI INDUSTRIAL MARINE SUPP	11/23/2022	BMO1	PMCHQ00001833	\$48.33
EFT0008058	2540	ALBERNI INDUSTRIAL MARINE SUPP	11/30/2022	BMO1	PMCHQ00001835	\$501.72
EFT0008148	2540	ALBERNI INDUSTRIAL MARINE SUPP	12/20/2022	BMO1	PMCHQ00001845	\$699.08
EFT0008248	2540	ALBERNI INDUSTRIAL MARINE SUPP	1/19/2023	BMO1	PMCHQ00001861	\$377.98
EFT0007928	3120	ALBERNI TOWING	11/2/2022	BMO1	PMCHQ00001820	\$126.00
EFT0007942	3120	ALBERNI TOWING	11/9/2022	BMO1	PMCHQ00001822	\$624.50
EFT0008001	3120	ALBERNI TOWING	11/17/2022	BMO1	PMCHQ00001829	\$1,268.40
EFT0008059	3120	ALBERNI TOWING	11/30/2022	BMO1	PMCHQ00001835	\$453.60
EFT0008089	3120	ALBERNI TOWING	12/8/2022	BMO1	PMCHQ00001839	\$738.40
EFT0008249	3120	ALBERNI TOWING	1/19/2023	BMO1	PMCHQ00001861	\$100.80
EFT0008204	1561	ALBERNI VALLEY BULLDOGS	1/5/2023	BMO1	PMCHQ00001851	\$4,113.84
EFT0008298	1561	ALBERNI VALLEY BULLDOGS	1/25/2023	BMO1	PMCHQ00001866	\$2,184.67
EFT0008023	3150	ALBERNI VALLEY CHAMBER OF COMM	11/23/2022	BMO1	PMCHQ00001833	\$3,164.00
EFT0008299	3150	ALBERNI VALLEY CHAMBER OF COMM	1/25/2023	BMO1	PMCHQ00001866	\$21,422.00
151635	204187	ALBERNI VALLEY CURLING CLUB	11/2/2022	BMO1	PMCHQ00001821	\$357.00
152110	206922	ALBERNI VALLEY FOOD SECURITY G	1/25/2023	BMO1	PMCHQ00001863	\$1,260.00
EFT0008024	3665	ALBERNI VALLEY REFRIGERATION	11/23/2022	BMO1	PMCHQ00001833	\$7,942.40
EFT0008090	3665	ALBERNI VALLEY REFRIGERATION	12/8/2022	BMO1	PMCHQ00001839	\$30,947.18
EFT0008149	3665	ALBERNI VALLEY REFRIGERATION	12/20/2022	BMO1	PMCHQ00001845	\$14,529.48
EFT0008250	3665	ALBERNI VALLEY REFRIGERATION	1/19/2023	BMO1	PMCHQ00001861	\$8,051.87
151938	203139	ALBERNI VALLEY TOURISM	12/20/2022	BMO1	PMCHQ00001846	\$15,750.00
152111	3712	ALBERNI VALLEY TRACK CLUB	1/25/2023	BMO1	PMCHQ00001863	\$1,100.00
152112	204651	ALBERNI VALLEY TRANSITION TOWN	1/25/2023	BMO1	PMCHQ00001863	\$1,620.00
EFT0008251	3785	ALBERTA FIRE CHIEFS ASSOCIATIO	1/19/2023	BMO1	PMCHQ00001861	\$333.88
151686	206475	ALBERTA MUNICIPAL SUPERVISORS	11/10/2022	BMO1	PMCHQ00001827	\$50.00
152038	206603	ALEXANDER, ANDREA	1/12/2023	BMO1	PMCHQ00001854	\$309.76
151989	4000	ALPORT INSURANCE AGENCIES INC	12/21/2022	BMO1	PMCHQ00001847	\$2,896.00
EFT0007929	52570	ANDREW SHERET LIMITED	11/2/2022	BMO1	PMCHQ00001820	\$4,761.78
EFT0007943	52570	ANDREW SHERET LIMITED	11/9/2022	BMO1	PMCHQ00001822	\$40,376.44
EFT0008010	52570	ANDREW SHERET LIMITED	11/22/2022	BMO1	PMCHQ00001831	\$7,271.34
EFT0008060	52570	ANDREW SHERET LIMITED	11/30/2022	BMO1	PMCHQ00001835	\$17,613.69
EFT0008091	52570	ANDREW SHERET LIMITED	12/8/2022	BMO1	PMCHQ00001839	\$1,960.51
EFT0008150	52570	ANDREW SHERET LIMITED	12/20/2022	BMO1	PMCHQ00001845	\$1,312.86
EFT0008252	52570	ANDREW SHERET LIMITED	1/19/2023	BMO1	PMCHQ00001861	\$13,420.84
EFT0008300	52570	ANDREW SHERET LIMITED	1/25/2023	BMO1	PMCHQ00001866	\$1,900.70
152071	206837	ANOVA	1/19/2023	BMO1	PMCHQ00001862	\$87,747.94
152072	203132	ARENTSEN, KEITH	1/19/2023	BMO1	PMCHQ00001862	\$6.11
151999	202938	ARROWVALE CAMPGROUND	1/5/2023	BMO1	PMCHQ00001852	\$168.00
EFT0007962	5740	ASSOCIATED ENGINEERING (BC) LT	11/10/2022	BMO1	PMCHQ00001826	\$108,434.70
EFT0008092	5740	ASSOCIATED ENGINEERING (BC) LT	12/8/2022	BMO1	PMCHQ00001839	\$5,927.49
EFT0008301	5740	ASSOCIATED ENGINEERING (BC) LT	1/25/2023	BMO1	PMCHQ00001866	\$37,539.59
151876	206892	ATHECON PROJECTS INC	12/8/2022	BMO1	PMCHQ00001840	\$5,282.55
152056	206892	ATHECON PROJECTS INC	1/18/2023	BMO1	PMCHQ00001860	\$37,563.75
152073	206892	ATHECON PROJECTS INC	1/19/2023	BMO1	PMCHQ00001862	\$13,102.42
151918	204827	ATS TRAFFIC BRITISH COLUMBIA	12/14/2022	BMO1	PMCHQ00001844	\$3,464.29
151939	204827	ATS TRAFFIC BRITISH COLUMBIA	12/20/2022	BMO1	PMCHQ00001846	\$1,460.92
151765	206736	AV MAINTENACE SERVICES	11/22/2022	BMO1	PMCHQ00001832	\$187.77
EFT0008025	9900	B C AIR FILTER LTD	11/23/2022	BMO1	PMCHQ00001833	\$5,199.98
EFT0008151	9900	B C AIR FILTER LTD	12/20/2022	BMO1	PMCHQ00001845	\$390.11
EFT0008253	9900	B C AIR FILTER LTD	1/19/2023	BMO1	PMCHQ00001861	\$169.97
151740	10360	B C HYDRO & POWER AUTHORITY	11/17/2022	BMO1	PMCHQ00001830	\$60,011.71
151766	10360	B C HYDRO & POWER AUTHORITY	11/22/2022	BMO1	PMCHQ00001832	\$1,438.93
151919	10360	B C HYDRO & POWER AUTHORITY	12/14/2022	BMO1	PMCHQ00001844	\$104,556.90
152039	10360	B C HYDRO & POWER AUTHORITY	1/12/2023	BMO1	PMCHQ00001854	\$46,073.36
152057	10360	B C HYDRO & POWER AUTHORITY	1/18/2023	BMO1	PMCHQ00001860	\$1,903.22
152058	10478	B C MUNICIPAL SAFETY ASSOCIATI	1/18/2023	BMO1	PMCHQ00001860	\$1,246.88
151877	10710	B C RECREATION & PARKS ASSOCIA	12/8/2022	BMO1	PMCHQ00001840	\$1,000.75
EFT0008002	10950	B C TRANSIT	11/17/2022	BMO1	PMCHQ00001829	\$77,092.78
EFT0008205	10950	B C TRANSIT	1/5/2023	BMO1	PMCHQ00001851	\$156,838.51
151687	6801	B PLETTI CONTRACTING, INC.	11/10/2022	BMO1	PMCHQ00001827	\$1,315.12
151940	6801	B PLETTI CONTRACTING, INC.	12/20/2022	BMO1	PMCHQ00001846	\$41,212.50
152000	6801	B PLETTI CONTRACTING, INC.	1/5/2023	BMO1	PMCHQ00001852	\$955.50
152040	6801	B PLETTI CONTRACTING, INC.	1/12/2023	BMO1	PMCHQ00001854	\$354.37

* Voided Cheques

Cheque Number	Vendor ID	Vendor Cheque Name	Cheque Date	Chequebook ID	Audit Trail Code	Amount
151679	6950	BAGLEY, CATHY	11/9/2022	BMO1	PMCHQ00001825	\$1,124.01
EFT0007963	7000	BAILEY ELECTRIC CO LTD	11/10/2022	BMO1	PMCHQ00001826	\$2,301.60
EFT0008003	7000	BAILEY ELECTRIC CO LTD	11/17/2022	BMO1	PMCHQ00001829	\$53,481.93
EFT0008026	7000	BAILEY ELECTRIC CO LTD	11/23/2022	BMO1	PMCHQ00001833	\$1,630.13
EFT0008093	7000	BAILEY ELECTRIC CO LTD	12/8/2022	BMO1	PMCHQ00001839	\$837.96
EFT0008152	7000	BAILEY ELECTRIC CO LTD	12/20/2022	BMO1	PMCHQ00001845	\$2,538.76
EFT0008221	7000	BAILEY ELECTRIC CO LTD	1/12/2023	BMO1	PMCHQ00001853	\$21,144.90
EFT0008254	7000	BAILEY ELECTRIC CO LTD	1/19/2023	BMO1	PMCHQ00001861	\$990.24
EFT0008302	7000	BAILEY ELECTRIC CO LTD	1/25/2023	BMO1	PMCHQ00001866	\$981.75
151741	205202	BAKER'S DOZEN CATERING	11/17/2022	BMO1	PMCHQ00001830	\$1,454.50
151767	205202	BAKER'S DOZEN CATERING	11/22/2022	BMO1	PMCHQ00001832	\$247.50
151878	205202	BAKER'S DOZEN CATERING	12/8/2022	BMO1	PMCHQ00001840	\$1,620.00
152059	205202	BAKER'S DOZEN CATERING	1/18/2023	BMO1	PMCHQ00001860	\$500.00
152074	205522	BANG THE TABLE	1/19/2023	BMO1	PMCHQ00001862	\$11,200.00
151742	7400	BANK OF NOVA SCOTIA	11/17/2022	BMO1	PMCHQ00001830	\$20,480.40
151879	7400	BANK OF NOVA SCOTIA	12/8/2022	BMO1	PMCHQ00001840	\$275.00
152001	204538	BARKLEY SOUNDS COMMUNITY CHOIR	1/5/2023	BMO1	PMCHQ00001852	\$360.00
152113	204538	BARKLEY SOUNDS COMMUNITY CHOIR	1/25/2023	BMO1	PMCHQ00001863	\$2,800.00
151851	10477	BATTIE, ZOE	12/7/2022	BMO1	PMCHQ00001838	\$28.92
151941	202955	BC ECONOMIC DEVELOPMENT ASSOCI	12/20/2022	BMO1	PMCHQ00001846	\$588.00
152041	203229	BC HYDRO & POWER AUTHORITY	1/12/2023	BMO1	PMCHQ00001854	\$15,767.85
EFT0007930	203574	BC MUNICIPAL SAFETY ASSOCIATIO	11/2/2022	BMO1	PMCHQ00001820	\$2,205.00
EFT0007944	203574	BC MUNICIPAL SAFETY ASSOCIATIO	11/9/2022	BMO1	PMCHQ00001822	\$5,512.51
EFT0008061	7860	BEAVER CREEK HOME CENTRE	11/30/2022	BMO1	PMCHQ00001835	\$5,611.98
EFT0008094	7860	BEAVER CREEK HOME CENTRE	12/8/2022	BMO1	PMCHQ00001839	\$1,199.12
EFT0008153	7860	BEAVER CREEK HOME CENTRE	12/20/2022	BMO1	PMCHQ00001845	\$575.40
EFT0008222	7860	BEAVER CREEK HOME CENTRE	1/12/2023	BMO1	PMCHQ00001853	\$1,744.63
151852	203312	BENDER, GARY	12/7/2022	BMO1	PMCHQ00001838	\$1,812.73
152002	203312	BENDER, GARY	1/5/2023	BMO1	PMCHQ00001852	\$470.33
152060	206915	BERENGUER, ANALYN	1/18/2023	BMO1	PMCHQ00001860	\$200.00
EFT0007931	8600	BERK'S INTERTRUCK LTD	11/2/2022	BMO1	PMCHQ00001820	\$5,725.60
EFT0007964	8600	BERK'S INTERTRUCK LTD	11/10/2022	BMO1	PMCHQ00001826	\$1,922.94
EFT0008004	8600	BERK'S INTERTRUCK LTD	11/17/2022	BMO1	PMCHQ00001829	\$127.34
EFT0008062	8600	BERK'S INTERTRUCK LTD	11/30/2022	BMO1	PMCHQ00001835	\$384.42
EFT0008095	8600	BERK'S INTERTRUCK LTD	12/8/2022	BMO1	PMCHQ00001839	\$2,068.36
EFT0008154	8600	BERK'S INTERTRUCK LTD	12/20/2022	BMO1	PMCHQ00001845	\$3,786.97
EFT0008223	8600	BERK'S INTERTRUCK LTD	1/12/2023	BMO1	PMCHQ00001853	\$1,497.23
EFT0008255	8600	BERK'S INTERTRUCK LTD	1/19/2023	BMO1	PMCHQ00001861	\$53.33
152114	206928	BESLIC, SARA	1/25/2023	BMO1	PMCHQ00001863	\$136.85
151796	7540	BEST WESTERN BARCLAY HOTEL	11/23/2022	BMO1	PMCHQ00001834	\$132.20
151688	37050	BLACK MAGIC DESIGN LTD	11/10/2022	BMO1	PMCHQ00001827	\$117.60
EFT0007965	9065	BLACK PRESS GROUP	11/10/2022	BMO1	PMCHQ00001826	\$735.52
EFT0008077	9065	BLACK PRESS GROUP	12/7/2022	BMO1	PMCHQ00001837	\$2,715.13
EFT0008155	9065	BLACK PRESS GROUP	12/20/2022	BMO1	PMCHQ00001845	\$4,195.62
EFT0008256	9065	BLACK PRESS GROUP	1/19/2023	BMO1	PMCHQ00001861	\$936.33
EFT0007966	204775	BODIN, KRISTA	11/10/2022	BMO1	PMCHQ00001826	\$42.52
EFT0008303	204775	BODIN, KRISTA	1/25/2023	BMO1	PMCHQ00001866	\$207.34
152115	205231	BOOMERANGS CAFE	1/25/2023	BMO1	PMCHQ00001863	\$568.84
152003	204153	BOS, ANDREW	1/5/2023	BMO1	PMCHQ00001852	\$3,780.00
152061	206588	BOUCHARD, TORY	1/18/2023	BMO1	PMCHQ00001860	\$124.20
151689	206871	BOULDER EXCAVATING LTD	11/10/2022	BMO1	PMCHQ00001827	\$14,817.60
151797	206871	BOULDER EXCAVATING LTD	11/23/2022	BMO1	PMCHQ00001834	\$55,566.00
151880	206871	BOULDER EXCAVATING LTD	12/8/2022	BMO1	PMCHQ00001840	\$14,977.39
152075	206871	BOULDER EXCAVATING LTD	1/19/2023	BMO1	PMCHQ00001862	\$42,233.42
151636	206082	BOURGOIN, SHAWN	11/2/2022	BMO1	PMCHQ00001821	\$444.78
EFT0008063	206082	BOURGOIN, SHAWN	11/30/2022	BMO1	PMCHQ00001835	\$129.80
EFT0008078	206082	BOURGOIN, SHAWN	12/7/2022	BMO1	PMCHQ00001837	\$659.64
EFT0008224	206082	BOURGOIN, SHAWN	1/12/2023	BMO1	PMCHQ00001853	\$969.61
EFT0008304	206082	BOURGOIN, SHAWN	1/25/2023	BMO1	PMCHQ00001866	\$368.88
EFT0007932	206515	BOWERMAN CONSTRUCTION LTD	11/2/2022	BMO1	PMCHQ00001820	\$51,870.65
EFT0008027	206515	BOWERMAN CONSTRUCTION LTD	11/23/2022	BMO1	PMCHQ00001833	\$210,575.88
EFT0008096	206515	BOWERMAN CONSTRUCTION LTD	12/8/2022	BMO1	PMCHQ00001839	\$1,552.32
EFT0008130	206515	BOWERMAN CONSTRUCTION LTD	12/14/2022	BMO1	PMCHQ00001843	\$63,081.45
EFT0008156	206515	BOWERMAN CONSTRUCTION LTD	12/20/2022	BMO1	PMCHQ00001845	\$228,218.91
EFT0008206	206515	BOWERMAN CONSTRUCTION LTD	1/5/2023	BMO1	PMCHQ00001851	\$25,765.93

* Voided Cheques

Cheque Number	Vendor ID	Vendor Cheque Name	Cheque Date	Chequebook ID	Audit Trail Code	Amount
EFT0008225	206515	BOWERMAN CONSTRUCTION LTD	1/12/2023	BMO1	PMCHQ00001853	\$4,295.38
151942	205733	BOX	12/20/2022	BMO1	PMCHQ00001846	\$10,800.80
EFT0008064	10997	BRANDT TRACTOR LTD.	11/30/2022	BMO1	PMCHQ00001835	\$210,000.00
EFT0007945	54350	BRENNTAG CANADA INC.	11/9/2022	BMO1	PMCHQ00001822	\$5,965.65
EFT0008097	54350	BRENNTAG CANADA INC.	12/8/2022	BMO1	PMCHQ00001839	\$2,414.25
EFT0008157	54350	BRENNTAG CANADA INC.	12/20/2022	BMO1	PMCHQ00001845	\$1,177.08
EFT0008257	54350	BRENNTAG CANADA INC.	1/19/2023	BMO1	PMCHQ00001861	\$3,771.71
151637	205079	BRITTON, SHAYLA	11/2/2022	BMO1	PMCHQ00001821	\$652.00
152004	205079	BRITTON, SHAYLA	1/5/2023	BMO1	PMCHQ00001852	\$207.00
152116	205079	BRITTON, SHAYLA	1/25/2023	BMO1	PMCHQ00001863	\$512.52
EFT0007933	26710	BROGAN FIRE & SAFETY	11/2/2022	BMO1	PMCHQ00001820	\$420.00
EFT0007967	26710	BROGAN FIRE & SAFETY	11/10/2022	BMO1	PMCHQ00001826	\$234.08
EFT0008065	26710	BROGAN FIRE & SAFETY	11/30/2022	BMO1	PMCHQ00001835	\$1,033.08
EFT0008098	26710	BROGAN FIRE & SAFETY	12/8/2022	BMO1	PMCHQ00001839	\$644.58
EFT0008258	26710	BROGAN FIRE & SAFETY	1/19/2023	BMO1	PMCHQ00001861	\$1,173.73
EFT0007934	206470	BUNZL	11/2/2022	BMO1	PMCHQ00001820	\$54.57
EFT0007968	206470	BUNZL	11/10/2022	BMO1	PMCHQ00001826	\$1,568.45
EFT0008005	206470	BUNZL	11/17/2022	BMO1	PMCHQ00001829	\$1,571.75
EFT0008028	206470	BUNZL	11/23/2022	BMO1	PMCHQ00001833	\$457.16
EFT0008066	206470	BUNZL	11/30/2022	BMO1	PMCHQ00001835	\$741.06
EFT0008158	206470	BUNZL	12/20/2022	BMO1	PMCHQ00001845	\$3,787.04
EFT0008207	206470	BUNZL	1/5/2023	BMO1	PMCHQ00001851	\$343.22
EFT0008259	206470	BUNZL	1/19/2023	BMO1	PMCHQ00001861	\$201.76
151690	206142	BUTLER CONCRETE & AGGREGATE LT	11/10/2022	BMO1	PMCHQ00001827	\$1,889.97
151743	206142	BUTLER CONCRETE & AGGREGATE LT	11/17/2022	BMO1	PMCHQ00001830	\$3,873.68
151798	203484	CAMLOCK HOLDINGS LTD	11/23/2022	BMO1	PMCHQ00001834	\$231.00
151943	203484	CAMLOCK HOLDINGS LTD	12/20/2022	BMO1	PMCHQ00001846	\$524.02
152076	203484	CAMLOCK HOLDINGS LTD	1/19/2023	BMO1	PMCHQ00001862	\$5,074.93
EFT0008029	14380	CANADIAN LINEN AND UNIFORM SER	11/23/2022	BMO1	PMCHQ00001833	\$606.11
EFT0008079	14380	CANADIAN LINEN AND UNIFORM SER	12/7/2022	BMO1	PMCHQ00001837	\$1,347.18
EFT0008159	14380	CANADIAN LINEN AND UNIFORM SER	12/20/2022	BMO1	PMCHQ00001845	\$271.60
EFT0008260	14380	CANADIAN LINEN AND UNIFORM SER	1/19/2023	BMO1	PMCHQ00001861	\$676.77
EFT0008099	204107	CANADIAN MARITIME ENGINEERING	12/8/2022	BMO1	PMCHQ00001839	\$3,811.86
EFT0008160	204107	CANADIAN MARITIME ENGINEERING	12/20/2022	BMO1	PMCHQ00001845	\$1,312.59
EFT0008261	204107	CANADIAN MARITIME ENGINEERING	1/19/2023	BMO1	PMCHQ00001861	\$798.02
151768	203729	CANADIAN MENTAL HEALTH - PORT	11/22/2022	BMO1	PMCHQ00001832	\$36,451.98
151944	205964	CANADIAN PLAYGROUND SAFETY INS	12/20/2022	BMO1	PMCHQ00001846	\$288.75
151827	206672	CANADIAN PUBLIC RELATIONS SOCI	11/30/2022	BMO1	PMCHQ00001836	\$100.00
151744	15301	CANADIAN TIRE #488	11/17/2022	BMO1	PMCHQ00001830	\$3,957.87
151881	15301	CANADIAN TIRE #488	12/8/2022	BMO1	PMCHQ00001840	\$1,968.03
151945	15301	CANADIAN TIRE #488	12/20/2022	BMO1	PMCHQ00001846	\$507.86
152077	15301	CANADIAN TIRE #488	1/19/2023	BMO1	PMCHQ00001862	\$7,113.71
EFT0008030	15580	CANADIAN UNION OF PUBLIC EMPLO	11/23/2022	BMO1	PMCHQ00001833	\$13,597.26
EFT0008161	15580	CANADIAN UNION OF PUBLIC EMPLO	12/20/2022	BMO1	PMCHQ00001845	\$13,570.50
EFT0008262	15580	CANADIAN UNION OF PUBLIC EMPLO	1/19/2023	BMO1	PMCHQ00001861	\$20,233.64
152062	204423	CAPILANO UNIVERSITY	1/18/2023	BMO1	PMCHQ00001860	\$1,155.54
151638	206525	CARO ANALYTICAL SERVICES	11/2/2022	BMO1	PMCHQ00001821	\$4,734.45
EFT0007946	203047	CASCADE WEAR LTD	11/9/2022	BMO1	PMCHQ00001822	\$6,250.72
152078	49165	CBI REHABILITATION IN MOTION I	1/19/2023	BMO1	PMCHQ00001862	\$78.75
151828	203688	CDW CANADA	11/30/2022	BMO1	PMCHQ00001836	\$273.23
152005	203688	CDW CANADA	1/5/2023	BMO1	PMCHQ00001852	\$854.47
152079	203688	CDW CANADA	1/19/2023	BMO1	PMCHQ00001862	\$1,132.74
EFT0007969	55727	CENTRAL SQUARE	11/10/2022	BMO1	PMCHQ00001826	\$36,276.26
EFT0007970	204685	CHEMPOSITE INC	11/10/2022	BMO1	PMCHQ00001826	\$1,191.68
151639	206872	CHEVRETTE, CATHERINE	11/2/2022	BMO1	PMCHQ00001821	\$194.77
152006	205180	CIBC	1/5/2023	BMO1	PMCHQ00001852	\$2,344.70
152117	205574	CIBC	1/25/2023	BMO1	PMCHQ00001863	\$5,972.75
EFT0008131	206239	CIRA	12/14/2022	BMO1	PMCHQ00001843	\$3,851.40
151691	17550	CIRCLE DAIRY 1987 LTD	11/10/2022	BMO1	PMCHQ00001827	\$155.97
151745	17550	CIRCLE DAIRY 1987 LTD	11/17/2022	BMO1	PMCHQ00001830	\$8,758.11
EFT0008031	17550	CIRCLE DAIRY 1987 LTD	11/23/2022	BMO1	PMCHQ00001833	\$2,269.74
EFT0008100	17550	CIRCLE DAIRY 1987 LTD	12/8/2022	BMO1	PMCHQ00001839	\$568.82
EFT0008162	17550	CIRCLE DAIRY 1987 LTD	12/20/2022	BMO1	PMCHQ00001845	\$278.56
EFT0008220	17550	CIRCLE DAIRY 1987 LTD	1/5/2023	BMO1	PMCHQ00001851	\$10,991.52
EFT0008263	17550	CIRCLE DAIRY 1987 LTD	1/19/2023	BMO1	PMCHQ00001861	\$1,559.31

* Voided Cheques

Cheque Number	Vendor ID	Vendor Cheque Name	Cheque Date	Chequebook ID	Audit Trail Code	Amount
EFT0008305	17550	CIRCLE DAIRY 1987 LTD	1/25/2023	BMO1	PMCHQ00001866	\$4,197.14
151946	202937	CITY OF NANAIMO	12/20/2022	BMO1	PMCHQ00001846	\$2,310.00
152063	17640	CITY OF PORT ALBERNI	1/18/2023	BMO1	PMCHQ00001860	\$21,241.00
EFT0008101	17971	CIVIC INFO BC	12/8/2022	BMO1	PMCHQ00001839	\$1,785.00
EFT0008011	205870	CLARK, JAYDE	11/22/2022	BMO1	PMCHQ00001831	\$36.75
EFT0008132	205870	CLARK, JAYDE	12/14/2022	BMO1	PMCHQ00001843	\$42.09
EFT0008163	205870	CLARK, JAYDE	12/20/2022	BMO1	PMCHQ00001845	\$8.98
151746	205743	CLARKSTONE & DEARIN NOTARY COR	11/17/2022	BMO1	PMCHQ00001830	\$72.98
152080	205743	CLARKSTONE & DEARIN NOTARY COR	1/19/2023	BMO1	PMCHQ00001862	\$1,194.69
151882	46589	CLEARTECH INDUSTRIES INC	12/8/2022	BMO1	PMCHQ00001840	\$1,242.87
152081	46589	CLEARTECH INDUSTRIES INC	1/19/2023	BMO1	PMCHQ00001862	\$268.54
151799	203788	CLOVERDALE PAINT INC	11/23/2022	BMO1	PMCHQ00001834	\$3,119.84
151947	203788	CLOVERDALE PAINT INC	12/20/2022	BMO1	PMCHQ00001846	\$2,156.34
152064	203788	CLOVERDALE PAINT INC	1/18/2023	BMO1	PMCHQ00001860	\$328.55
EFT0008032	12586	CMJ EQUIPMENT	11/23/2022	BMO1	PMCHQ00001833	\$6,111.00
151692	202866	COASTAL BRIDGE & CONSTRUCTION	11/10/2022	BMO1	PMCHQ00001827	\$22,075.20
EFT0008033	23250	COASTAL PEST MANAGEMENT	11/23/2022	BMO1	PMCHQ00001833	\$94.50
EFT0008102	23250	COASTAL PEST MANAGEMENT	12/8/2022	BMO1	PMCHQ00001839	\$94.50
EFT0008264	23250	COASTAL PEST MANAGEMENT	1/19/2023	BMO1	PMCHQ00001861	\$94.50
151800	205911	COASTAL RISK SOLUTIONS	11/23/2022	BMO1	PMCHQ00001834	\$2,501.10
151769	18719	COCA COLA BOTTLING	11/22/2022	BMO1	PMCHQ00001832	\$2,082.27
151801	18719	COCA COLA BOTTLING	11/23/2022	BMO1	PMCHQ00001834	\$793.10
151640	18735	COFFEE FUND	11/2/2022	BMO1	PMCHQ00001821	\$126.00
151802	18735	COFFEE FUND	11/23/2022	BMO1	PMCHQ00001834	\$126.00
151948	18735	COFFEE FUND	12/20/2022	BMO1	PMCHQ00001846	\$99.00
152082	18735	COFFEE FUND	1/19/2023	BMO1	PMCHQ00001862	\$184.50
EFT0008034	18740	COKELY WIRE ROPE LTD	11/23/2022	BMO1	PMCHQ00001833	\$384.64
EFT0008164	18740	COKELY WIRE ROPE LTD	12/20/2022	BMO1	PMCHQ00001845	\$456.34
EFT0007971	18863	COLUMBIA FUELS	11/10/2022	BMO1	PMCHQ00001826	\$262.50
EFT0008165	18863	COLUMBIA FUELS	12/20/2022	BMO1	PMCHQ00001845	\$262.50
151655	206877	COLYN, MITZIE	11/9/2022	BMO1	PMCHQ00001823	\$505.09
151803	18975	COLYN'S NURSERY & GARDEN CENTR	11/23/2022	BMO1	PMCHQ00001834	\$1,023.90
151853	19200	COMMUNITY ARTS COUNCIL OF THE	12/7/2022	BMO1	PMCHQ00001838	\$7,599.48
152118	19200	COMMUNITY ARTS COUNCIL OF THE	1/25/2023	BMO1	PMCHQ00001863	\$5,000.00
EFT0008012	19300	COMOX PACIFIC EXPRESS LTD	11/22/2022	BMO1	PMCHQ00001831	\$191.73
EFT0008265	19300	COMOX PACIFIC EXPRESS LTD	1/19/2023	BMO1	PMCHQ00001861	\$430.32
151747	205224	COOMBS COUNTRY CANDY	11/17/2022	BMO1	PMCHQ00001830	\$328.12
151656	206876	COOPER, GLENNA	11/9/2022	BMO1	PMCHQ00001823	\$94.50
EFT0008133	201803	CO-OPERATORS, THE	12/14/2022	BMO1	PMCHQ00001843	\$14,513.65
EFT0008202	201803	CO-OPERATORS, THE	12/21/2022	BMO1	PMCHQ00001848	\$14,468.61
EFT0008208	201803	CO-OPERATORS, THE	1/5/2023	BMO1	PMCHQ00001851	\$20,047.16
EFT0007972	203653	COPCAN CIVIL LP	11/10/2022	BMO1	PMCHQ00001826	\$66,305.40
EFT0008166	203653	COPCAN CIVIL LP	12/20/2022	BMO1	PMCHQ00001845	\$39,783.24
151920	206904	CORDERO URCUYO, IRENE	12/14/2022	BMO1	PMCHQ00001844	\$1,045.00
151748	19780	CORE-MARK DISTRIBUTORS	11/17/2022	BMO1	PMCHQ00001830	\$1,568.56
151693	206869	COSTAIN, RAEY	11/10/2022	BMO1	PMCHQ00001827	\$3,000.00
151883	204765	COULSON GROUP OF COMPANIES	12/8/2022	BMO1	PMCHQ00001840	\$2,322.01
EFT0008035	206854	CRAIG INDUSTRIAL SERVICES	11/23/2022	BMO1	PMCHQ00001833	\$329.00
EFT0008167	206854	CRAIG INDUSTRIAL SERVICES	12/20/2022	BMO1	PMCHQ00001845	\$140.00
151884	202755	CULLEN DIESEL POWER LTD	12/8/2022	BMO1	PMCHQ00001840	\$1,609.79
151657	204361	CUSSON, DAVE	11/9/2022	BMO1	PMCHQ00001823	\$95.05
151770	204361	CUSSON, DAVE	11/22/2022	BMO1	PMCHQ00001832	\$50.00
151854	204361	CUSSON, DAVE	12/7/2022	BMO1	PMCHQ00001838	\$292.07
152065	204361	CUSSON, DAVE	1/18/2023	BMO1	PMCHQ00001860	\$92.87
152119	204361	CUSSON, DAVE	1/25/2023	BMO1	PMCHQ00001863	\$41.59
151749	204862	DARLING, SARA	11/17/2022	BMO1	PMCHQ00001830	\$51.44
151921	204862	DARLING, SARA	12/14/2022	BMO1	PMCHQ00001844	\$726.02
151805	204129	DAST WELDING INC	11/23/2022	BMO1	PMCHQ00001834	\$137.97
EFT0008036	44880	DB PERKS & ASSOCIATES LTD.	11/23/2022	BMO1	PMCHQ00001833	\$3,951.81
EFT0008103	44880	DB PERKS & ASSOCIATES LTD.	12/8/2022	BMO1	PMCHQ00001839	\$6,903.40
EFT0008168	44880	DB PERKS & ASSOCIATES LTD.	12/20/2022	BMO1	PMCHQ00001845	\$4,121.60
EFT0008266	44880	DB PERKS & ASSOCIATES LTD.	1/19/2023	BMO1	PMCHQ00001861	\$2,985.53
151694	205755	DE VROOMEN BULB CANADA INC	11/10/2022	BMO1	PMCHQ00001827	\$13,383.54
151829	21600	DEAKIN, PATRICK	11/30/2022	BMO1	PMCHQ00001836	\$1,626.48
151922	21600	DEAKIN, PATRICK	12/14/2022	BMO1	PMCHQ00001844	\$692.19

* Voided Cheques

Cheque Number	Vendor ID	Vendor Cheque Name	Cheque Date	Chequebook ID	Audit Trail Code	Amount
152120	206927	DECLERCQ, BRAD	1/25/2023	BMO1	PMCHQ00001863	\$527.00
151695	203525	DEL COMMUNICATIONS INC	11/10/2022	BMO1	PMCHQ00001827	\$525.00
EFT0008104	21541	DESIGNED AIR SYSTEMS LTD	12/8/2022	BMO1	PMCHQ00001839	\$3,832.50
EFT0008134	206385	DICKINSON, ROBERT-LEE	12/14/2022	BMO1	PMCHQ00001843	\$2,566.70
EFT0008037	22200	DOLANS CONCRETE LTD	11/23/2022	BMO1	PMCHQ00001833	\$7,971.96
EFT0008105	22200	DOLANS CONCRETE LTD	12/8/2022	BMO1	PMCHQ00001839	\$625.86
EFT0008267	22200	DOLANS CONCRETE LTD	1/19/2023	BMO1	PMCHQ00001861	\$2,816.06
151750	206879	DOMCOR TRAFFIC CONTROL	11/17/2022	BMO1	PMCHQ00001830	\$796.95
151806	205249	DOMINION VOTING	11/23/2022	BMO1	PMCHQ00001834	\$2,435.37
151949	205249	DOMINION VOTING	12/20/2022	BMO1	PMCHQ00001846	\$9,023.49
151885	206900	DONISON, VERON	12/8/2022	BMO1	PMCHQ00001840	\$149.60
152042	18008	DOROTHY CLARKSTONE NOTARY CORP	1/12/2023	BMO1	PMCHQ00001854	\$93.12
EFT0008169	22527	DURAGLAS COMPOSITES	12/20/2022	BMO1	PMCHQ00001845	\$14,836.50
152007	205043	DYNAMIC RESCUE TRAINING LTD	1/5/2023	BMO1	PMCHQ00001852	\$16,886.69
152121	205043	DYNAMIC RESCUE TRAINING LTD	1/25/2023	BMO1	PMCHQ00001863	\$871.50
EFT0007973	201054	E-CARD ID PRODUCTS	11/10/2022	BMO1	PMCHQ00001826	\$569.88
151751	206755	ECONOMIC DEVELOPERS ASSOCIATIO	11/17/2022	BMO1	PMCHQ00001830	\$251.64
EFT0008268	23181	EMCO LIMITED	1/19/2023	BMO1	PMCHQ00001861	\$499.64
EFT0007974	203978	ENCORE BUSINESS SOLUTIONS INC	11/10/2022	BMO1	PMCHQ00001826	\$3,008.25
EFT0008038	203978	ENCORE BUSINESS SOLUTIONS INC	11/23/2022	BMO1	PMCHQ00001833	\$4,425.76
EFT0007975	42374	ENEX FUELS LTD.	11/10/2022	BMO1	PMCHQ00001826	\$39,825.91
EFT0008039	42374	ENEX FUELS LTD.	11/23/2022	BMO1	PMCHQ00001833	\$6,044.02
EFT0008170	42374	ENEX FUELS LTD.	12/20/2022	BMO1	PMCHQ00001845	\$41,762.32
EFT0008269	42374	ENEX FUELS LTD.	1/19/2023	BMO1	PMCHQ00001861	\$36,985.91
151923	206573	ENGELBRECHT, JOHANNA	12/14/2022	BMO1	PMCHQ00001844	\$186.20
152008	205990	ENTANDEM	1/5/2023	BMO1	PMCHQ00001852	\$240.54
151886	10530	ENVIRONMENTAL OPERATORS	12/8/2022	BMO1	PMCHQ00001840	\$1,351.35
152083	10530	ENVIRONMENTAL OPERATORS	1/19/2023	BMO1	PMCHQ00001862	\$103.95
151887	203480	ENVIROSMART BIODEGRADABLES	12/8/2022	BMO1	PMCHQ00001840	\$2,516.60
EFT0008106	202415	ESC AUTOMATION INC	12/8/2022	BMO1	PMCHQ00001839	\$953.81
EFT0008171	202415	ESC AUTOMATION INC	12/20/2022	BMO1	PMCHQ00001845	\$472.76
EFT0008270	202415	ESC AUTOMATION INC	1/19/2023	BMO1	PMCHQ00001861	\$154.35
152009	200880	ESKOLA, CHAD	1/5/2023	BMO1	PMCHQ00001852	\$100.00
EFT0008040	23450	EVITT ELECTRIC CO LTD	11/23/2022	BMO1	PMCHQ00001833	\$43.64
EFT0008271	23450	EVITT ELECTRIC CO LTD	1/19/2023	BMO1	PMCHQ00001861	\$8.96
151696	206873	EXCEED ELECTRICAL ENGINEERING	11/10/2022	BMO1	PMCHQ00001827	\$20,559.00
151807	206888	FAITHFUL CONSTRUCTION	11/23/2022	BMO1	PMCHQ00001834	\$600.00
EFT0007976	23660	FALCON EQUIPMENT	11/10/2022	BMO1	PMCHQ00001826	\$8,400.00
151658	202041	FELTRIN, TANIS	11/9/2022	BMO1	PMCHQ00001823	\$45.37
151752	202041	FELTRIN, TANIS	11/17/2022	BMO1	PMCHQ00001830	\$16.79
152043	206913	FILIPCHUK, CRAIG A	1/12/2023	BMO1	PMCHQ00001854	\$3,500.00
151917	24389	FIRST GLASS LTD	12/14/2022	BMO1	PMCHQ00001842	\$45,201.25
151697	204583	FLASHBAY INC	11/10/2022	BMO1	PMCHQ00001827	\$1,840.65
EFT0008107	24890	FLOORING DEPOT	12/8/2022	BMO1	PMCHQ00001839	\$173.59
EFT0008172	24890	FLOORING DEPOT	12/20/2022	BMO1	PMCHQ00001845	\$764.68
EFT0008272	24890	FLOORING DEPOT	1/19/2023	BMO1	PMCHQ00001861	\$399.00
151830	204330	FLYING COLOURS INTERNATIONAL	11/30/2022	BMO1	PMCHQ00001836	\$1,513.29
EFT0007977	204191	FOOTPRINTS SECURITY PATROL INC	11/10/2022	BMO1	PMCHQ00001826	\$5,630.10
EFT0008041	204191	FOOTPRINTS SECURITY PATROL INC	11/23/2022	BMO1	PMCHQ00001833	\$5,560.80
EFT0008108	204191	FOOTPRINTS SECURITY PATROL INC	12/8/2022	BMO1	PMCHQ00001839	\$5,343.45
EFT0008173	204191	FOOTPRINTS SECURITY PATROL INC	12/20/2022	BMO1	PMCHQ00001845	\$126.00
EFT0008273	204191	FOOTPRINTS SECURITY PATROL INC	1/19/2023	BMO1	PMCHQ00001861	\$5,968.20
EFT0008306	204191	FOOTPRINTS SECURITY PATROL INC	1/25/2023	BMO1	PMCHQ00001866	\$5,525.10
151889	202959	FORT GARRY FIRE TRUCKS	12/8/2022	BMO1	PMCHQ00001840	\$1,806.34
151659	16501	FORTIS BC - NATURAL GAS	11/9/2022	BMO1	PMCHQ00001823	\$10,213.34
151771	16501	FORTIS BC - NATURAL GAS	11/22/2022	BMO1	PMCHQ00001832	\$1,582.36
151831	16501	FORTIS BC - NATURAL GAS	11/30/2022	BMO1	PMCHQ00001836	\$62.93
151855	16501	FORTIS BC - NATURAL GAS	12/7/2022	BMO1	PMCHQ00001838	\$13,521.02
151950	16501	FORTIS BC - NATURAL GAS	12/20/2022	BMO1	PMCHQ00001846	\$8,314.79
152044	16501	FORTIS BC - NATURAL GAS	1/12/2023	BMO1	PMCHQ00001854	\$14,085.99
152066	16501	FORTIS BC - NATURAL GAS	1/18/2023	BMO1	PMCHQ00001860	\$10,790.71
152122	16501	FORTIS BC - NATURAL GAS	1/25/2023	BMO1	PMCHQ00001863	\$64.97
151753	204243	FOSTER, RYAN	11/17/2022	BMO1	PMCHQ00001830	\$18.00
151678	206720	FRANK PLANNING COLLABORATIVE	11/9/2022	BMO1	PMCHQ00001824	\$22,003.02
151951	206720	FRANK PLANNING COLLABORATIVE	12/20/2022	BMO1	PMCHQ00001846	\$14,654.07

* Voided Cheques

Cheque Number	Vendor ID	Vendor Cheque Name	Cheque Date	Chequebook ID	Audit Trail Code	Amount
152123	206916	FRASER VALLEY REFRIGERATION	1/25/2023	BMO1	PMCHQ00001863	\$66,675.00
151641	55160	FRED SURRIDGE LTD	11/2/2022	BMO1	PMCHQ00001821	\$2,139.85
151754	55160	FRED SURRIDGE LTD	11/17/2022	BMO1	PMCHQ00001830	\$3,573.33
151832	55160	FRED SURRIDGE LTD	11/30/2022	BMO1	PMCHQ00001836	\$14,041.35
151952	55160	FRED SURRIDGE LTD	12/20/2022	BMO1	PMCHQ00001846	\$3,099.18
EFT0007935	204015	FRIESEN PLASTICS INC	11/2/2022	BMO1	PMCHQ00001820	\$1,679.97
152010	206410	FROOD, ELLEN	1/5/2023	BMO1	PMCHQ00001852	\$264.00
152055	206410	FROOD, ELLEN	1/13/2023	BMO1	PMCHQ00001857	\$176.00
151755	99851	FUDGE, NORM	11/17/2022	BMO1	PMCHQ00001830	\$18.00
152011	99851	FUDGE, NORM	1/5/2023	BMO1	PMCHQ00001852	\$109.00
EFT0008109	204557	FUSIONCINE	12/8/2022	BMO1	PMCHQ00001839	\$838.88
151642	203958	GAGNON, MICHELLE	11/2/2022	BMO1	PMCHQ00001821	\$181.44
151772	203958	GAGNON, MICHELLE	11/22/2022	BMO1	PMCHQ00001832	\$209.48
151833	203958	GAGNON, MICHELLE	11/30/2022	BMO1	PMCHQ00001836	\$233.88
151924	203958	GAGNON, MICHELLE	12/14/2022	BMO1	PMCHQ00001844	\$45.81
152012	203958	GAGNON, MICHELLE	1/5/2023	BMO1	PMCHQ00001852	\$156.20
152045	203958	GAGNON, MICHELLE	1/12/2023	BMO1	PMCHQ00001854	\$4.87
152084	203958	GAGNON, MICHELLE	1/19/2023	BMO1	PMCHQ00001862	\$440.22
EFT0008209	204276	GARDAWORLD	1/5/2023	BMO1	PMCHQ00001851	\$1,529.03
151660	205994	GAYLORD ARCHIVAL	11/9/2022	BMO1	PMCHQ00001823	\$828.56
EFT0008042	25368	GENESIS FIRE PROTECTION	11/23/2022	BMO1	PMCHQ00001833	\$2,393.08
EFT0008237	25368	GENESIS FIRE PROTECTION	1/18/2023	BMO1	PMCHQ00001859	\$2,815.05
151808	202671	GEORGE B. CUFF & ASSOCIATES L	11/23/2022	BMO1	PMCHQ00001834	\$9,487.28
EFT0007947	205749	GFL ENVIRONMENTAL SERIVICES IN	11/9/2022	BMO1	PMCHQ00001822	\$1,156.63
EFT0008006	205749	GFL ENVIRONMENTAL SERIVICES IN	11/17/2022	BMO1	PMCHQ00001829	\$2,268.58
EFT0008135	205749	GFL ENVIRONMENTAL SERIVICES IN	12/14/2022	BMO1	PMCHQ00001843	\$399.00
EFT0008238	205749	GFL ENVIRONMENTAL SERIVICES IN	1/18/2023	BMO1	PMCHQ00001859	\$466.94
EFT0008307	205749	GFL ENVIRONMENTAL SERIVICES IN	1/25/2023	BMO1	PMCHQ00001866	\$456.54
EFT0007936	2003100	GIBSON, MARILYN	11/2/2022	BMO1	PMCHQ00001820	\$117.50
EFT0008210	2003100	GIBSON, MARILYN	1/5/2023	BMO1	PMCHQ00001851	\$45.00
EFT0008274	25436	GIRISON LAUNDROMAT	1/19/2023	BMO1	PMCHQ00001861	\$875.70
151856	206774	GLOCK, MARCELLE	12/7/2022	BMO1	PMCHQ00001838	\$100.00
152124	206914	GRAHAM, MADELINE	1/25/2023	BMO1	PMCHQ00001863	\$246.76
EFT0007978	26070	GRAPHICS FACTORY	11/10/2022	BMO1	PMCHQ00001826	\$310.02
EFT0008043	26070	GRAPHICS FACTORY	11/23/2022	BMO1	PMCHQ00001833	\$110.88
EFT0008110	26070	GRAPHICS FACTORY	12/8/2022	BMO1	PMCHQ00001839	\$335.95
EFT0008275	26070	GRAPHICS FACTORY	1/19/2023	BMO1	PMCHQ00001861	\$744.75
151953	37255	GREAT WEST EQUIPMENT	12/20/2022	BMO1	PMCHQ00001846	\$449.68
EFT0007937	205009	GREGG DISTRIBUTORS (BC) LTD	11/2/2022	BMO1	PMCHQ00001820	\$1,827.62
EFT0007979	205009	GREGG DISTRIBUTORS (BC) LTD	11/10/2022	BMO1	PMCHQ00001826	\$1,061.91
EFT0008007	205009	GREGG DISTRIBUTORS (BC) LTD	11/17/2022	BMO1	PMCHQ00001829	\$285.52
EFT0008067	205009	GREGG DISTRIBUTORS (BC) LTD	11/30/2022	BMO1	PMCHQ00001835	\$2,062.91
EFT0008111	205009	GREGG DISTRIBUTORS (BC) LTD	12/8/2022	BMO1	PMCHQ00001839	\$244.86
EFT0008174	205009	GREGG DISTRIBUTORS (BC) LTD	12/20/2022	BMO1	PMCHQ00001845	\$1,294.46
EFT0008276	205009	GREGG DISTRIBUTORS (BC) LTD	1/19/2023	BMO1	PMCHQ00001861	\$2,184.38
151857	206894	GROSJEAN, STEVEN	12/7/2022	BMO1	PMCHQ00001838	\$200.00
151890	206896	GUENTHER, DENNINE	12/8/2022	BMO1	PMCHQ00001840	\$85.05
EFT0008226	203117	GUILLEVIN INTERNATIONAL CO	1/12/2023	BMO1	PMCHQ00001853	\$657.86
151698	206881	GUTHRIE, JENNI	11/10/2022	BMO1	PMCHQ00001827	\$94.50
152125	206881	GUTHRIE, JENNI	1/25/2023	BMO1	PMCHQ00001863	\$60.90
151773	206884	GYORI, JULIA	11/22/2022	BMO1	PMCHQ00001832	\$383.25
151699	202352	HABITAT SYSTEMS INC	11/10/2022	BMO1	PMCHQ00001827	\$1,253.28
EFT0008277	27009	HACH SALES & SERVICE CANADA	1/19/2023	BMO1	PMCHQ00001861	\$6,526.24
151643	205790	HAGGARD, DEBBIE	11/2/2022	BMO1	PMCHQ00001821	\$756.60
151756	206883	HANSON,RANDI	11/17/2022	BMO1	PMCHQ00001830	\$98.70
151954	27366	HARBOURVIEW COLLISION LTD	12/20/2022	BMO1	PMCHQ00001846	\$394.87
152013	27371	HARDING, SHELLEY	1/5/2023	BMO1	PMCHQ00001852	\$85.49
151700	206575	HAS PAINTING	11/10/2022	BMO1	PMCHQ00001827	\$16,769.34
151891	206575	HAS PAINTING	12/8/2022	BMO1	PMCHQ00001840	\$30,477.99
EFT0008112	27850	HAYLOCK BROS PAVING LTD	12/8/2022	BMO1	PMCHQ00001839	\$8,479.58
EFT0008175	27850	HAYLOCK BROS PAVING LTD	12/20/2022	BMO1	PMCHQ00001845	\$1,787.52
EFT0008278	27850	HAYLOCK BROS PAVING LTD	1/19/2023	BMO1	PMCHQ00001861	\$3,559.42
152126	206178	HERITAGE SERVICE CANADA	1/25/2023	BMO1	PMCHQ00001863	\$304.60
EFT0007938	204004	HEROLD ENGINEERING LIMITED	11/2/2022	BMO1	PMCHQ00001820	\$1,530.43
EFT0008176	28223	HI-PRO SPORTING GOODS	12/20/2022	BMO1	PMCHQ00001845	\$1,054.75

* Voided Cheques

Cheque Number	Vendor ID	Vendor Cheque Name	Cheque Date	Chequebook ID	Audit Trail Code	Amount
EFT0008013	201898	HOOPER, DAVID	11/22/2022	BMO1	PMCHQ00001831	\$141.75
EFT0008211	201898	HOOPER, DAVID	1/5/2023	BMO1	PMCHQ00001851	\$192.00
152046	29050	HUB CITY PAVING LTD	1/12/2023	BMO1	PMCHQ00001854	\$55,569.77
151994	30661	I C B C -Insurance Corporation	12/21/2022	BMO1	PMCHQ00001849	\$70,007.00
151995	30661	I C B C -Insurance Corporation	12/21/2022	BMO1	PMCHQ00001850	\$30.00
151774	205976	ICONIX WATER WORKS LP	11/22/2022	BMO1	PMCHQ00001832	\$2,643.06
151757	206665	IMPERIAL DADE CANADA INC	11/17/2022	BMO1	PMCHQ00001830	\$1,036.76
151834	206665	IMPERIAL DADE CANADA INC	11/30/2022	BMO1	PMCHQ00001836	\$888.61
152085	206665	IMPERIAL DADE CANADA INC	1/19/2023	BMO1	PMCHQ00001862	\$903.17
EFT0008080	206732	INDUSTRA CONSTRUCTION CORP	12/7/2022	BMO1	PMCHQ00001837	\$1,583,139.83
EFT0008308	206732	INDUSTRA CONSTRUCTION CORP	1/25/2023	BMO1	PMCHQ00001866	\$202,487.09
EFT0008212	202319	INDUSTRIAL ALLIANCE INSURANCE	1/5/2023	BMO1	PMCHQ00001851	\$1,491.89
EFT0008008	30194	INLAND KENWORTH/PARKER PACIFIC	11/17/2022	BMO1	PMCHQ00001829	\$378.56
EFT0008279	30194	INLAND KENWORTH/PARKER PACIFIC	1/19/2023	BMO1	PMCHQ00001861	\$640.80
EFT0008280	204120	IRIDIA MEDICAL	1/19/2023	BMO1	PMCHQ00001861	\$525.00
151809	55523	IRWIN AIR LTD	11/23/2022	BMO1	PMCHQ00001834	\$598.90
151810	31495	ISLAND FIRE PROTECTION LTD.	11/23/2022	BMO1	PMCHQ00001834	\$753.48
152086	31495	ISLAND FIRE PROTECTION LTD.	1/19/2023	BMO1	PMCHQ00001862	\$229.64
EFT0008044	31750	ISLAND OVERHEAD DOOR 1979 LTD	11/23/2022	BMO1	PMCHQ00001833	\$225.97
EFT0008081	31750	ISLAND OVERHEAD DOOR 1979 LTD	12/7/2022	BMO1	PMCHQ00001837	\$564.38
151892	202952	ISLAND TIME BOAT TOPS	12/8/2022	BMO1	PMCHQ00001840	\$683.20
151701	205128	ITBLUEPRINT	11/10/2022	BMO1	PMCHQ00001827	\$16,038.75
EFT0008177	205128	ITBLUEPRINT	12/20/2022	BMO1	PMCHQ00001845	\$3,259.38
EFT0008213	205128	ITBLUEPRINT	1/5/2023	BMO1	PMCHQ00001851	\$19,387.15
EFT0008227	205128	ITBLUEPRINT	1/12/2023	BMO1	PMCHQ00001853	\$1,338.75
EFT0007948	205963	ITEL NETWORKS INC	11/9/2022	BMO1	PMCHQ00001822	\$4,410.56
EFT0008214	205963	ITEL NETWORKS INC	1/5/2023	BMO1	PMCHQ00001851	\$4,410.56
EFT0008281	205963	ITEL NETWORKS INC	1/19/2023	BMO1	PMCHQ00001861	\$4,498.77
152087	205521	IVEZICH, KIM	1/19/2023	BMO1	PMCHQ00001862	\$22.28
152014	203353	JACK, AL	1/5/2023	BMO1	PMCHQ00001852	\$100.00
EFT0007980	32270	JACK'S TIRE SALES & SERVICES L	11/10/2022	BMO1	PMCHQ00001826	\$11,989.60
EFT0008282	32270	JACK'S TIRE SALES & SERVICES L	1/19/2023	BMO1	PMCHQ00001861	\$5,637.98
EFT0007981	32400	JAL DESIGNS AND GRAPHICS INC	11/10/2022	BMO1	PMCHQ00001826	\$253.12
EFT0008045	32400	JAL DESIGNS AND GRAPHICS INC	11/23/2022	BMO1	PMCHQ00001833	\$1,605.41
EFT0008309	32400	JAL DESIGNS AND GRAPHICS INC	1/25/2023	BMO1	PMCHQ00001866	\$645.12
151925	206905	JIM PATTISON DEVELOPMENTS LTD	12/14/2022	BMO1	PMCHQ00001844	\$15,629.21
151858	204996	JOHNSON, ED	12/7/2022	BMO1	PMCHQ00001838	\$1,456.54
152088	202219	JOSEPH, MARVIN	1/19/2023	BMO1	PMCHQ00001862	\$10.45
EFT0008178	33496	JUST RITE PRECISION SHARPENING	12/20/2022	BMO1	PMCHQ00001845	\$98.56
EFT0007982	33777	KENDRICK EQUIPMENT 2003 LTD.	11/10/2022	BMO1	PMCHQ00001826	\$210.56
EFT0008046	34000	KGC FIRE RESCUE INC.	11/23/2022	BMO1	PMCHQ00001833	\$4,368.00
EFT0008179	204813	KILPATRICK TESTING	12/20/2022	BMO1	PMCHQ00001845	\$525.00
152127	206923	KINSMEN CLUB OF PORT ALBERNI	1/25/2023	BMO1	PMCHQ00001863	\$243.18
151702	203777	KLITSA DOORS (2012) LTD	11/10/2022	BMO1	PMCHQ00001827	\$4,166.28
151811	203777	KLITSA DOORS (2012) LTD	11/23/2022	BMO1	PMCHQ00001834	\$233.73
152089	203777	KLITSA DOORS (2012) LTD	1/19/2023	BMO1	PMCHQ00001862	\$3,390.45
EFT0008047	34215	KOERS & ASSOCIATES ENGINEERING	11/23/2022	BMO1	PMCHQ00001833	\$34,429.72
EFT0008136	34215	KOERS & ASSOCIATES ENGINEERING	12/14/2022	BMO1	PMCHQ00001843	\$6,133.93
EFT0008180	34215	KOERS & ASSOCIATES ENGINEERING	12/20/2022	BMO1	PMCHQ00001845	\$49,626.95
EFT0008310	34215	KOERS & ASSOCIATES ENGINEERING	1/25/2023	BMO1	PMCHQ00001866	\$26,665.27
151775	204060	KUU-US CRISIS LINE SOCIETY	11/22/2022	BMO1	PMCHQ00001832	\$88,809.00
152128	204060	KUU-US CRISIS LINE SOCIETY	1/25/2023	BMO1	PMCHQ00001863	\$3,000.00
152129	34360	KWIK AS AIR	1/25/2023	BMO1	PMCHQ00001863	\$31.71
EFT0007983	34420	L B WOODCHOPPERS LTD	11/10/2022	BMO1	PMCHQ00001826	\$3,332.08
EFT0008113	34420	L B WOODCHOPPERS LTD	12/8/2022	BMO1	PMCHQ00001839	\$3,461.73
EFT0008181	34420	L B WOODCHOPPERS LTD	12/20/2022	BMO1	PMCHQ00001845	\$7.82
EFT0008283	34420	L B WOODCHOPPERS LTD	1/19/2023	BMO1	PMCHQ00001861	\$1,127.04
EFT0008228	206907	L42 SOLUTIONS	1/12/2023	BMO1	PMCHQ00001853	\$291.38
152047	36878	LAFARGE ASPHALT TECHNOLOGIES	1/12/2023	BMO1	PMCHQ00001854	\$15,681.85
152130	204413	LAFRENTZ ROAD MARKING	1/25/2023	BMO1	PMCHQ00001863	\$27,078.35
152131	206920	LAMBERT, LEONARD	1/25/2023	BMO1	PMCHQ00001863	\$77.16
151776	201063	LAND, JOHN	11/22/2022	BMO1	PMCHQ00001832	\$275.75
151703	34615	LANDMARK CINEMAS	11/10/2022	BMO1	PMCHQ00001827	\$551.25
152015	205088	LANDSVIK, ERIK	1/5/2023	BMO1	PMCHQ00001852	\$137.94
151704	206875	LANSON'S DRYWALL SYSTEMS	11/10/2022	BMO1	PMCHQ00001827	\$23,625.00

* Voided Cheques

Cheque Number	Vendor ID	Vendor Cheque Name	Cheque Date	Chequebook ID	Audit Trail Code	Amount
152132	206875	LANSON'S DRYWALL SYSTEMS	1/25/2023	BMO1	PMCHQ00001863	\$13,696.72
151955	34695	LASLO, ALBERT	12/20/2022	BMO1	PMCHQ00001846	\$530.00
151835	206891	LAW, STEPHEN	11/30/2022	BMO1	PMCHQ00001836	\$254.70
151956	206698	LCM SECURITY INC	12/20/2022	BMO1	PMCHQ00001846	\$15,197.29
151644	206548	LENNOX, MATT	11/2/2022	BMO1	PMCHQ00001821	\$66.70
151661	206078	LEVELFILM	11/9/2022	BMO1	PMCHQ00001823	\$739.20
EFT0008009	35105	LEWKOWICH ENGINEERING ASSOCIAT	11/17/2022	BMO1	PMCHQ00001829	\$693.00
EFT0008114	35105	LEWKOWICH ENGINEERING ASSOCIAT	12/8/2022	BMO1	PMCHQ00001839	\$2,277.45
EFT0008182	35105	LEWKOWICH ENGINEERING ASSOCIAT	12/20/2022	BMO1	PMCHQ00001845	\$644.65
151758	204725	LEYENAAR, CURTIS	11/17/2022	BMO1	PMCHQ00001830	\$18.00
151893	206897	LIAO, VIOLET	12/8/2022	BMO1	PMCHQ00001840	\$192.00
EFT0008048	204710	LIDSTONE & COMPANY - IN TRUST	11/23/2022	BMO1	PMCHQ00001833	\$1,371.45
EFT0008183	204710	LIDSTONE & COMPANY - IN TRUST	12/20/2022	BMO1	PMCHQ00001845	\$3,302.90
EFT0007984	35132	LIFESAVING SOCIETY	11/10/2022	BMO1	PMCHQ00001826	\$3,883.22
EFT0008115	35132	LIFESAVING SOCIETY	12/8/2022	BMO1	PMCHQ00001839	\$198.00
EFT0007985	46595	LINDE CANADA INC	11/10/2022	BMO1	PMCHQ00001826	\$109.49
EFT0008116	46595	LINDE CANADA INC	12/8/2022	BMO1	PMCHQ00001839	\$89.57
EFT0008184	46595	LINDE CANADA INC	12/20/2022	BMO1	PMCHQ00001845	\$99.57
EFT0008284	46595	LINDE CANADA INC	1/19/2023	BMO1	PMCHQ00001861	\$112.90
151777	204667	LLOYD, BYRON	11/22/2022	BMO1	PMCHQ00001832	\$431.66
EFT0008117	35260	LOMBARD PRE-CAST LIMITED PARTN	12/8/2022	BMO1	PMCHQ00001839	\$3,712.80
EFT0007949	205767	LONG VIEW SYSTEMS CORPORATION	11/9/2022	BMO1	PMCHQ00001822	\$223.02
EFT0008068	205767	LONG VIEW SYSTEMS CORPORATION	11/30/2022	BMO1	PMCHQ00001835	\$7,287.22
EFT0008215	205767	LONG VIEW SYSTEMS CORPORATION	1/5/2023	BMO1	PMCHQ00001851	\$4,775.56
EFT0008229	205767	LONG VIEW SYSTEMS CORPORATION	1/12/2023	BMO1	PMCHQ00001853	\$4,153.82
151705	203600	LOOMIS EXPRESS	11/10/2022	BMO1	PMCHQ00001827	\$54.90
151957	203600	LOOMIS EXPRESS	12/20/2022	BMO1	PMCHQ00001846	\$49.74
EFT0008185	202355	LORDCO PARTS LTD	12/20/2022	BMO1	PMCHQ00001845	\$99.91
EFT0007950	206804	LUNDGREN, DIANNA-LYNN	11/9/2022	BMO1	PMCHQ00001822	\$1,622.40
151706	36895	M & D AUTO PARTS LTD	11/10/2022	BMO1	PMCHQ00001827	\$233.57
151707	36890	M B LABORATORIES LTD	11/10/2022	BMO1	PMCHQ00001827	\$550.29
151894	36890	M B LABORATORIES LTD	12/8/2022	BMO1	PMCHQ00001840	\$676.27
151958	36890	M B LABORATORIES LTD	12/20/2022	BMO1	PMCHQ00001846	\$3,925.27
152090	36890	M B LABORATORIES LTD	1/19/2023	BMO1	PMCHQ00001862	\$1,647.51
151895	206889	M2 GREEN MECHANICAL LTD	12/8/2022	BMO1	PMCHQ00001840	\$21,416.53
151926	206889	M2 GREEN MECHANICAL LTD	12/14/2022	BMO1	PMCHQ00001844	\$64,249.60
151959	206890	MAKON PROJECTS	12/20/2022	BMO1	PMCHQ00001846	\$12,155.48
151708	203696	MARATHON SURFACES INC	11/10/2022	BMO1	PMCHQ00001827	\$3,969.00
152016	37463	MASTER MUNICIPAL CONSTRUCTION	1/5/2023	BMO1	PMCHQ00001852	\$652.58
151896	204398	MAUKE, MAUKE	12/8/2022	BMO1	PMCHQ00001840	\$52.25
152017	203384	MAY, COLLEEN	1/5/2023	BMO1	PMCHQ00001852	\$51.47
EFT0008285	203605	MCCONNELL, ROBYN	1/19/2023	BMO1	PMCHQ00001861	\$15.40
151778	206887	MCDONALD, DANESE V	11/22/2022	BMO1	PMCHQ00001832	\$140.00
151779	202948	MCGIFFORD, ANDREW	11/22/2022	BMO1	PMCHQ00001832	\$400.00
EFT0007986	35900	MCGILL & ASSOCIATES	11/10/2022	BMO1	PMCHQ00001826	\$2,023.14
EFT0008118	35900	MCGILL & ASSOCIATES	12/8/2022	BMO1	PMCHQ00001839	\$766.66
EFT0008311	35900	MCGILL & ASSOCIATES	1/25/2023	BMO1	PMCHQ00001866	\$767.82
151709	206882	MCGUIRE, BILL	11/10/2022	BMO1	PMCHQ00001827	\$172.80
EFT0007987	36260	MCLEAN & HIGGINS LTD	11/10/2022	BMO1	PMCHQ00001826	\$263.90
EFT0008119	36260	MCLEAN & HIGGINS LTD	12/8/2022	BMO1	PMCHQ00001839	\$767.27
EFT0008186	36260	MCLEAN & HIGGINS LTD	12/20/2022	BMO1	PMCHQ00001845	\$1,574.88
EFT0008286	36260	MCLEAN & HIGGINS LTD	1/19/2023	BMO1	PMCHQ00001861	\$470.90
EFT0007951	206454	MCM FACILITATION & TRAINING	11/9/2022	BMO1	PMCHQ00001822	\$1,252.33
EFT0008014	206454	MCM FACILITATION & TRAINING	11/22/2022	BMO1	PMCHQ00001831	\$892.50
EFT0008137	206454	MCM FACILITATION & TRAINING	12/14/2022	BMO1	PMCHQ00001843	\$1,312.50
EFT0008187	206454	MCM FACILITATION & TRAINING	12/20/2022	BMO1	PMCHQ00001845	\$2,000.00
EFT0008216	206454	MCM FACILITATION & TRAINING	1/5/2023	BMO1	PMCHQ00001851	\$1,312.50
EFT0008235	206454	MCM FACILITATION & TRAINING	1/13/2023	BMO1	PMCHQ00001856	\$735.00
151780	205930	MCNAUGHT, KIARA	11/22/2022	BMO1	PMCHQ00001832	\$36.95
151645	204151	MEQUIPCO LTD	11/2/2022	BMO1	PMCHQ00001821	\$567.38
152054	206468	MERK, RON	1/12/2023	BMO1	PMCHQ00001855	\$2,000.00
151960	206624	METERCOR INC	12/20/2022	BMO1	PMCHQ00001846	\$77,602.01
151646	204502	MINIONS, SHARIE	11/2/2022	BMO1	PMCHQ00001821	\$228.00
151662	206834	MINISTER OF FINANCE	11/9/2022	BMO1	PMCHQ00001823	\$711.87
151812	206834	MINISTER OF FINANCE	11/23/2022	BMO1	PMCHQ00001834	\$605.13

* Voided Cheques

Cheque Number	Vendor ID	Vendor Cheque Name	Cheque Date	Chequebook ID	Audit Trail Code	Amount
151991	206834	MINISTER OF FINANCE	12/21/2022	BMO1	PMCHQ00001847	\$1,292.55
152133	38860	MINISTER OF FINANCE	1/25/2023	BMO1	PMCHQ00001863	\$2,567.31
151647	38560	MINISTER OF FINANCE - Product	11/2/2022	BMO1	PMCHQ00001821	\$307.10
151710	38560	MINISTER OF FINANCE - Product	11/10/2022	BMO1	PMCHQ00001827	\$285.38
151897	38560	MINISTER OF FINANCE - Product	12/8/2022	BMO1	PMCHQ00001840	\$545.58
151961	38560	MINISTER OF FINANCE - Product	12/20/2022	BMO1	PMCHQ00001846	\$103.85
152018	206910	MINISTRY OF SOCIAL DEVELOPMENT	1/5/2023	BMO1	PMCHQ00001852	\$119.39
151962	203779	MITCHELL 1	12/20/2022	BMO1	PMCHQ00001846	\$5,359.87
EFT0007988	206607	MKM PROJECTS LTD	11/10/2022	BMO1	PMCHQ00001826	\$55,793.57
EFT0008120	206607	MKM PROJECTS LTD	12/8/2022	BMO1	PMCHQ00001839	\$77,712.47
EFT0008236	206607	MKM PROJECTS LTD	1/16/2023	BMO1	PMCHQ00001858	\$129,738.79
151711	205975	MNP LLP	11/10/2022	BMO1	PMCHQ00001827	\$15,252.30
151860	206895	MOSES, ELGAN	12/7/2022	BMO1	PMCHQ00001838	\$360.40
151898	206590	MUIR ENGINEERING LTD	12/8/2022	BMO1	PMCHQ00001840	\$1,876.88
152134	206401	MUNICIPAL INSURANCE ASSOC OF B	1/25/2023	BMO1	PMCHQ00001863	\$171,452.00
151836	206559	MURPHY SPORTS FISHING	11/30/2022	BMO1	PMCHQ00001836	\$2,310.00
151899	206559	MURPHY SPORTS FISHING	12/8/2022	BMO1	PMCHQ00001840	\$1,155.00
151963	206559	MURPHY SPORTS FISHING	12/20/2022	BMO1	PMCHQ00001846	\$577.50
EFT0008082	203674	MYRA SYSTEMS CORP	12/7/2022	BMO1	PMCHQ00001837	\$496.13
EFT0008217	203674	MYRA SYSTEMS CORP	1/5/2023	BMO1	PMCHQ00001851	\$2,179.41
EFT0008230	203674	MYRA SYSTEMS CORP	1/12/2023	BMO1	PMCHQ00001853	\$4,394.25
152019	41030	NADIG, HERB	1/5/2023	BMO1	PMCHQ00001852	\$600.00
151964	205536	NANAIMO MITSUBISHI	12/20/2022	BMO1	PMCHQ00001846	\$792.94
151861	206684	NATIONAL COLLECTIVE BARGAINING	12/7/2022	BMO1	PMCHQ00001838	\$32,683.46
151813	206519	NCS FLUID SYSTEMS	11/23/2022	BMO1	PMCHQ00001834	\$21,094.97
152091	41801	ND GRAPHICS	1/19/2023	BMO1	PMCHQ00001862	\$3,869.99
151648	206430	NEEDHAM, AMY	11/2/2022	BMO1	PMCHQ00001821	\$120.00
151712	206394	NEIGHBOURHOOD WELCOME PROGRAM	11/10/2022	BMO1	PMCHQ00001827	\$92.40
151900	206394	NEIGHBOURHOOD WELCOME PROGRAM	12/8/2022	BMO1	PMCHQ00001840	\$98.18
152135	206921	NEWMAN, NOLA L	1/25/2023	BMO1	PMCHQ00001863	\$3,999.00
152020	204611	NEXGEN HEARING INDUSTRIAL	1/5/2023	BMO1	PMCHQ00001852	\$1,102.50
151814	206641	NIKKEI NATIONAL MUSEUM & CULTU	11/23/2022	BMO1	PMCHQ00001834	\$3,843.78
151965	206641	NIKKEI NATIONAL MUSEUM & CULTU	12/20/2022	BMO1	PMCHQ00001846	\$1,774.50
151713	206241	NOMAD TREE SERVICE	11/10/2022	BMO1	PMCHQ00001827	\$6,418.13
151966	206241	NOMAD TREE SERVICE	12/20/2022	BMO1	PMCHQ00001846	\$8,452.50
151916	206901	NOPPER, ROGER	12/8/2022	BMO1	PMCHQ00001841	\$5,918.83
151663	290067	NORTH ISLAND TRACTOR	11/9/2022	BMO1	PMCHQ00001823	\$1,446.11
EFT0008049	204527	NUTRIEN AG SOLUTIONS INC	11/23/2022	BMO1	PMCHQ00001833	\$2,124.91
EFT0008188	204527	NUTRIEN AG SOLUTIONS INC	12/20/2022	BMO1	PMCHQ00001845	\$14,766.16
EFT0007989	27010	NUU-CHAH-NULTH TRIBAL COUNCIL	11/10/2022	BMO1	PMCHQ00001826	\$400.00
152021	205857	OCEANSIDE SALES & PACKAGING	1/5/2023	BMO1	PMCHQ00001852	\$153.79
151714	205026	OFFROAD DIESEL	11/10/2022	BMO1	PMCHQ00001827	\$431.20
EFT0007990	43309	OPERATORS TRAINING SCHOOL	11/10/2022	BMO1	PMCHQ00001826	\$6,416.72
EFT0008121	43309	OPERATORS TRAINING SCHOOL	12/8/2022	BMO1	PMCHQ00001839	\$636.39
EFT0008239	204256	ORCA HEALTH & SAFETY	1/18/2023	BMO1	PMCHQ00001859	\$3,192.00
EFT0008050	204164	ORKIN CANADA	11/23/2022	BMO1	PMCHQ00001833	\$205.22
EFT0008189	204164	ORKIN CANADA	12/20/2022	BMO1	PMCHQ00001845	\$205.22
151837	206638	OSBORNE, DAVE	11/30/2022	BMO1	PMCHQ00001836	\$413.57
151862	206638	OSBORNE, DAVE	12/7/2022	BMO1	PMCHQ00001838	\$177.65
151967	206638	OSBORNE, DAVE	12/20/2022	BMO1	PMCHQ00001846	\$8.25
152022	206638	OSBORNE, DAVE	1/5/2023	BMO1	PMCHQ00001852	\$71.05
152136	206638	OSBORNE, DAVE	1/25/2023	BMO1	PMCHQ00001863	\$34.10
151815	206669	OSPREY ELECTRIC LTD	11/23/2022	BMO1	PMCHQ00001834	\$15,545.25
EFT0008122	206669	OSPREY ELECTRIC LTD	12/8/2022	BMO1	PMCHQ00001839	\$11,902.28
EFT0008190	206669	OSPREY ELECTRIC LTD	12/20/2022	BMO1	PMCHQ00001845	\$3,591.00
151649	205822	OWENS, MIKE	11/2/2022	BMO1	PMCHQ00001821	\$431.80
152137	43435	P & R WESTERN STAR TRUCKS	1/25/2023	BMO1	PMCHQ00001863	\$222,618.33
152138	45881	P A ORCHESTRA & CHORUS SOCIETY	1/25/2023	BMO1	PMCHQ00001863	\$157.83
152139	201273	P.A. ASSOCIATION FOR COMMUNITY	1/25/2023	BMO1	PMCHQ00001863	\$816.00
151716	206878	PACIFIC BIOVENTURES INC	11/10/2022	BMO1	PMCHQ00001827	\$372.87
151901	206057	PACIFIC RIM LAND SURVEYING LTD	12/8/2022	BMO1	PMCHQ00001840	\$3,150.00
151992	204159	PAGE ONE PUBLISHING INC	12/21/2022	BMO1	PMCHQ00001847	\$3,517.50
151717	43960	PANAGO	11/10/2022	BMO1	PMCHQ00001827	\$438.90
152092	43960	PANAGO	1/19/2023	BMO1	PMCHQ00001862	\$157.50
151838	44520	PARKS & RECREATION PETTY CASH	11/30/2022	BMO1	PMCHQ00001836	\$79.70

* Voided Cheques

Cheque Number	Vendor ID	Vendor Cheque Name	Cheque Date	Chequebook ID	Audit Trail Code	Amount
151863	44520	PARKS & RECREATION PETTY CASH	12/7/2022	BMO1	PMCHQ00001838	\$10.05
151781	204623	PATTERSON, WES	11/22/2022	BMO1	PMCHQ00001832	\$1,044.56
151664	204743	PAUL DAVIS CENTRAL VANCOUVER I	11/9/2022	BMO1	PMCHQ00001823	\$2,565.54
151968	204743	PAUL DAVIS CENTRAL VANCOUVER I	12/20/2022	BMO1	PMCHQ00001846	\$1,584.21
151969	200049	PEAK LANDSCAPING	12/20/2022	BMO1	PMCHQ00001846	\$3,749.55
151718	44660	PEARSON TIRE LTD	11/10/2022	BMO1	PMCHQ00001827	\$1,895.29
152140	44660	PEARSON TIRE LTD	1/25/2023	BMO1	PMCHQ00001863	\$316.09
EFT0008083	203043	PELECH, JEFF	12/7/2022	BMO1	PMCHQ00001837	\$183.81
EFT0008138	203043	PELECH, JEFF	12/14/2022	BMO1	PMCHQ00001843	\$460.88
151902	204837	PETERBILT PACIFIC INC	12/8/2022	BMO1	PMCHQ00001840	\$1,340.10
151970	204837	PETERBILT PACIFIC INC	12/20/2022	BMO1	PMCHQ00001846	\$465.41
151719	206266	PHI ARCHITECTURE INC	11/10/2022	BMO1	PMCHQ00001827	\$1,862.44
151927	206906	PINTO, HOLLY	12/14/2022	BMO1	PMCHQ00001844	\$853.92
152023	27354	PIZZA FACTORY	1/5/2023	BMO1	PMCHQ00001852	\$1,062.44
151839	205891	POON, HELEN	11/30/2022	BMO1	PMCHQ00001836	\$603.30
EFT0007939	45725	PORT ALBERNI CIVIC MANAGERS AS	11/2/2022	BMO1	PMCHQ00001820	\$320.00
EFT0008051	45725	PORT ALBERNI CIVIC MANAGERS AS	11/23/2022	BMO1	PMCHQ00001833	\$330.00
EFT0008191	45725	PORT ALBERNI CIVIC MANAGERS AS	12/20/2022	BMO1	PMCHQ00001845	\$340.00
EFT0008287	45725	PORT ALBERNI CIVIC MANAGERS AS	1/19/2023	BMO1	PMCHQ00001861	\$500.00
152141	206924	PORT ALBERNI COMMUNITY ACTION	1/25/2023	BMO1	PMCHQ00001863	\$1,650.00
EFT0007952	45800	PORT ALBERNI FIRE FIGHTERS ASS	11/9/2022	BMO1	PMCHQ00001822	\$5,656.00
EFT0008069	45800	PORT ALBERNI FIRE FIGHTERS ASS	11/30/2022	BMO1	PMCHQ00001835	\$5,527.00
EFT0008231	45800	PORT ALBERNI FIRE FIGHTERS ASS	1/12/2023	BMO1	PMCHQ00001853	\$5,398.00
EFT0007953	45995	PORT ALBERNI ONLINE	11/9/2022	BMO1	PMCHQ00001822	\$787.50
EFT0008070	45995	PORT ALBERNI ONLINE	11/30/2022	BMO1	PMCHQ00001835	\$787.50
EFT0008218	45995	PORT ALBERNI ONLINE	1/5/2023	BMO1	PMCHQ00001851	\$787.50
EFT0008312	45995	PORT ALBERNI ONLINE	1/25/2023	BMO1	PMCHQ00001866	\$787.50
152048	205141	PORT ALBERNI PHYSIOTHERAPY CLI	1/12/2023	BMO1	PMCHQ00001854	\$30.00
151840	45850	PORT ALBERNI PORT AUTHORITY	11/30/2022	BMO1	PMCHQ00001836	\$107,842.14
152142	204235	PORT ALBERNI SHELTER SOCIETY	1/25/2023	BMO1	PMCHQ00001863	\$3,700.00
152143	202257	PORT ALBERNI TOY RUN ASSOC	1/25/2023	BMO1	PMCHQ00001863	\$2,550.00
151971	46290	PORT BOAT HOUSE LTD	12/20/2022	BMO1	PMCHQ00001846	\$240.43
152024	46530	PORTTILA, LINDA	1/5/2023	BMO1	PMCHQ00001852	\$600.00
EFT0008015	46530	PORTTILA, LINDA	11/22/2022	BMO1	PMCHQ00001831	\$964.89
EFT0008084	46530	PORTTILA, LINDA	12/7/2022	BMO1	PMCHQ00001837	\$77.28
EFT0008139	46530	PORTTILA, LINDA	12/14/2022	BMO1	PMCHQ00001843	\$62.70
EFT0008192	46530	PORTTILA, LINDA	12/20/2022	BMO1	PMCHQ00001845	\$158.97
EFT0008219	46530	PORTTILA, LINDA	1/5/2023	BMO1	PMCHQ00001851	\$149.82
EFT0008232	46530	PORTTILA, LINDA	1/12/2023	BMO1	PMCHQ00001853	\$154.56
151720	18301	PREMIER PACIFIC SEEDS LTD	11/10/2022	BMO1	PMCHQ00001827	\$672.51
151782	18301	PREMIER PACIFIC SEEDS LTD	11/22/2022	BMO1	PMCHQ00001832	\$2,144.77
EFT0008052	206469	PRISM LAND SURVEYING LTD	11/23/2022	BMO1	PMCHQ00001833	\$698.25
EFT0008123	206469	PRISM LAND SURVEYING LTD	12/8/2022	BMO1	PMCHQ00001839	\$819.00
EFT0008288	206469	PRISM LAND SURVEYING LTD	1/19/2023	BMO1	PMCHQ00001861	\$798.01
EFT0007954	46686	PROFIRE EMERGENCY EQUIPMENT IN	11/9/2022	BMO1	PMCHQ00001822	\$2,851.11
EFT0008071	46686	PROFIRE EMERGENCY EQUIPMENT IN	11/30/2022	BMO1	PMCHQ00001835	\$581.88
151972	206902	Provincial Fire and Safety Tra	12/20/2022	BMO1	PMCHQ00001846	\$7,155.75
151721	204823	PSI WATER TECHNOLOGIES	11/10/2022	BMO1	PMCHQ00001827	\$3,488.90
152025	204823	PSI WATER TECHNOLOGIES	1/5/2023	BMO1	PMCHQ00001852	\$1,008.35
151864	206077	PULVER CRAWFORD MUNROE LLP	12/7/2022	BMO1	PMCHQ00001838	\$1,059.52
152026	206077	PULVER CRAWFORD MUNROE LLP	1/5/2023	BMO1	PMCHQ00001852	\$1,252.16
151722	206389	PWL PARTNERSHIP LANDSCAPE ARCH	11/10/2022	BMO1	PMCHQ00001827	\$31,929.40
151816	206389	PWL PARTNERSHIP LANDSCAPE ARCH	11/23/2022	BMO1	PMCHQ00001834	\$9,744.00
EFT0007991	201071	QUADIEN	11/10/2022	BMO1	PMCHQ00001826	\$267.63
EFT0008072	201071	QUADIEN	11/30/2022	BMO1	PMCHQ00001835	\$3,609.36
EFT0008233	201071	QUADIEN	1/12/2023	BMO1	PMCHQ00001853	\$704.90
EFT0007955	47333	QUALITY FOODS	11/9/2022	BMO1	PMCHQ00001822	\$84.13
EFT0007992	47333	QUALITY FOODS	11/10/2022	BMO1	PMCHQ00001826	\$44.33
EFT0008124	47333	QUALITY FOODS	12/8/2022	BMO1	PMCHQ00001839	\$848.29
EFT0008193	47333	QUALITY FOODS	12/20/2022	BMO1	PMCHQ00001845	\$71.09
EFT0008313	47333	QUALITY FOODS	1/25/2023	BMO1	PMCHQ00001866	\$2,020.44
151723	47380	QUICKSCRIBE SERVICES LTD	11/10/2022	BMO1	PMCHQ00001827	\$295.68
151817	47749	RAINBOW LANES	11/23/2022	BMO1	PMCHQ00001834	\$1,370.25
EFT0007956	49929	RANDS, BRIAN	11/9/2022	BMO1	PMCHQ00001822	\$660.00
EFT0007993	47950	RAYNER BRACHT CONSTRUCTION	11/10/2022	BMO1	PMCHQ00001826	\$37,494.22

* Voided Cheques

Cheque Number	Vendor ID	Vendor Cheque Name	Cheque Date	Chequebook ID	Audit Trail Code	Amount
EFT0008240	48370	RECEIVER GENERAL FOR CANADA -	1/18/2023	BMO1	PMCHQ00001859	\$1,771,987.95
151665	200900	RECEIVER GENERAL FOR CANADA -	11/9/2022	BMO1	PMCHQ00001823	\$150.00
151928	200900	RECEIVER GENERAL FOR CANADA -	12/14/2022	BMO1	PMCHQ00001844	\$275.00
151650	203624	REED, DEIDRE	11/2/2022	BMO1	PMCHQ00001821	\$41.44
EFT0008016	49140	REGIONAL DISTRICT OF ALBERNI C	11/22/2022	BMO1	PMCHQ00001831	\$80,178.57
EFT0008194	49140	REGIONAL DISTRICT OF ALBERNI C	12/20/2022	BMO1	PMCHQ00001845	\$41,522.50
151818	206838	RELIANCE FOUNDRY	11/23/2022	BMO1	PMCHQ00001834	\$25,510.10
151724	206874	RG PORTFOLIO SERVICES INC	11/10/2022	BMO1	PMCHQ00001827	\$26,250.00
152093	206874	RG PORTFOLIO SERVICES INC	1/19/2023	BMO1	PMCHQ00001862	\$13,125.00
151903	205040	RICHMOND ELEVATOR	12/8/2022	BMO1	PMCHQ00001840	\$328.65
151973	202899	RICK DENIS AUTOMOTIVE	12/20/2022	BMO1	PMCHQ00001846	\$2,028.13
151666	203689	RICOH CANADA	11/9/2022	BMO1	PMCHQ00001823	\$3,078.19
151841	203689	RICOH CANADA	11/30/2022	BMO1	PMCHQ00001836	\$1,124.22
151725	206870	ROBINSON, JENNIFER CLAIRE	11/10/2022	BMO1	PMCHQ00001827	\$3,500.00
EFT0008085	50199	ROCKY MOUNTAIN PHOENIX	12/7/2022	BMO1	PMCHQ00001837	\$468.30
EFT0008289	50199	ROCKY MOUNTAIN PHOENIX	1/19/2023	BMO1	PMCHQ00001861	\$9,329.60
151929	203633	ROSE, BRENT	12/14/2022	BMO1	PMCHQ00001844	\$437.74
EFT0008125	50265	ROTO-ROOTER	12/8/2022	BMO1	PMCHQ00001839	\$195.83
EFT0007994	50412	ROYAL CANADIAN LEGION - BC/YUK	11/10/2022	BMO1	PMCHQ00001826	\$350.00
151651	53650	S P C A	11/2/2022	BMO1	PMCHQ00001821	\$12,294.96
151842	53650	S P C A	11/30/2022	BMO1	PMCHQ00001836	\$12,294.96
152027	53650	S P C A	1/5/2023	BMO1	PMCHQ00001852	\$12,294.96
152145	206925	SAGE HAVEN SOCIETY	1/25/2023	BMO1	PMCHQ00001863	\$270.00
152156	206925	SAGE HAVEN SOCIETY	1/25/2023	BMO1	PMCHQ00001864	\$260.00
151667	915744	SCHWARZ, MIKI	11/9/2022	BMO1	PMCHQ00001823	\$171.54
151783	915744	SCHWARZ, MIKI	11/22/2022	BMO1	PMCHQ00001832	\$25.75
151930	915744	SCHWARZ, MIKI	12/14/2022	BMO1	PMCHQ00001844	\$117.55
152028	915744	SCHWARZ, MIKI	1/5/2023	BMO1	PMCHQ00001852	\$49.27
151904	206524	SCOTT HAINSWORTH	12/8/2022	BMO1	PMCHQ00001840	\$669.50
151974	205031	SECURTEK MONITORING SOLUTIONS	12/20/2022	BMO1	PMCHQ00001846	\$472.50
152094	205031	SECURTEK MONITORING SOLUTIONS	1/19/2023	BMO1	PMCHQ00001862	\$236.25
151668	202409	SHAW BUSINESS	11/9/2022	BMO1	PMCHQ00001823	\$9,344.16
151843	202409	SHAW BUSINESS	11/30/2022	BMO1	PMCHQ00001836	\$10,217.70
152029	202409	SHAW BUSINESS	1/5/2023	BMO1	PMCHQ00001852	\$9,754.93
152146	202409	SHAW BUSINESS	1/25/2023	BMO1	PMCHQ00001863	\$9,752.96
151669	52450	SHAW CABLE	11/9/2022	BMO1	PMCHQ00001823	\$1,539.27
151759	52450	SHAW CABLE	11/17/2022	BMO1	PMCHQ00001830	\$139.95
151844	52450	SHAW CABLE	11/30/2022	BMO1	PMCHQ00001836	\$1,222.71
151865	52450	SHAW CABLE	12/7/2022	BMO1	PMCHQ00001838	\$389.53
151975	52450	SHAW CABLE	12/20/2022	BMO1	PMCHQ00001846	\$225.95
152030	52450	SHAW CABLE	1/5/2023	BMO1	PMCHQ00001852	\$1,152.50
152049	52450	SHAW CABLE	1/12/2023	BMO1	PMCHQ00001854	\$2,036.17
152095	52450	SHAW CABLE	1/19/2023	BMO1	PMCHQ00001862	\$264.22
152147	52450	SHAW CABLE	1/25/2023	BMO1	PMCHQ00001863	\$1,561.47
152148	52710	SHOPPERS DRUG MART	1/25/2023	BMO1	PMCHQ00001863	\$83.68
151670	52733	SHRED-IT INTERNATIONAL ULC	11/9/2022	BMO1	PMCHQ00001823	\$780.36
151819	52733	SHRED-IT INTERNATIONAL ULC	11/23/2022	BMO1	PMCHQ00001834	\$192.32
152031	52733	SHRED-IT INTERNATIONAL ULC	1/5/2023	BMO1	PMCHQ00001852	\$288.48
152096	52733	SHRED-IT INTERNATIONAL ULC	1/19/2023	BMO1	PMCHQ00001862	\$98.93
151866	206868	SLONSKI, TWYLA	12/7/2022	BMO1	PMCHQ00001838	\$200.00
151905	206823	SLOPESIDE MECHANICAL	12/8/2022	BMO1	PMCHQ00001840	\$13,552.45
151784	53499	SMITH, KIRSTEN	11/22/2022	BMO1	PMCHQ00001832	\$1,165.78
151845	53499	SMITH, KIRSTEN	11/30/2022	BMO1	PMCHQ00001836	\$83.29
151867	53499	SMITH, KIRSTEN	12/7/2022	BMO1	PMCHQ00001838	\$60.61
152032	53498	SMITH, SCOTT	1/5/2023	BMO1	PMCHQ00001852	\$611.00
151820	206628	SOAP FOR HOPE CANADA	11/23/2022	BMO1	PMCHQ00001834	\$600.00
151671	205160	SORENSEN TRILOGY ENGINEERING	11/9/2022	BMO1	PMCHQ00001823	\$1,134.00
151976	205160	SORENSEN TRILOGY ENGINEERING	12/20/2022	BMO1	PMCHQ00001846	\$937.02
151652	53910	SOUTHSIDE AUTO SUPPLY LTD	11/2/2022	BMO1	PMCHQ00001821	\$8,090.43
151906	53910	SOUTHSIDE AUTO SUPPLY LTD	12/8/2022	BMO1	PMCHQ00001840	\$4,027.63
151977	53910	SOUTHSIDE AUTO SUPPLY LTD	12/20/2022	BMO1	PMCHQ00001846	\$1,500.16
152097	53910	SOUTHSIDE AUTO SUPPLY LTD	1/19/2023	BMO1	PMCHQ00001862	\$4,571.07
152149	53910	SOUTHSIDE AUTO SUPPLY LTD	1/25/2023	BMO1	PMCHQ00001863	\$1,380.48
152150	202760	SPECIAL OLYMPICS BRITISH COLUM	1/25/2023	BMO1	PMCHQ00001863	\$1,500.00
151978	206009	SPEEDY GLASS	12/20/2022	BMO1	PMCHQ00001846	\$529.42

* Voided Cheques

Cheque Number	Vendor ID	Vendor Cheque Name	Cheque Date	Chequebook ID	Audit Trail Code	Amount
152151	204207	SPIRIT SQUARE FARMERS MARKET	1/25/2023	BMO1	PMCHQ00001863	\$315.00
152033	206909	SPROAT LAKE FIRE DEPARTMENT	1/5/2023	BMO1	PMCHQ00001852	\$120.00
151907	202974	SPROAT LAKE FORESTRY SERVICE L	12/8/2022	BMO1	PMCHQ00001840	\$4,882.50
151653	54170	STAFF FUND	11/2/2022	BMO1	PMCHQ00001821	\$56.00
151821	54170	STAFF FUND	11/23/2022	BMO1	PMCHQ00001834	\$56.00
151979	54170	STAFF FUND	12/20/2022	BMO1	PMCHQ00001846	\$57.00
152098	54170	STAFF FUND	1/19/2023	BMO1	PMCHQ00001862	\$82.00
151726	203124	STAPLES ADVANTAGE	11/10/2022	BMO1	PMCHQ00001827	\$1,716.52
151846	203124	STAPLES ADVANTAGE	11/30/2022	BMO1	PMCHQ00001836	\$390.31
151908	203124	STAPLES ADVANTAGE	12/8/2022	BMO1	PMCHQ00001840	\$2,868.98
151980	203124	STAPLES ADVANTAGE	12/20/2022	BMO1	PMCHQ00001846	\$1,375.44
152099	203124	STAPLES ADVANTAGE	1/19/2023	BMO1	PMCHQ00001862	\$1,154.35
152152	203124	STAPLES ADVANTAGE	1/25/2023	BMO1	PMCHQ00001863	\$69.79
151868	202288	STAPLES/ BD# 321 PORT ALBERNI	12/7/2022	BMO1	PMCHQ00001838	\$288.34
151822	206460	SUNBELT RENTALS OF CANADA INC	11/23/2022	BMO1	PMCHQ00001834	\$394.66
151981	206460	SUNBELT RENTALS OF CANADA INC	12/20/2022	BMO1	PMCHQ00001846	\$1,148.71
152100	206460	SUNBELT RENTALS OF CANADA INC	1/19/2023	BMO1	PMCHQ00001862	\$612.05
151909	205928	SUNCORP VALUATIONS	12/8/2022	BMO1	PMCHQ00001840	\$12,075.00
152101	206917	SUNG, HAEJUN	1/19/2023	BMO1	PMCHQ00001862	\$203.40
151910	206898	SUTHERLAND, JEANNIE	12/8/2022	BMO1	PMCHQ00001840	\$98.70
151672	205722	TAEKEMA, PATRICIA	11/9/2022	BMO1	PMCHQ00001823	\$906.20
151869	56398	TD CANADA TRUST	12/7/2022	BMO1	PMCHQ00001838	\$275.00
151673	10920	TELUS	11/9/2022	BMO1	PMCHQ00001823	\$1,478.09
151785	10920	TELUS	11/22/2022	BMO1	PMCHQ00001832	\$4,639.72
151847	10920	TELUS	11/30/2022	BMO1	PMCHQ00001836	\$237.44
151870	10920	TELUS	12/7/2022	BMO1	PMCHQ00001838	\$99.92
151931	10920	TELUS	12/14/2022	BMO1	PMCHQ00001844	\$4,599.59
152034	10920	TELUS	1/5/2023	BMO1	PMCHQ00001852	\$1,928.69
152050	10920	TELUS	1/12/2023	BMO1	PMCHQ00001854	\$2,176.64
152153	10920	TELUS	1/25/2023	BMO1	PMCHQ00001863	\$4,622.41
151786	10868	TELUS MOBILITY CELLULAR INC	11/22/2022	BMO1	PMCHQ00001832	\$6,825.70
151982	10868	TELUS MOBILITY CELLULAR INC	12/20/2022	BMO1	PMCHQ00001846	\$6,335.74
152154	10868	TELUS MOBILITY CELLULAR INC	1/25/2023	BMO1	PMCHQ00001863	\$6,624.62
151760	206880	TEMPO DJ SERVICES	11/17/2022	BMO1	PMCHQ00001830	\$150.00
151727	22577	TETRA TECH EBA INC	11/10/2022	BMO1	PMCHQ00001827	\$5,753.95
151983	22577	TETRA TECH EBA INC	12/20/2022	BMO1	PMCHQ00001846	\$16,745.64
151674	205033	THE DRAIN CAMERA SHOP	11/9/2022	BMO1	PMCHQ00001823	\$2,092.27
151871	205894	THE GO-TO GUYS	12/7/2022	BMO1	PMCHQ00001838	\$157.50
152157	205894	THE GO-TO GUYS	1/25/2023	BMO1	PMCHQ00001864	\$201.00
151728	205138	THORPE, WILLA	11/10/2022	BMO1	PMCHQ00001827	\$25.30
151787	205138	THORPE, WILLA	11/22/2022	BMO1	PMCHQ00001832	\$97.81
EFT0008073	205138	THORPE, WILLA	11/30/2022	BMO1	PMCHQ00001835	\$314.94
EFT0008195	205138	THORPE, WILLA	12/20/2022	BMO1	PMCHQ00001845	\$34.10
EFT0008234	205138	THORPE, WILLA	1/12/2023	BMO1	PMCHQ00001853	\$110.29
152102	56230	TIM HORTONS #1462	1/19/2023	BMO1	PMCHQ00001862	\$54.96
152158	56230	TIM HORTONS #1462	1/25/2023	BMO1	PMCHQ00001864	\$27.48
EFT0007957	206675	TIM PLEY & ASSOCIATES LTD	11/9/2022	BMO1	PMCHQ00001822	\$45,242.21
151848	56270	TIMBRE	11/30/2022	BMO1	PMCHQ00001836	\$100.00
151984	56280	TIMES COLONIST	12/20/2022	BMO1	PMCHQ00001846	\$459.90
EFT0007995	915751	TK ELEVATOR	11/10/2022	BMO1	PMCHQ00001826	\$691.68
EFT0008196	56340	TOMKO SPORTS SYSTEMS INC	12/20/2022	BMO1	PMCHQ00001845	\$279.28
151729	205501	TOTEM TREE OPERATIONS	11/10/2022	BMO1	PMCHQ00001827	\$1,995.00
151823	205501	TOTEM TREE OPERATIONS	11/23/2022	BMO1	PMCHQ00001834	\$3,276.00
151911	205501	TOTEM TREE OPERATIONS	12/8/2022	BMO1	PMCHQ00001840	\$2,226.00
151985	205501	TOTEM TREE OPERATIONS	12/20/2022	BMO1	PMCHQ00001846	\$8,452.50
152103	205501	TOTEM TREE OPERATIONS	1/19/2023	BMO1	PMCHQ00001862	\$10,783.50
151932	206885	TOWELL, MOSES J	12/14/2022	BMO1	PMCHQ00001844	\$159.80
151912	206841	TRAYTON WASH PROS	12/8/2022	BMO1	PMCHQ00001840	\$7,415.63
EFT0008290	205691	TRITECH GROUP LTD	1/19/2023	BMO1	PMCHQ00001861	\$264,556.11
151993	203829	TURGEON, RON	12/21/2022	BMO1	PMCHQ00001847	\$1,120.54
151788	203941	TURNER, RYAN	11/22/2022	BMO1	PMCHQ00001832	\$1,382.93
EFT0008197	57040	UAP INC	12/20/2022	BMO1	PMCHQ00001845	\$455.70
EFT0008291	57040	UAP INC	1/19/2023	BMO1	PMCHQ00001861	\$2,450.36
151730	202823	ULINE	11/10/2022	BMO1	PMCHQ00001827	\$635.82
151913	202823	ULINE	12/8/2022	BMO1	PMCHQ00001840	\$1,678.57

* Voided Cheques

Cheque Number	Vendor ID	Vendor Cheque Name	Cheque Date	Chequebook ID	Audit Trail Code	Amount
152159	204121	URBAN SYSTEMS LTD	1/25/2023	BMO1	PMCHQ00001864	\$5,133.45
EFT0007996	204121	URBAN SYSTEMS LTD	11/10/2022	BMO1	PMCHQ00001826	\$17,684.99
EFT0008126	204121	URBAN SYSTEMS LTD	12/8/2022	BMO1	PMCHQ00001839	\$3,348.14
EFT0008140	204121	URBAN SYSTEMS LTD	12/14/2022	BMO1	PMCHQ00001843	\$5,733.79
EFT0008198	204121	URBAN SYSTEMS LTD	12/20/2022	BMO1	PMCHQ00001845	\$3,726.92
EFT0008017	58172	VAN KAM FREIGHTWAYS LTD	11/22/2022	BMO1	PMCHQ00001831	\$818.45
EFT0008053	58172	VAN KAM FREIGHTWAYS LTD	11/23/2022	BMO1	PMCHQ00001833	\$1,875.99
151824	206799	VAN NETTEN, NATASHA	11/23/2022	BMO1	PMCHQ00001834	\$138.60
151872	58880	VAN VLIET BOBCAT & EXCAVATING,	12/7/2022	BMO1	PMCHQ00001838	\$4,158.00
152035	206908	VANCOUVER ISLAND MENTAL HEALTH	1/5/2023	BMO1	PMCHQ00001852	\$1,925.00
151849	200036	VANCOUVER ISLAND POTTERS' SUPP	11/30/2022	BMO1	PMCHQ00001836	\$922.27
152051	200036	VANCOUVER ISLAND POTTERS' SUPP	1/12/2023	BMO1	PMCHQ00001854	\$55.83
EFT0008054	58660	VANCOUVER ISLAND REGIONAL LIBR	11/23/2022	BMO1	PMCHQ00001833	\$209,861.00
151731	206252	VANISLE WETLANDS	11/10/2022	BMO1	PMCHQ00001827	\$480.00
EFT0007940	203759	VICTORIA BOX & PAPER	11/2/2022	BMO1	PMCHQ00001820	\$390.85
151732	206664	VIKING REINFORCING LTD	11/10/2022	BMO1	PMCHQ00001827	\$14,845.01
151914	206664	VIKING REINFORCING LTD	12/8/2022	BMO1	PMCHQ00001840	\$7,247.21
152104	206664	VIKING REINFORCING LTD	1/19/2023	BMO1	PMCHQ00001862	\$3,030.09
151986	206852	VORTEX MEDIA	12/20/2022	BMO1	PMCHQ00001846	\$739.20
151675	204723	VOYSEY, SCOTT	11/9/2022	BMO1	PMCHQ00001823	\$30.00
EFT0008292	200217	VOYSEY, SHANE	1/19/2023	BMO1	PMCHQ00001861	\$134.92
151676	206067	WASTE CONNECTIONS OF CANADA IN	11/9/2022	BMO1	PMCHQ00001823	\$1,545.54
151789	206067	WASTE CONNECTIONS OF CANADA IN	11/22/2022	BMO1	PMCHQ00001832	\$1,543.62
151987	206067	WASTE CONNECTIONS OF CANADA IN	12/20/2022	BMO1	PMCHQ00001846	\$2,069.41
151761	91767	WATTON, STACY	11/17/2022	BMO1	PMCHQ00001830	\$18.00
151733	205871	WAYMARK	11/10/2022	BMO1	PMCHQ00001827	\$11,215.17
151915	205871	WAYMARK	12/8/2022	BMO1	PMCHQ00001840	\$3,407.26
152105	205871	WAYMARK	1/19/2023	BMO1	PMCHQ00001862	\$16,785.10
151790	204261	WEENING, FRANK	11/22/2022	BMO1	PMCHQ00001832	\$100.00
152155	206926	WESCO FOOD SOCIETY	1/25/2023	BMO1	PMCHQ00001863	\$630.00
152160	206926	WESCO FOOD SOCIETY	1/25/2023	BMO1	PMCHQ00001864	\$342.00
152164	206926	WESCO FOOD SOCIETY	1/25/2023	BMO1	PMCHQ00001865	\$50.00
151734	60613	WESTCOAST HOME HARDWARE	11/10/2022	BMO1	PMCHQ00001827	\$1,215.88
151762	60613	WESTCOAST HOME HARDWARE	11/17/2022	BMO1	PMCHQ00001830	\$72.31
EFT0008074	60613	WESTCOAST HOME HARDWARE	11/30/2022	BMO1	PMCHQ00001835	\$113.83
EFT0008127	60613	WESTCOAST HOME HARDWARE	12/8/2022	BMO1	PMCHQ00001839	\$574.12
EFT0008199	60613	WESTCOAST HOME HARDWARE	12/20/2022	BMO1	PMCHQ00001845	\$130.65
EFT0008293	60613	WESTCOAST HOME HARDWARE	1/19/2023	BMO1	PMCHQ00001861	\$566.49
EFT0007997	61130	WESTERN CANADA TURFGRASS ASSOC	11/10/2022	BMO1	PMCHQ00001826	\$606.90
EFT0007941	204597	WESTERN EQUIPMENT LTD	11/2/2022	BMO1	PMCHQ00001820	\$350.18
EFT0008075	204597	WESTERN EQUIPMENT LTD	11/30/2022	BMO1	PMCHQ00001835	\$989.53
EFT0007998	203499	WESTVAC INDUSTRIAL LTD	11/10/2022	BMO1	PMCHQ00001826	\$78.29
EFT0008200	203499	WESTVAC INDUSTRIAL LTD	12/20/2022	BMO1	PMCHQ00001845	\$252.22
151791	203205	WETMORE, DAN	11/22/2022	BMO1	PMCHQ00001832	\$431.66
EFT0007958	61805	WFR WHOLESALE FIRE & RESCUE LT	11/9/2022	BMO1	PMCHQ00001822	\$236.75
EFT0008055	61805	WFR WHOLESALE FIRE & RESCUE LT	11/23/2022	BMO1	PMCHQ00001833	\$387.56
151825	206704	WILLOW & ROSE CONSULTING	11/23/2022	BMO1	PMCHQ00001834	\$446.25
EFT0007999	62740	WINDSOR PLYWOOD	11/10/2022	BMO1	PMCHQ00001826	\$7,472.49
EFT0008128	62740	WINDSOR PLYWOOD	12/8/2022	BMO1	PMCHQ00001839	\$2,324.76
EFT0008294	62740	WINDSOR PLYWOOD	1/19/2023	BMO1	PMCHQ00001861	\$1,828.33
152161	62751	WISHBONE INDUSTRIES LTD.	1/25/2023	BMO1	PMCHQ00001864	\$16,906.40
151738	62790	WONG, BOYD	11/15/2022	BMO1	PMCHQ00001828	\$431.66
151792	203200	WORKSAFE BC	11/22/2022	BMO1	PMCHQ00001832	\$787.50
152162	206073	WRIGHT, CLINTON	1/25/2023	BMO1	PMCHQ00001864	\$128.82
152067	35052	WRIGHT, CLINTON OR BRITTON, SH	1/18/2023	BMO1	PMCHQ00001860	\$205.05
EFT0008000	204598	WSP CANADA INC	11/10/2022	BMO1	PMCHQ00001826	\$4,514.69
EFT0008295	204598	WSP CANADA INC	1/19/2023	BMO1	PMCHQ00001861	\$13,036.63
151735	63140	WYNANS FURNITURE & UPHOLSTERY	11/10/2022	BMO1	PMCHQ00001827	\$262.50
152036	200530	YELLOW PAGES GROUP	1/5/2023	BMO1	PMCHQ00001852	\$25.83
152163	200530	YELLOW PAGES GROUP	1/25/2023	BMO1	PMCHQ00001864	\$51.66
EFT0008056	35130	YOUNG, ANDERSON	11/23/2022	BMO1	PMCHQ00001833	\$724.31
EFT0008201	35130	YOUNG, ANDERSON	12/20/2022	BMO1	PMCHQ00001845	\$2,492.00
EFT0008296	35130	YOUNG, ANDERSON	1/19/2023	BMO1	PMCHQ00001861	\$7,423.50
151793	206886	ZEMAN, ROBERT	11/22/2022	BMO1	PMCHQ00001832	\$500.00
151736	206576	ZINC STRATEGIES	11/10/2022	BMO1	PMCHQ00001827	\$26,250.00

* Voided Cheques

Cheque Number	Vendor ID	Vendor Cheque Name	Cheque Date	Chequebook ID	Audit Trail Code	Amount
151988	206576	ZINC STATEGIES	12/20/2022	BMO1	PMCHQ00001846	\$26,250.00
151933	206903	ZOE BATTIE	12/14/2022	BMO1	PMCHQ00001844	\$180.54
152052	206903	ZOE BATTIE	1/12/2023	BMO1	PMCHQ00001854	\$211.99
152106	206903	ZOE BATTIE	1/19/2023	BMO1	PMCHQ00001862	\$59.35
EFT0008129	20208	ZONE WEST LTD	12/8/2022	BMO1	PMCHQ00001839	\$228.48
EFT0008297	20208	ZONE WEST LTD	1/19/2023	BMO1	PMCHQ00001861	\$412.16
151737	206160	ZOOM VIDEO COMMUNICATIONS INC	11/10/2022	BMO1	PMCHQ00001827	\$1.12
152037	206160	ZOOM VIDEO COMMUNICATIONS INC	1/5/2023	BMO1	PMCHQ00001852	\$2.24

Total Cheques: 911

Total Amount of Cheques: \$10,126,681.17

=====

CITY OF PORT ALBERNI
 4850 ARGYLE ST
 PORT ALBERNI BC V9Y 1V8

Investment Advisor: JASON ORETO

Tel.:
 Fax:
 Email:

Exchange Rate at Valuation Date: USD\$1.000 = CAD\$1.3544

Client Name	Account Open	Account	Type of Account	Market Value
CITY OF PORT ALBERNI	April 14, 2015	1H5 – JT0A – 0	CASH ACCOUNT	8,866,374.86 CAD
CITY OF PORT ALBERNI	April 15, 2015	1H5 – JT0A – 1	CASH ACCOUNT	147,824.29 CAD
CITY OF PORT ALBERNI	April 15, 2015	1H5 – JT0A – 2	CASH ACCOUNT	6,626,297.23 CAD
CITY OF PORT ALBERNI	April 15, 2015	1H5 – JT0A – 3	CASH ACCOUNT	54,928.15 CAD
CITY OF PORT ALBERNI	April 15, 2015	1H5 – JT0A – 4	CASH ACCOUNT	287,843.14 CAD
CITY OF PORT ALBERNI	April 15, 2015	1H5 – JT0A – 5	CASH ACCOUNT	50,872.29 CAD
CITY OF PORT ALBERNI	April 15, 2015	1H5 – JT0A – 6	CASH ACCOUNT	2,870,305.05 CAD
CITY OF PORT ALBERNI	April 15, 2015	1H5 – JT0A – 7	CASH ACCOUNT	2,878,623.13 CAD
CITY OF PORT ALBERNI	April 15, 2015	1H5 – JT0A – 8	CASH ACCOUNT	272,349.12 CAD
CITY OF PORT ALBERNI	April 15, 2015	1H5 – JT0A – 9	CASH ACCOUNT	306,610.79 CAD
CITY OF PORT ALBERNI	April 14, 2015	1H5 – JTVA – 0	CASH ACCOUNT – Viridian	0.00 CAD
Total Portfolio Value of CAD\$ Accounts				\$ 22,362,028.05

Disclaimer

*** Assets identified by "****" as well as other off-book holdings and plans such as RDSPs are NOT held by Raymond James and are NOT ELIGIBLE for CIPF coverage. This is NOT an official statement. Refer to your monthly statements to determine which positions are covered by CIPF. Information in this report was obtained from sources believed to be reliable but we are unable to guarantee its completeness and accuracy. We are not responsible for errors in book value (BV). Please check the accuracy of BVs and provide your Advisor with corrections as necessary. BV may be adjusted for subsequent events. Trust unit BV is reduced for return of capital every April relating to prior year distributions. Corporate reorganizations can result in inaccurate BVs. Some mutual fund switches are not taxable but appear in the Gain Loss report. Options exercised do not adjust the BV of the underlying security. Option assignments may not be reported accurately. Review all dispositions with your Tax Advisor before reporting to CRA. Contact your Advisor regarding any error. Yields on step up bonds are an approximation. Return on investment uses the net of fees IRR method.

Client Name: **CITY OF PORT ALBERNI**

Account Number: 1H5-JT0A-0 CASH ACCOUNT

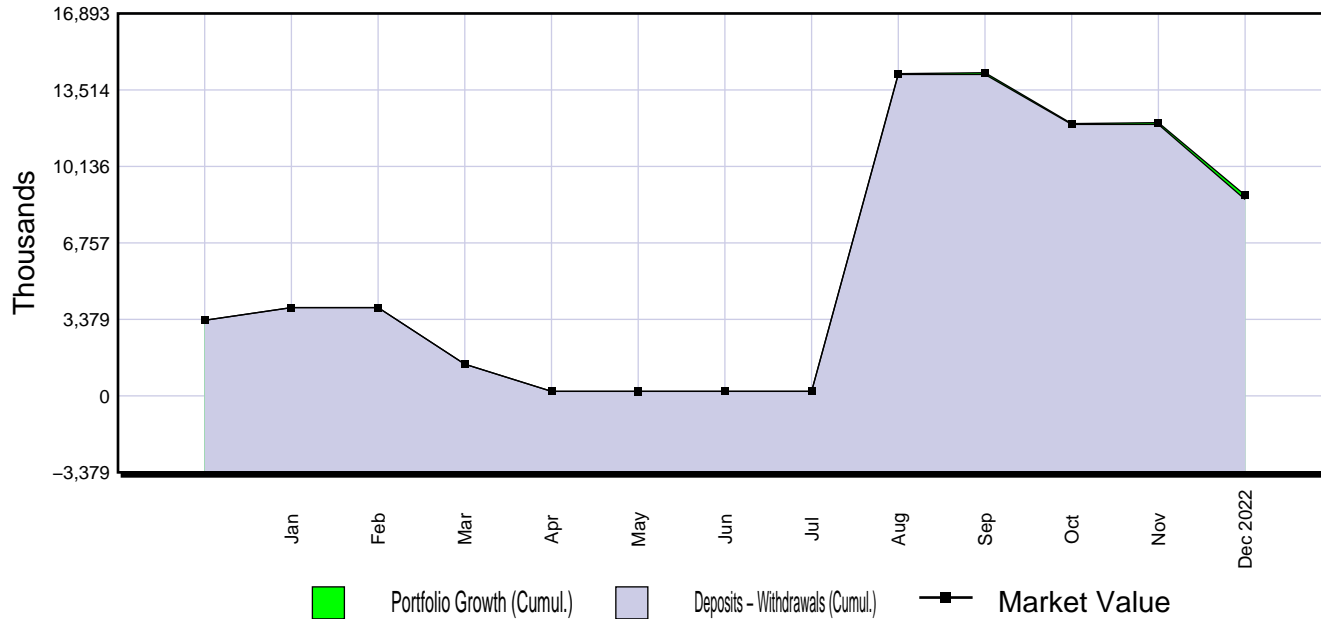
Cash And Cash Equivalents		Quantity	Average Cost	Book Value	Price	Market Value	% of Assets
CASH		0.22	1.00	0.22		0.22	0.00
MUTUAL FUNDS							
DYN6002	BNS CORP INV SAV ACT SR A -NL	106,344.838	1.00	106,344.84	1.000	106,344.84	1.20
Total Cash And Cash Equivalents				<u>\$ 106,345.06</u>		<u>\$ 106,345.06</u>	<u>1.20</u>
Fixed Income		Quantity	Average Cost	Book Value	Price	Market Value	% of Assets
CORPORATE BONDS							
PROSPERA GIC 4.65% 19APR23R		4000,000.000	100.00	4,000,000.00	100.000	4,036,180.82	45.52
Maturity Date: 04/19/2023							
Maturity Value: 4,091,726.03							
Total Interest Accrued: 36,180.82							
FIRST CAL CSH GIC 4.5% 23OCT23		4000,000.000	100.00	4,000,000.00	100.000	4,035,013.70	45.51
Maturity Date: 10/23/2023							
Maturity Value: 4,180,986.30							
Total Interest Accrued: 35,013.70							
FIRST WT CSH GIC 4.05% 23OCT23		683,451.000	100.00	683,451.00	100.000	688,835.28	7.77
Maturity Date: 10/23/2023							
Maturity Value: 711,282.44							
Total Interest Accrued: 5,384.28							
Total Fixed Income				<u>\$ 8,683,451.00</u>		<u>\$ 8,760,029.80</u>	<u>98.80</u>
Total Portfolio				<u>\$ 8,789,796.06</u>		<u>\$ 8,866,374.86</u>	<u>100.00</u>

Disclaimer

*** Assets identified by "****" as well as other off-book holdings and plans such as RDSPs are NOT held by Raymond James and are NOT ELIGIBLE for CIPF coverage. This is NOT an official statement. Refer to your monthly statements to determine which positions are covered by CIPF. Information in this report was obtained from sources believed to be reliable but we are unable to guarantee its completeness and accuracy. We are not responsible for errors in book value (BV). Please check the accuracy of BVs and provide your Advisor with corrections as necessary. BV may be adjusted for subsequent events. Trust unit BV is reduced for return of capital every April relating to prior year distributions. Corporate reorganizations can result in inaccurate BVs. Some mutual fund switches are not taxable but appear in the Gain Loss report. Options exercised do not adjust the BV of the underlying security. Option assignments may not be reported accurately. Review all dispositions with your Tax Advisor before reporting to CRA. Contact your Advisor regarding any error. Yields on step up bonds are an approximation. Return on investment uses the net of fees IRR method.

Client Name: **CITY OF PORT ALBERNI**

Account Number: 1H5-JT0A-0 CASH ACCOUNT



Rate of Return:

The annualized rate of return from January 1, 2022 to December 31, 2022:

3.19%

The annualized rate of return in the last twelve months:

3.19%

Disclaimer

*** Assets identified by "****" as well as other off-book holdings and plans such as RDSPs are NOT held by Raymond James and are NOT ELIGIBLE for CIPF coverage. This is NOT an official statement. Refer to your monthly statements to determine which positions are covered by CIPF. Information in this report was obtained from sources believed to be reliable but we are unable to guarantee its completeness and accuracy. We are not responsible for errors in book value (BV). Please check the accuracy of BVs and provide your Advisor with corrections as necessary. BV may be adjusted for subsequent events. Trust unit BV is reduced for return of capital every April relating to prior year distributions. Corporate reorganizations can result in inaccurate BVs. Some mutual fund switches are not taxable but appear in the Gain Loss report. Options exercised do not adjust the BV of the underlying security. Option assignments may not be reported accurately. Review all dispositions with your Tax Advisor before reporting to CRA. Contact your Advisor regarding any error. Yields on step up bonds are an approximation. Return on investment uses the net of fees IRR method.

Client Name: **CITY OF PORT ALBERNI**

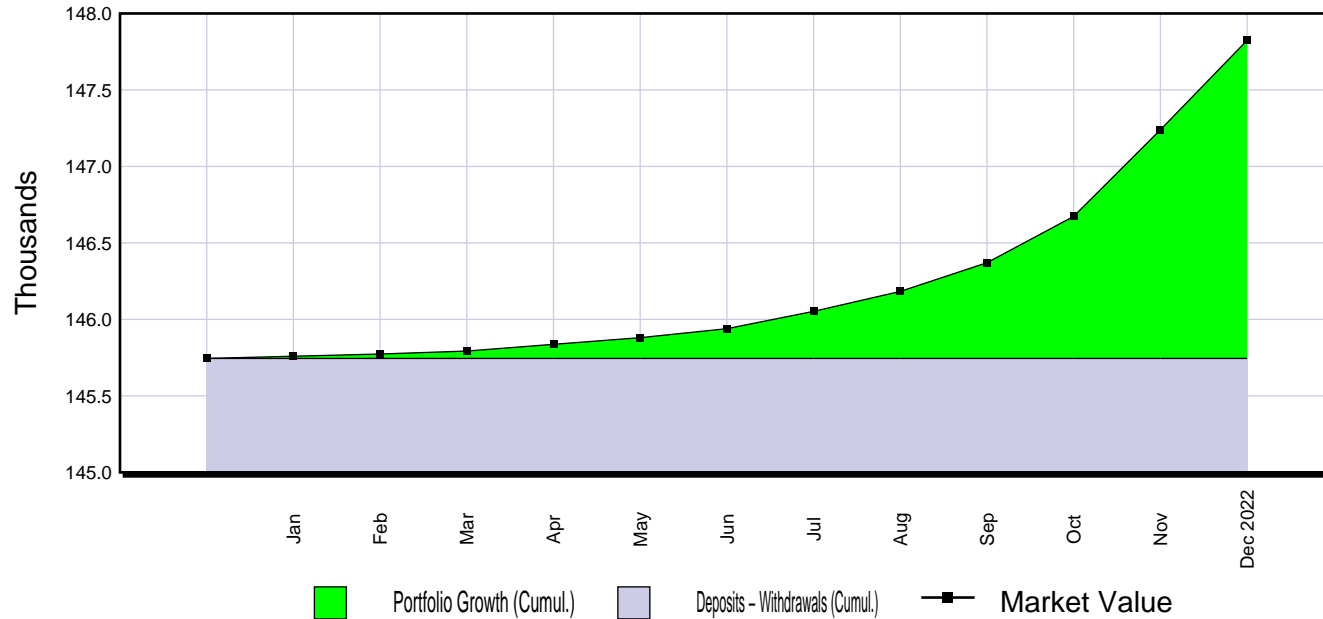
Account Number: 1H5-JT0A-1 CASH ACCOUNT

Fixed Income	Quantity	Average Cost	Book Value	Price	Market Value	% of Assets
CORPORATE BONDS						
VANCITY GIC 4.7% 23OCT23R	146,485.060	100.00	146,485.06	100.000	147,824.29	100.00
Maturity Date: 10/23/2023						
Maturity Value: 153,407.58						
Total Interest Accrued: 1,339.23						
Total Fixed Income			<u>\$ 146,485.06</u>		<u>\$ 147,824.29</u>	<u>100.00</u>
Total Portfolio			<u>\$ 146,485.06</u>		<u>\$ 147,824.29</u>	<u>100.00</u>

Disclaimer

*** Assets identified by "****" as well as other off-book holdings and plans such as RDSPs are NOT held by Raymond James and are NOT ELIGIBLE for CIPF coverage. This is NOT an official statement. Refer to your monthly statements to determine which positions are covered by CIPF. Information in this report was obtained from sources believed to be reliable but we are unable to guarantee its completeness and accuracy. We are not responsible for errors in book value (BV). Please check the accuracy of BVs and provide your Advisor with corrections as necessary. BV may be adjusted for subsequent events. Trust unit BV is reduced for return of capital every April relating to prior year distributions. Corporate reorganizations can result in inaccurate BVs. Some mutual fund switches are not taxable but appear in the Gain Loss report. Options exercised do not adjust the BV of the underlying security. Option assignments may not be reported accurately. Review all dispositions with your Tax Advisor before reporting to CRA. Contact your Advisor regarding any error. Yields on step up bonds are an approximation. Return on investment uses the net of fees IRR method.

Client Name: **CITY OF PORT ALBERNI**
 Account Number: 1H5-JT0A-1 CASH ACCOUNT



Rate of Return:

The annualized rate of return from January 1, 2022 to December 31, 2022: 1.43%

The annualized rate of return in the last twelve months: 1.43%

Disclaimer
 *** Assets identified by "****" as well as other off-book holdings and plans such as RDSPs are NOT held by Raymond James and are NOT ELIGIBLE for CIPF coverage. This is NOT an official statement. Refer to your monthly statements to determine which positions are covered by CIPF. Information in this report was obtained from sources believed to be reliable but we are unable to guarantee its completeness and accuracy. We are not responsible for errors in book value (BV). Please check the accuracy of BVs and provide your Advisor with corrections as necessary. BV may be adjusted for subsequent events. Trust unit BV is reduced for return of capital every April relating to prior year distributions. Corporate reorganizations can result in inaccurate BVs. Some mutual fund switches are not taxable but appear in the Gain Loss report. Options exercised do not adjust the BV of the underlying security. Option assignments may not be reported accurately. Review all dispositions with your Tax Advisor before reporting to CRA. Contact your Advisor regarding any error. Yields on step up bonds are an approximation. Return on investment uses the net of fees IRR method.

Client Name: **CITY OF PORT ALBERNI**

Account Number: 1H5-JT0A-2 CASH ACCOUNT

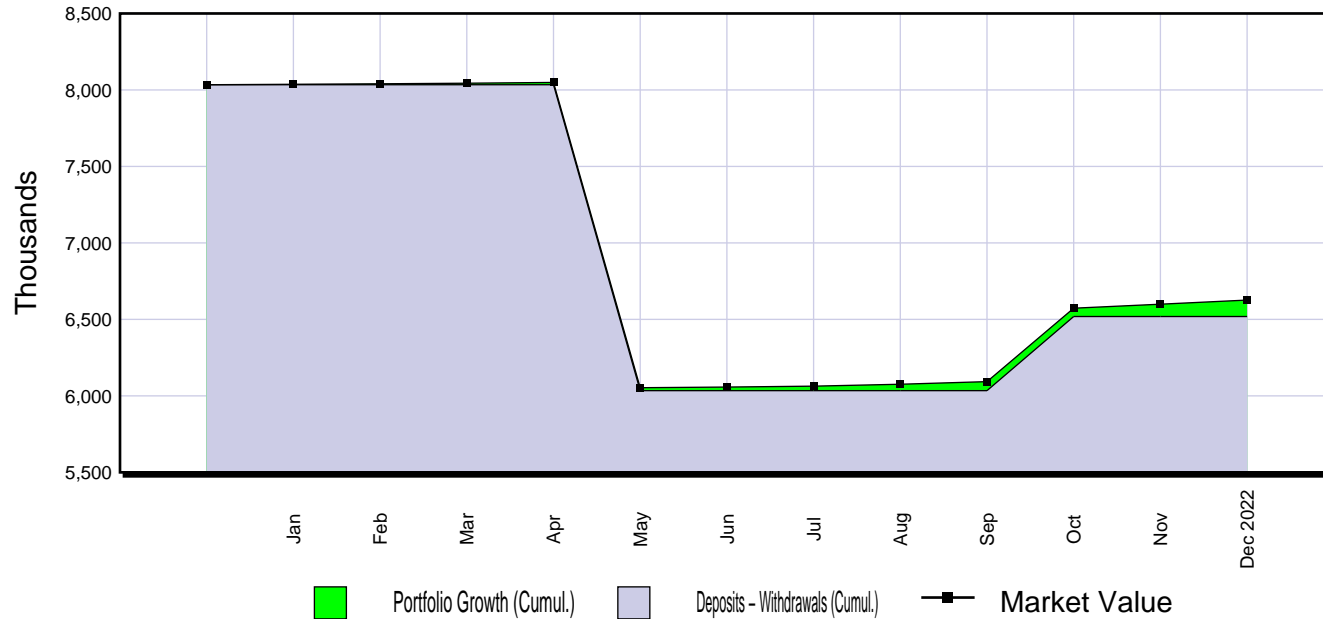
Fixed Income	Quantity	Average Cost	Book Value	Price	Market Value	% of Assets
CORPORATE BONDS						
PROSPERA GIC 4.65% 19APR23R Maturity Date: 04/19/2023 Maturity Value: 2,103,004.70 Total Interest Accrued: 18,595.68	2055,860.720	100.00	2,055,860.72	100.000	2,074,456.40	31.31
VANCITY CSH GIC 3.6% 11AUG23A Maturity Date: 08/11/2023 Maturity Value: 502,100.56 Total Interest Accrued: 6,787.80	484,653.050	100.00	484,653.05	100.000	491,440.85	7.42
CCS GIC 5.1% 23OCT23R Maturity Date: 10/23/2023 Maturity Value: 4,226,684.05 Total Interest Accrued: 39,885.70	4020,514.280	100.00	4,020,514.28	100.000	4,060,399.98	61.28
	Total Fixed Income		<u>\$ 6,561,028.05</u>		<u>\$ 6,626,297.23</u>	<u>100.00</u>
	Total Portfolio		<u>\$ 6,561,028.05</u>		<u>\$ 6,626,297.23</u>	<u>100.00</u>

Disclaimer

*** Assets identified by "****" as well as other off-book holdings and plans such as RDSPs are NOT held by Raymond James and are NOT ELIGIBLE for CIPF coverage. This is NOT an official statement. Refer to your monthly statements to determine which positions are covered by CIPF. Information in this report was obtained from sources believed to be reliable but we are unable to guarantee its completeness and accuracy. We are not responsible for errors in book value (BV). Please check the accuracy of BVs and provide your Advisor with corrections as necessary. BV may be adjusted for subsequent events. Trust unit BV is reduced for return of capital every April relating to prior year distributions. Corporate reorganizations can result in inaccurate BVs. Some mutual fund switches are not taxable but appear in the Gain Loss report. Options exercised do not adjust the BV of the underlying security. Option assignments may not be reported accurately. Review all dispositions with your Tax Advisor before reporting to CRA. Contact your Advisor regarding any error. Yields on step up bonds are an approximation. Return on investment uses the net of fees IRR method.

Client Name: **CITY OF PORT ALBERNI**

Account Number: 1H5-JT0A-2 CASH ACCOUNT



Rate of Return:

The annualized rate of return from January 1, 2022 to December 31, 2022:

1.57%

The annualized rate of return in the last twelve months:

1.57%

Disclaimer

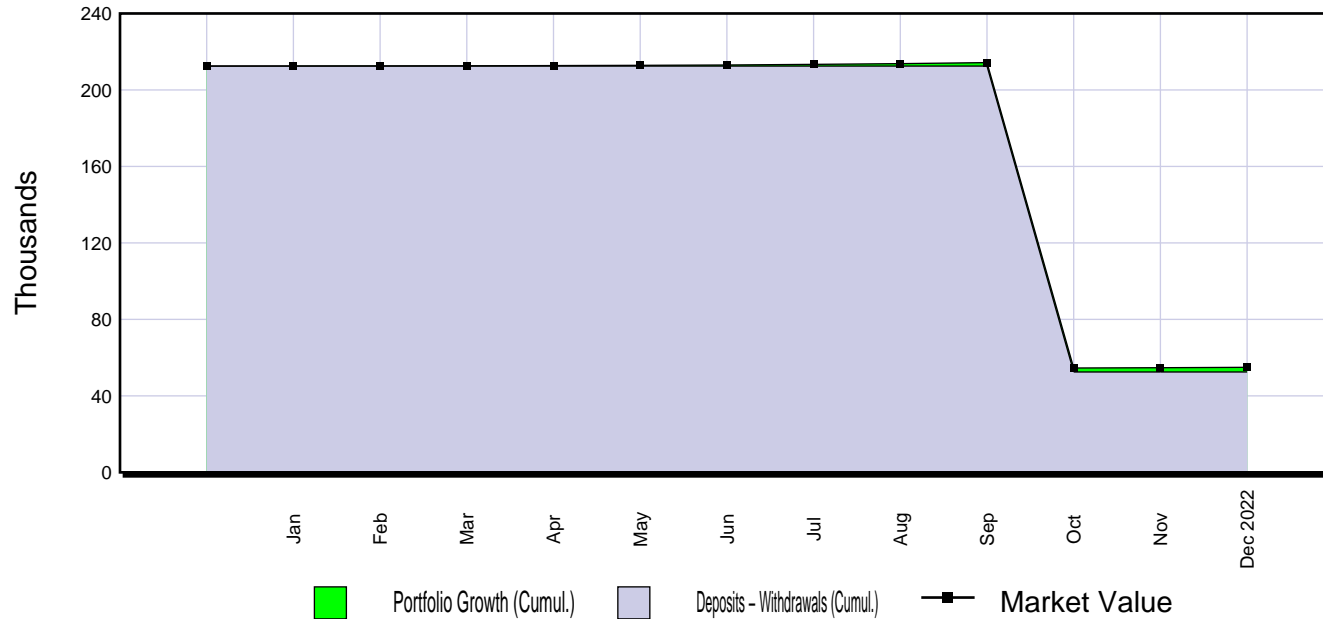
*** Assets identified by "****" as well as other off-book holdings and plans such as RDSPs are NOT held by Raymond James and are NOT ELIGIBLE for CIPF coverage. This is NOT an official statement. Refer to your monthly statements to determine which positions are covered by CIPF. Information in this report was obtained from sources believed to be reliable but we are unable to guarantee its completeness and accuracy. We are not responsible for errors in book value (BV). Please check the accuracy of BVs and provide your Advisor with corrections as necessary. BV may be adjusted for subsequent events. Trust unit BV is reduced for return of capital every April relating to prior year distributions. Corporate reorganizations can result in inaccurate BVs. Some mutual fund switches are not taxable but appear in the Gain Loss report. Options exercised do not adjust the BV of the underlying security. Option assignments may not be reported accurately. Review all dispositions with your Tax Advisor before reporting to CRA. Contact your Advisor regarding any error. Yields on step up bonds are an approximation. Return on investment uses the net of fees IRR method.

Client Name: **CITY OF PORT ALBERNI**
 Account Number: 1H5-JT0A-3 CASH ACCOUNT

Cash And Cash Equivalents		Quantity	Average Cost	Book Value	Price	Market Value	% of Assets
CASH		0.00	1.00	0.00		0.00	0.00
MUTUAL FUNDS							
DYN6002	BNS CORP INV SAV ACT SR A -NL	54,928.145	1.00	54,928.15	1.000	54,928.15	100.00
Total Cash And Cash Equivalents				<u>\$ 54,928.15</u>		<u>\$ 54,928.15</u>	<u>100.00</u>
Total Portfolio				<u>\$ 54,928.15</u>		<u>\$ 54,928.15</u>	<u>100.00</u>

Disclaimer
 *** Assets identified by "****" as well as other off-book holdings and plans such as RDSPs are NOT held by Raymond James and are NOT ELIGIBLE for CIPF coverage. This is NOT an official statement. Refer to your monthly statements to determine which positions are covered by CIPF. Information in this report was obtained from sources believed to be reliable but we are unable to guarantee its completeness and accuracy. We are not responsible for errors in book value (BV). Please check the accuracy of BVs and provide your Advisor with corrections as necessary. BV may be adjusted for subsequent events. Trust unit BV is reduced for return of capital every April relating to prior year distributions. Corporate reorganizations can result in inaccurate BVs. Some mutual fund switches are not taxable but appear in the Gain Loss report. Options exercised do not adjust the BV of the underlying security. Option assignments may not be reported accurately. Review all dispositions with your Tax Advisor before reporting to CRA. Contact your Advisor regarding any error. Yields on step up bonds are an approximation. Return on investment uses the net of fees IRR method.

Client Name: **CITY OF PORT ALBERNI**
 Account Number: 1H5-JT0A-3 CASH ACCOUNT



Rate of Return:

The annualized rate of return from January 1, 2022 to December 31, 2022: 1.37%

The annualized rate of return in the last twelve months: 1.37%

Disclaimer
 *** Assets identified by "****" as well as other off-book holdings and plans such as RDSPs are NOT held by Raymond James and are NOT ELIGIBLE for CIPF coverage. This is NOT an official statement. Refer to your monthly statements to determine which positions are covered by CIPF. Information in this report was obtained from sources believed to be reliable but we are unable to guarantee its completeness and accuracy. We are not responsible for errors in book value (BV). Please check the accuracy of BVs and provide your Advisor with corrections as necessary. BV may be adjusted for subsequent events. Trust unit BV is reduced for return of capital every April relating to prior year distributions. Corporate reorganizations can result in inaccurate BVs. Some mutual fund switches are not taxable but appear in the Gain Loss report. Options exercised do not adjust the BV of the underlying security. Option assignments may not be reported accurately. Review all dispositions with your Tax Advisor before reporting to CRA. Contact your Advisor regarding any error. Yields on step up bonds are an approximation. Return on investment uses the net of fees IRR method.

Client Name: **CITY OF PORT ALBERNI**

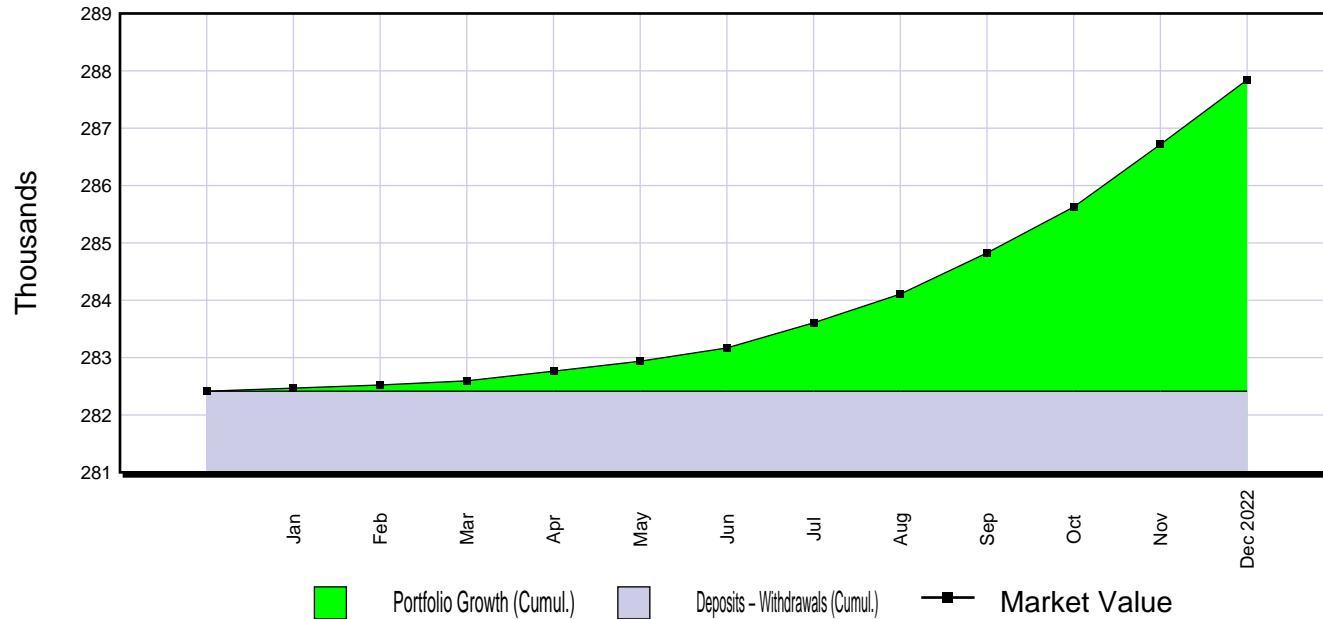
Account Number: 1H5-JT0A-4 CASH ACCOUNT

Fixed Income	Quantity	Average Cost	Book Value	Price	Market Value	% of Assets
CORPORATE BONDS						
PROSPERA GIC 4.65% 19APR23R	285,262.880	100.00	285,262.88	100.000	287,843.14	100.00
Maturity Date: 04/19/2023						
Maturity Value: 291,804.39						
Total Interest Accrued: 2,580.26						
	Total Fixed Income		<u>\$ 285,262.88</u>		<u>\$ 287,843.14</u>	<u>100.00</u>
	Total Portfolio		<u>\$ 285,262.88</u>		<u>\$ 287,843.14</u>	<u>100.00</u>

Disclaimer

*** Assets identified by "****" as well as other off-book holdings and plans such as RDSPs are NOT held by Raymond James and are NOT ELIGIBLE for CIPF coverage. This is NOT an official statement. Refer to your monthly statements to determine which positions are covered by CIPF. Information in this report was obtained from sources believed to be reliable but we are unable to guarantee its completeness and accuracy. We are not responsible for errors in book value (BV). Please check the accuracy of BVs and provide your Advisor with corrections as necessary. BV may be adjusted for subsequent events. Trust unit BV is reduced for return of capital every April relating to prior year distributions. Corporate reorganizations can result in inaccurate BVs. Some mutual fund switches are not taxable but appear in the Gain Loss report. Options exercised do not adjust the BV of the underlying security. Option assignments may not be reported accurately. Review all dispositions with your Tax Advisor before reporting to CRA. Contact your Advisor regarding any error. Yields on step up bonds are an approximation. Return on investment uses the net of fees IRR method.

Client Name: **CITY OF PORT ALBERNI**
 Account Number: 1H5-JT0A-4 CASH ACCOUNT



Rate of Return:

The annualized rate of return from January 1, 2022 to December 31, 2022: 1.92%

The annualized rate of return in the last twelve months: 1.92%

Disclaimer
 *** Assets identified by ***** as well as other off-book holdings and plans such as RDSPs are NOT held by Raymond James and are NOT ELIGIBLE for CIPF coverage. This is NOT an official statement. Refer to your monthly statements to determine which positions are covered by CIPF. Information in this report was obtained from sources believed to be reliable but we are unable to guarantee its completeness and accuracy. We are not responsible for errors in book value (BV). Please check the accuracy of BVs and provide your Advisor with corrections as necessary. BV may be adjusted for subsequent events. Trust unit BV is reduced for return of capital every April relating to prior year distributions. Corporate reorganizations can result in inaccurate BVs. Some mutual fund switches are not taxable but appear in the Gain Loss report. Options exercised do not adjust the BV of the underlying security. Option assignments may not be reported accurately. Review all dispositions with your Tax Advisor before reporting to CRA. Contact your Advisor regarding any error. Yields on step up bonds are an approximation. Return on investment uses the net of fees IRR method.

Client Name: **CITY OF PORT ALBERNI**

Account Number: 1H5-JT0A-5 CASH ACCOUNT

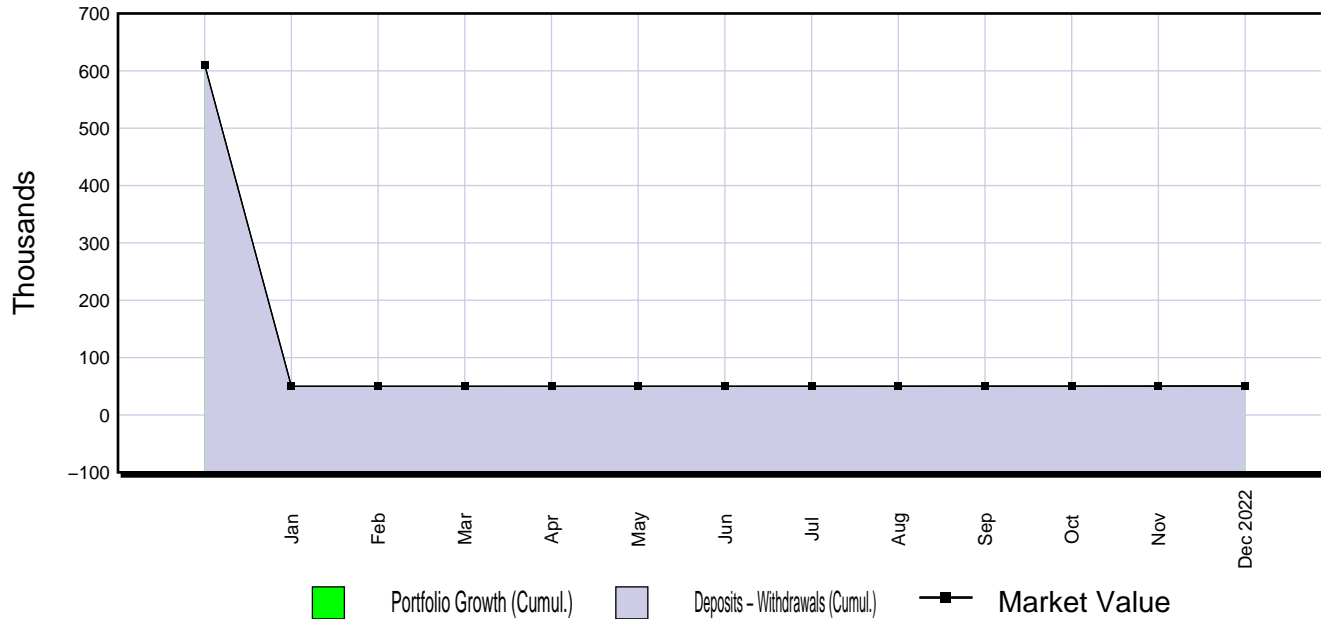
Cash And Cash Equivalents		Quantity	Average Cost	Book Value	Price	Market Value	% of Assets
CASH		0.00	1.00	0.00		0.00	0.00
MUTUAL FUNDS							
DYN6002	BNS CORP INV SAV ACT SR A -NL	50,872.288	1.00	50,872.27	1.000	50,872.29	100.00
Total Cash And Cash Equivalents				<u>\$ 50,872.27</u>		<u>\$ 50,872.29</u>	<u>100.00</u>
Total Portfolio				<u>\$ 50,872.27</u>		<u>\$ 50,872.29</u>	<u>100.00</u>

Disclaimer

*** Assets identified by "****" as well as other off-book holdings and plans such as RDSPs are NOT held by Raymond James and are NOT ELIGIBLE for CIPF coverage. This is NOT an official statement. Refer to your monthly statements to determine which positions are covered by CIPF. Information in this report was obtained from sources believed to be reliable but we are unable to guarantee its completeness and accuracy. We are not responsible for errors in book value (BV). Please check the accuracy of BVs and provide your Advisor with corrections as necessary. BV may be adjusted for subsequent events. Trust unit BV is reduced for return of capital every April relating to prior year distributions. Corporate reorganizations can result in inaccurate BVs. Some mutual fund switches are not taxable but appear in the Gain Loss report. Options exercised do not adjust the BV of the underlying security. Option assignments may not be reported accurately. Review all dispositions with your Tax Advisor before reporting to CRA. Contact your Advisor regarding any error. Yields on step up bonds are an approximation. Return on investment uses the net of fees IRR method.

Client Name: **CITY OF PORT ALBERNI**

Account Number: 1H5-JT0A-5 CASH ACCOUNT



Rate of Return:

The annualized rate of return from January 1, 2022 to December 31, 2022:

1.53%

The annualized rate of return in the last twelve months:

1.53%

Disclaimer

*** Assets identified by "****" as well as other off-book holdings and plans such as RDSPs are NOT held by Raymond James and are NOT ELIGIBLE for CIPF coverage. This is NOT an official statement. Refer to your monthly statements to determine which positions are covered by CIPF. Information in this report was obtained from sources believed to be reliable but we are unable to guarantee its completeness and accuracy. We are not responsible for errors in book value (BV). Please check the accuracy of BVs and provide your Advisor with corrections as necessary. BV may be adjusted for subsequent events. Trust unit BV is reduced for return of capital every April relating to prior year distributions. Corporate reorganizations can result in inaccurate BVs. Some mutual fund switches are not taxable but appear in the Gain Loss report. Options exercised do not adjust the BV of the underlying security. Option assignments may not be reported accurately. Review all dispositions with your Tax Advisor before reporting to CRA. Contact your Advisor regarding any error. Yields on step up bonds are an approximation. Return on investment uses the net of fees IRR method.

From January 1, 2022 to December 31, 2022

Client Name: **CITY OF PORT ALBERNI**

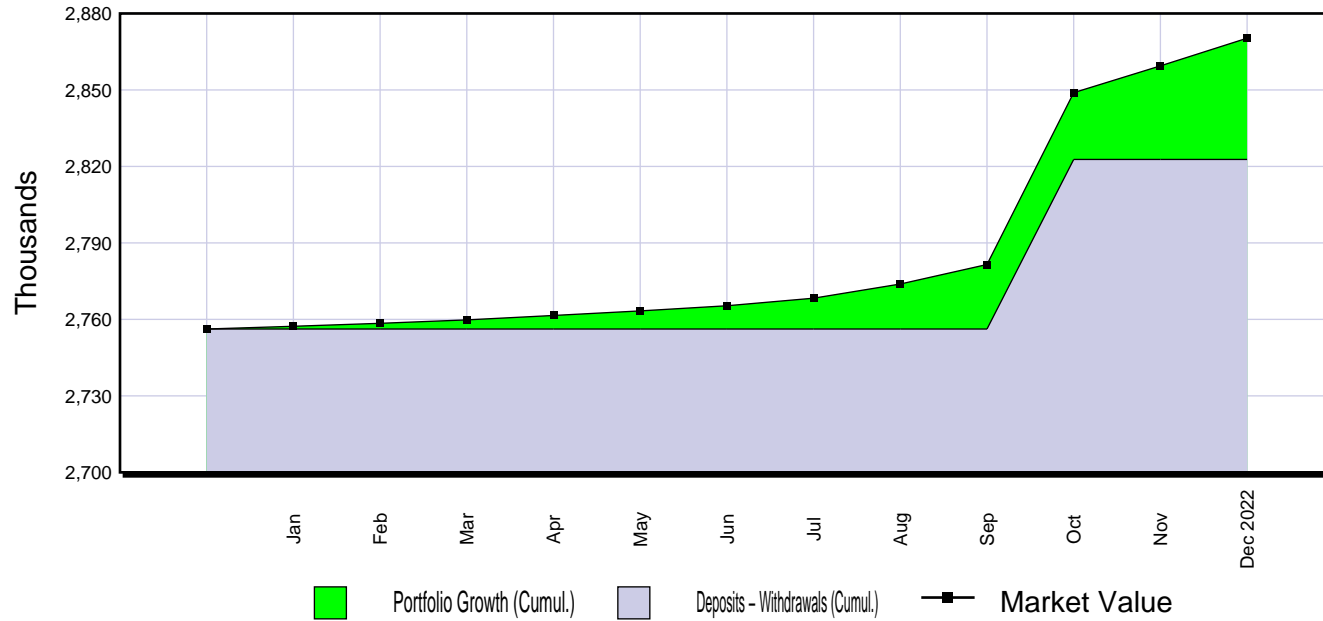
Account Number: 1H5-JT0A-6 CASH ACCOUNT

Cash And Cash Equivalents	Quantity	Average Cost	Book Value	Price	Market Value	% of Assets
CASH	3.00	1.00	3.00		3.00	0.00
Total Cash And Cash Equivalents			<u>\$ 3.00</u>		<u>\$ 3.00</u>	<u>0.00</u>
Fixed Income	Quantity	Average Cost	Book Value	Price	Market Value	% of Assets
CORPORATE BONDS						
PROSPERA GIC 4.65% 19APR23R	2432,202.340	100.00	2,432,202.34	100.000	2,454,202.11	85.50
Maturity Date: 04/19/2023						
Maturity Value: 2,487,976.40						
Total Interest Accrued: 21,999.77						
VANCITY CSH GIC 3.6% 11AUG23A	410,352.750	100.00	410,352.75	100.000	416,099.94	14.50
Maturity Date: 08/11/2023						
Maturity Value: 425,125.45						
Total Interest Accrued: 5,747.19						
Total Fixed Income			<u>\$ 2,842,555.09</u>		<u>\$ 2,870,302.05</u>	<u>100.00</u>
Total Portfolio			<u>\$ 2,842,558.09</u>		<u>\$ 2,870,305.05</u>	<u>100.00</u>

Disclaimer

*** Assets identified by "****" as well as other off-book holdings and plans such as RDSPs are NOT held by Raymond James and are NOT ELIGIBLE for CIPF coverage. This is NOT an official statement. Refer to your monthly statements to determine which positions are covered by CIPF. Information in this report was obtained from sources believed to be reliable but we are unable to guarantee its completeness and accuracy. We are not responsible for errors in book value (BV). Please check the accuracy of BVs and provide your Advisor with corrections as necessary. BV may be adjusted for subsequent events. Trust unit BV is reduced for return of capital every April relating to prior year distributions. Corporate reorganizations can result in inaccurate BVs. Some mutual fund switches are not taxable but appear in the Gain Loss report. Options exercised do not adjust the BV of the underlying security. Option assignments may not be reported accurately. Review all dispositions with your Tax Advisor before reporting to CRA. Contact your Advisor regarding any error. Yields on step up bonds are an approximation. Return on investment uses the net of fees IRR method.

Client Name: **CITY OF PORT ALBERNI**
 Account Number: 1H5-JT0A-6 CASH ACCOUNT



Rate of Return:

The annualized rate of return from January 1, 2022 to December 31, 2022: 1.72%

The annualized rate of return in the last twelve months: 1.72%

Disclaimer
 *** Assets identified by "****" as well as other off-book holdings and plans such as RDSPs are NOT held by Raymond James and are NOT ELIGIBLE for CIPF coverage. This is NOT an official statement. Refer to your monthly statements to determine which positions are covered by CIPF. Information in this report was obtained from sources believed to be reliable but we are unable to guarantee its completeness and accuracy. We are not responsible for errors in book value (BV). Please check the accuracy of BVs and provide your Advisor with corrections as necessary. BV may be adjusted for subsequent events. Trust unit BV is reduced for return of capital every April relating to prior year distributions. Corporate reorganizations can result in inaccurate BVs. Some mutual fund switches are not taxable but appear in the Gain Loss report. Options exercised do not adjust the BV of the underlying security. Option assignments may not be reported accurately. Review all dispositions with your Tax Advisor before reporting to CRA. Contact your Advisor regarding any error. Yields on step up bonds are an approximation. Return on investment uses the net of fees IRR method.

Client Name: **CITY OF PORT ALBERNI**

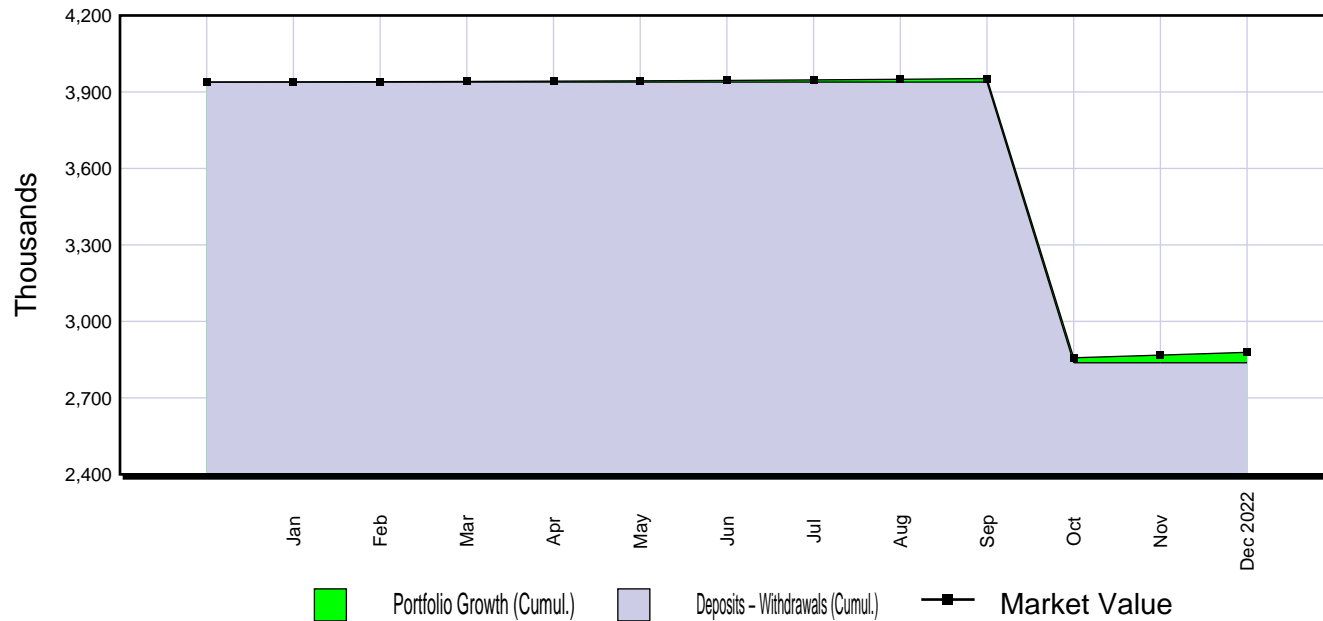
Account Number: 1H5-JT0A-7 CASH ACCOUNT

Cash And Cash Equivalents	Quantity	Average Cost	Book Value	Price	Market Value	% of Assets
CASH	11.49	1.00	11.49		11.49	0.00
Total Cash And Cash Equivalents			<u>\$ 11.49</u>		<u>\$ 11.49</u>	<u>0.00</u>
Fixed Income	Quantity	Average Cost	Book Value	Price	Market Value	% of Assets
CORPORATE BONDS						
PROSPERA GIC 4.65% 19APR23R	2153,989.070	100.00	2,153,989.07	100.000	2,173,472.34	75.50
Maturity Date: 04/19/2023						
Maturity Value: 2,203,383.29						
Total Interest Accrued: 19,483.27						
FIRST WT CSH GIC 4.05% 23OCT23	699,627.580	100.00	699,627.58	100.000	705,139.30	24.50
Maturity Date: 10/23/2023						
Maturity Value: 728,117.76						
Total Interest Accrued: 5,511.72						
Total Fixed Income			<u>\$ 2,853,616.65</u>		<u>\$ 2,878,611.64</u>	<u>100.00</u>
Total Portfolio			<u>\$ 2,853,628.14</u>		<u>\$ 2,878,623.13</u>	<u>100.00</u>

Disclaimer

*** Assets identified by "****" as well as other off-book holdings and plans such as RDSPs are NOT held by Raymond James and are NOT ELIGIBLE for CIPF coverage. This is NOT an official statement. Refer to your monthly statements to determine which positions are covered by CIPF. Information in this report was obtained from sources believed to be reliable but we are unable to guarantee its completeness and accuracy. We are not responsible for errors in book value (BV). Please check the accuracy of BVs and provide your Advisor with corrections as necessary. BV may be adjusted for subsequent events. Trust unit BV is reduced for return of capital every April relating to prior year distributions. Corporate reorganizations can result in inaccurate BVs. Some mutual fund switches are not taxable but appear in the Gain Loss report. Options exercised do not adjust the BV of the underlying security. Option assignments may not be reported accurately. Review all dispositions with your Tax Advisor before reporting to CRA. Contact your Advisor regarding any error. Yields on step up bonds are an approximation. Return on investment uses the net of fees IRR method.

Client Name: **CITY OF PORT ALBERNI**
 Account Number: 1H5-JT0A-7 CASH ACCOUNT



Rate of Return:

The annualized rate of return from January 1, 2022 to December 31, 2022: 1.11%

The annualized rate of return in the last twelve months: 1.11%

Disclaimer
 *** Assets identified by "****" as well as other off-book holdings and plans such as RDSPs are NOT held by Raymond James and are NOT ELIGIBLE for CIPF coverage. This is NOT an official statement. Refer to your monthly statements to determine which positions are covered by CIPF. Information in this report was obtained from sources believed to be reliable but we are unable to guarantee its completeness and accuracy. We are not responsible for errors in book value (BV). Please check the accuracy of BVs and provide your Advisor with corrections as necessary. BV may be adjusted for subsequent events. Trust unit BV is reduced for return of capital every April relating to prior year distributions. Corporate reorganizations can result in inaccurate BVs. Some mutual fund switches are not taxable but appear in the Gain Loss report. Options exercised do not adjust the BV of the underlying security. Option assignments may not be reported accurately. Review all dispositions with your Tax Advisor before reporting to CRA. Contact your Advisor regarding any error. Yields on step up bonds are an approximation. Return on investment uses the net of fees IRR method.

Client Name: **CITY OF PORT ALBERNI**

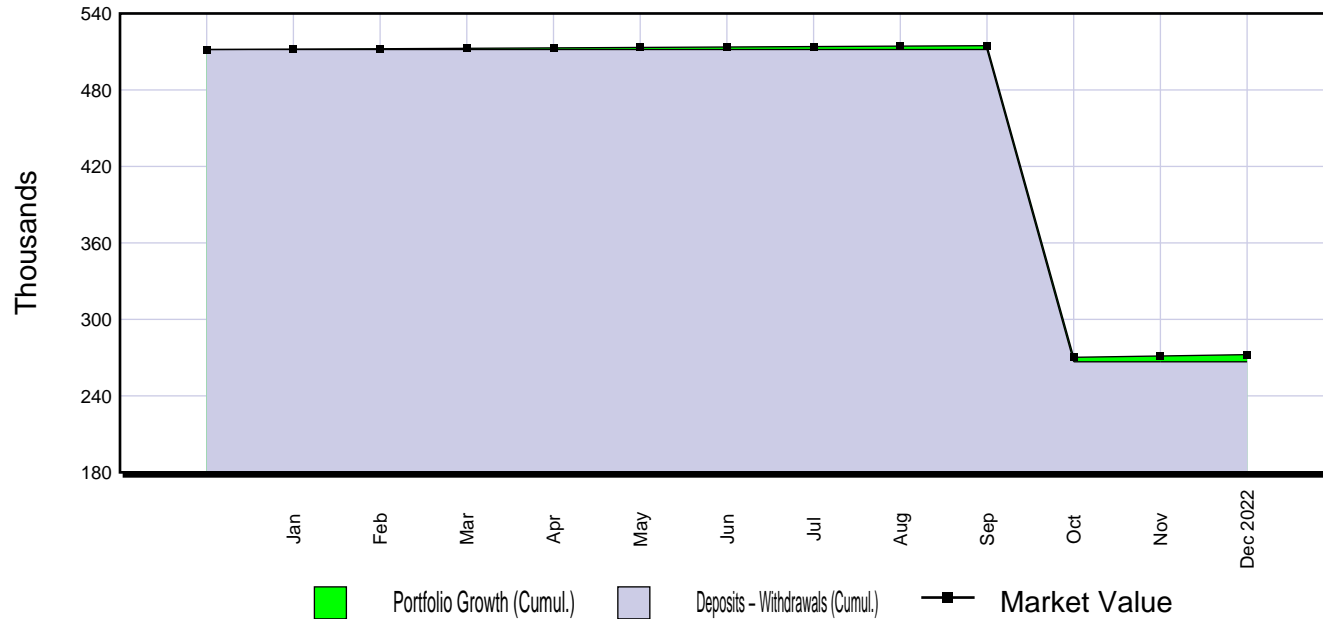
Account Number: 1H5-JT0A-8 CASH ACCOUNT

Fixed Income	Quantity	Average Cost	Book Value	Price	Market Value	% of Assets
CORPORATE BONDS						
PROSPERA GIC 4.65% 19APR23R	269,907.750	100.00	269,907.75	100.000	272,349.12	100.00
Maturity Date: 04/19/2023						
Maturity Value: 276,097.14						
Total Interest Accrued: 2,441.37						
	Total Fixed Income		<u>\$ 269,907.75</u>		<u>\$ 272,349.12</u>	<u>100.00</u>
	Total Portfolio		<u>\$ 269,907.75</u>		<u>\$ 272,349.12</u>	<u>100.00</u>

Disclaimer

*** Assets identified by "****" as well as other off-book holdings and plans such as RDSPs are NOT held by Raymond James and are NOT ELIGIBLE for CIPF coverage. This is NOT an official statement. Refer to your monthly statements to determine which positions are covered by CIPF. Information in this report was obtained from sources believed to be reliable but we are unable to guarantee its completeness and accuracy. We are not responsible for errors in book value (BV). Please check the accuracy of BVs and provide your Advisor with corrections as necessary. BV may be adjusted for subsequent events. Trust unit BV is reduced for return of capital every April relating to prior year distributions. Corporate reorganizations can result in inaccurate BVs. Some mutual fund switches are not taxable but appear in the Gain Loss report. Options exercised do not adjust the BV of the underlying security. Option assignments may not be reported accurately. Review all dispositions with your Tax Advisor before reporting to CRA. Contact your Advisor regarding any error. Yields on step up bonds are an approximation. Return on investment uses the net of fees IRR method.

Client Name: **CITY OF PORT ALBERNI**
 Account Number: 1H5-JT0A-8 CASH ACCOUNT



Rate of Return:

The annualized rate of return from January 1, 2022 to December 31, 2022: 1.23%

The annualized rate of return in the last twelve months: 1.23%

Disclaimer
 *** Assets identified by "****" as well as other off-book holdings and plans such as RDSPs are NOT held by Raymond James and are NOT ELIGIBLE for CIPF coverage. This is NOT an official statement. Refer to your monthly statements to determine which positions are covered by CIPF. Information in this report was obtained from sources believed to be reliable but we are unable to guarantee its completeness and accuracy. We are not responsible for errors in book value (BV). Please check the accuracy of BVs and provide your Advisor with corrections as necessary. BV may be adjusted for subsequent events. Trust unit BV is reduced for return of capital every April relating to prior year distributions. Corporate reorganizations can result in inaccurate BVs. Some mutual fund switches are not taxable but appear in the Gain Loss report. Options exercised do not adjust the BV of the underlying security. Option assignments may not be reported accurately. Review all dispositions with your Tax Advisor before reporting to CRA. Contact your Advisor regarding any error. Yields on step up bonds are an approximation. Return on investment uses the net of fees IRR method.

Client Name: **CITY OF PORT ALBERNI**

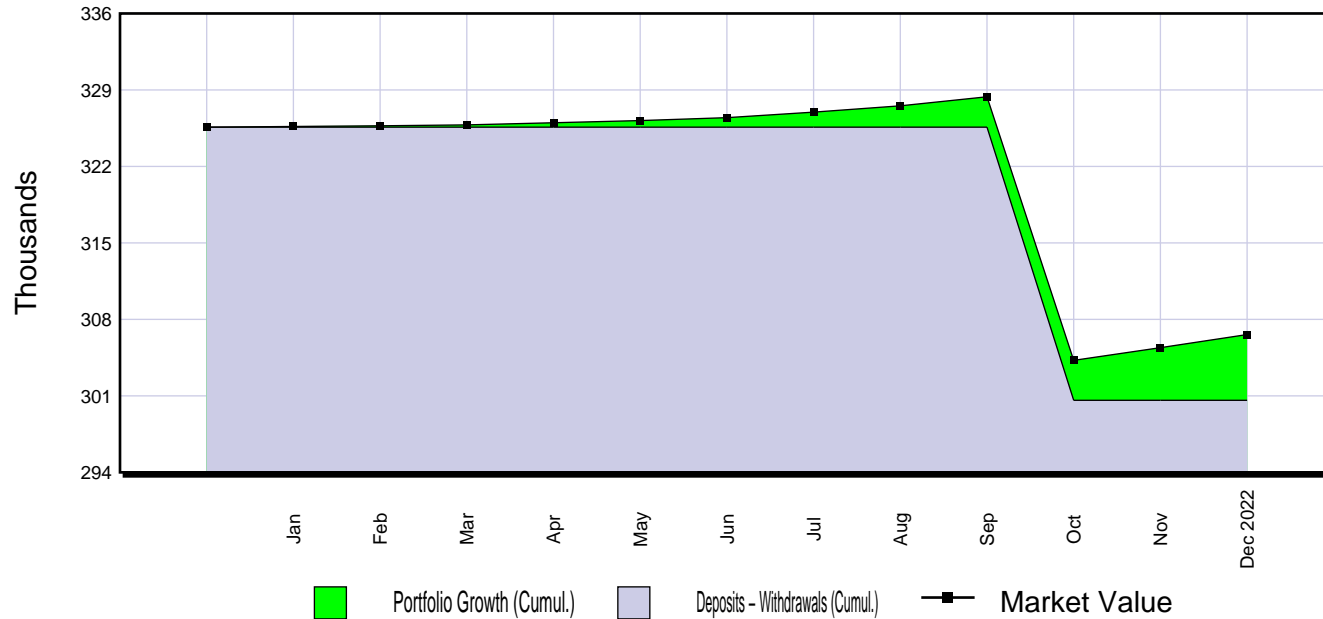
Account Number: 1H5-JT0A-9 CASH ACCOUNT

Fixed Income	Quantity	Average Cost	Book Value	Price	Market Value	% of Assets
CORPORATE BONDS						
PROSPERA GIC 4.65% 19APR23R	303,862.290	100.00	303,862.29	100.000	306,610.79	100.00
Maturity Date: 04/19/2023						
Maturity Value: 310,830.31						
Total Interest Accrued: 2,748.50						
	Total Fixed Income		<u>\$ 303,862.29</u>		<u>\$ 306,610.79</u>	<u>100.00</u>
	Total Portfolio		<u>\$ 303,862.29</u>		<u>\$ 306,610.79</u>	<u>100.00</u>

Disclaimer

*** Assets identified by "****" as well as other off-book holdings and plans such as RDSPs are NOT held by Raymond James and are NOT ELIGIBLE for CIPF coverage. This is NOT an official statement. Refer to your monthly statements to determine which positions are covered by CIPF. Information in this report was obtained from sources believed to be reliable but we are unable to guarantee its completeness and accuracy. We are not responsible for errors in book value (BV). Please check the accuracy of BVs and provide your Advisor with corrections as necessary. BV may be adjusted for subsequent events. Trust unit BV is reduced for return of capital every April relating to prior year distributions. Corporate reorganizations can result in inaccurate BVs. Some mutual fund switches are not taxable but appear in the Gain Loss report. Options exercised do not adjust the BV of the underlying security. Option assignments may not be reported accurately. Review all dispositions with your Tax Advisor before reporting to CRA. Contact your Advisor regarding any error. Yields on step up bonds are an approximation. Return on investment uses the net of fees IRR method.

Client Name: **CITY OF PORT ALBERNI**
 Account Number: 1H5-JT0A-9 CASH ACCOUNT



Rate of Return:

The annualized rate of return from January 1, 2022 to December 31, 2022: 1.88%

The annualized rate of return in the last twelve months: 1.88%

Disclaimer
 *** Assets identified by "****" as well as other off-book holdings and plans such as RDSPs are NOT held by Raymond James and are NOT ELIGIBLE for CIPF coverage. This is NOT an official statement. Refer to your monthly statements to determine which positions are covered by CIPF. Information in this report was obtained from sources believed to be reliable but we are unable to guarantee its completeness and accuracy. We are not responsible for errors in book value (BV). Please check the accuracy of BVs and provide your Advisor with corrections as necessary. BV may be adjusted for subsequent events. Trust unit BV is reduced for return of capital every April relating to prior year distributions. Corporate reorganizations can result in inaccurate BVs. Some mutual fund switches are not taxable but appear in the Gain Loss report. Options exercised do not adjust the BV of the underlying security. Option assignments may not be reported accurately. Review all dispositions with your Tax Advisor before reporting to CRA. Contact your Advisor regarding any error. Yields on step up bonds are an approximation. Return on investment uses the net of fees IRR method.

Client Name: **CITY OF PORT ALBERNI**

Account Number: 1H5-JTVA-0 CASH ACCOUNT – Viridian

No positions to report.

Disclaimer

*** Assets identified by "****" as well as other off-book holdings and plans such as RDSPs are NOT held by Raymond James and are NOT ELIGIBLE for CIPF coverage. This is NOT an official statement. Refer to your monthly statements to determine which positions are covered by CIPF. Information in this report was obtained from sources believed to be reliable but we are unable to guarantee its completeness and accuracy. We are not responsible for errors in book value (BV). Please check the accuracy of BVs and provide your Advisor with corrections as necessary. BV may be adjusted for subsequent events. Trust unit BV is reduced for return of capital every April relating to prior year distributions. Corporate reorganizations can result in inaccurate BVs. Some mutual fund switches are not taxable but appear in the Gain Loss report. Options exercised do not adjust the BV of the underlying security. Option assignments may not be reported accurately. Review all dispositions with your Tax Advisor before reporting to CRA. Contact your Advisor regarding any error. Yields on step up bonds are an approximation. Return on investment uses the net of fees IRR method.

Client Name: **CITY OF PORT ALBERNI**

Account Number: 1H5-JTVA-0 CASH ACCOUNT – Viridian

Nothing to report.

Disclaimer

*** Assets identified by "****" as well as other off-book holdings and plans such as RDSPs are NOT held by Raymond James and are NOT ELIGIBLE for CIPF coverage. This is NOT an official statement. Refer to your monthly statements to determine which positions are covered by CIPF. Information in this report was obtained from sources believed to be reliable but we are unable to guarantee its completeness and accuracy. We are not responsible for errors in book value (BV). Please check the accuracy of BVs and provide your Advisor with corrections as necessary. BV may be adjusted for subsequent events. Trust unit BV is reduced for return of capital every April relating to prior year distributions. Corporate reorganizations can result in inaccurate BVs. Some mutual fund switches are not taxable but appear in the Gain Loss report. Options exercised do not adjust the BV of the underlying security. Option assignments may not be reported accurately. Review all dispositions with your Tax Advisor before reporting to CRA. Contact your Advisor regarding any error. Yields on step up bonds are an approximation. Return on investment uses the net of fees IRR method.