

AGENDA – AUDIT COMMITTEE MEETING
Monday, November 28, 2022 @ 9:30 am
In the City Hall Council Chambers | 4850 Argyle Street, Port Alberni, BC

A. CALL TO ORDER

The Corporate Officer to call the meeting to Order.

B. APPOINTMENT OF CHAIR

THAT Members of the Committee appoint [name to be inserted] as Chair of the Audit Committee for the 2023 calendar year.

C. APPROVAL OF THE AGENDA

1. Recognition of unceded Traditional Territories.
2. Late items identified by Committee Members.
3. Late items identified by the Director of Corporate Services.

That the agenda be approved as circulated.

D. ADOPTION OF MINUTES

1. Minutes from the Audit Committee meeting held on September 22, 2022.

E. UNFINISHED BUSINESS

F. QUARTERLY ANALYSIS OF MAYOR & COUNCIL TRAVEL + DEVELOPMENT EXPENSES

1. Mayor and Council Travel and Development Expenses | 3rd Quarter [July-September].

G. REPORTS [as of September 30, 2022]

1. General Fund Revenue | Pgs. 1-3
2. General Fund Expenses | Pgs. 4-7
3. Sewer Fund Revenue and Expenses | Pg. 8
4. Water Fund Revenue and Expenses | Pg. 9
5. Capital Projects | Pgs. 10-12

H. VENDOR CHEQUE REGISTER REPORT

1. Vendor Cheque Register Report [August 1 – October 31, 2022].

I. INVESTMENTS REPORT

1. Portfolio Review as of September 30, 2022.

J. OTHER COMPETENT BUSINESS

K. QUESTION PERIOD

An opportunity for the public to ask questions of the Committee.

L. ADJOURNMENT

That the meeting adjourn at PM.

MINUTES OF THE AUDIT COMMITTEE
Thursday, September 22, 2022 @ 4:00 PM
City Hall Council Chambers | 4850 Argyle Street, Port Alberni, BC

PRESENT: Councillor D. Washington, Chair
Councillor C. Solda

REGRETS: Councillor R. Paulson

STAFF: S. Smith, Director of Development Services | Deputy Chief Administrative Officer
T. Slonski, Director of Corporate Services
A. McGifford, Director of Finance
T. Feltrin, Receptionist

GALLERY: 3

A. CALL TO ORDER & APPROVAL OF THE AGENDA

The meeting was called to order at 4:00 PM.

MOVED AND SECONDED, THAT the agenda be approved as printed and circulated.

CARRIED

B. ADOPTION OF MINUTES

MOVED AND SECONDED, THAT the minutes of the Audit Committee meeting held on May 24, 2022, be adopted.

CARRIED

C. UNFINISHED BUSINESS

D. QUARTERLY ANALYSIS OF MAYOR AND COUNCIL TRAVEL + DEVELOPMENT EXPENSES

The Director of Finance provided an overview of Mayor and Council travel and development expenses up to June 30, 2022.

E. REPORTS

General Fund - Revenue

Members inquired as follows:

- Line 15190 Vacant Building Registration Permit Fees – what is this?
Owners of commercial properties which remain vacant require a ‘vacant building permit’. Costs for this permit are \$1,000

General Fund - Expenditures

Members inquired as follows:

- Line 22510 Emergency Program (Tsunami Warning) – why is this item over budget?
Repair work to the receiver was higher than anticipated.
- Line 23250 Overhead & Decorative Lighting – what is this?
Hydro charges [majority of cost] and includes maintenance of all overhead and decorative lighting in the City
- Line 23264 Traffic & Railroad Signals – do we have active railroad signals?
We are required to keep the railroad signals maintained.

- 26810 Security Lighting Incentive Program – are we offering this program?
The City did not invite applications this year given program changes are required.

Sewer Revenue Fund Update

No additional information was requested by the Committee.

Water Revenue Fund Update

No additional information was requested by the Committee.

Capital All Funds Update

Members inquired as follows:

- Account 485523 | 6th Ave – Argyle St, Angus St 150 m (ptp wtr st san) – is this project over budget?
Yes, the project is over budget and operational funding will need to be transferred to fund the costs. Additional funding will be transferred from the appropriate fund as required.
- McLean Mill – it seems like the City is paying a lot for McLean Mill when you add up all the expenditures. Would like to see a breakdown of McLean Mill expenses during budget time.
- Account 485586 | Child Care Spaces – Grant – what is this?
This is the Child Care Centre on 8th Avenue, the City received a grant of \$4.1M for this project.
- Water Meter Replacements – is there a report coming?
Yes, the Director of Engineering and Public Works will be providing a report.

F. *VENDOR CHEQUE REGISTER REPORT*

The Director of Finance provided an overview of the vendor cheque register report from May 1, 2022 – July 31, 2022.

- Payment to CopCan Contracting Ltd?
Contractor for the Public Safety Building renovations.
- Payments to Footprints Security Patrol Ltd?
Security services for the Somass Mill site.
- Payments MCM Facilitation & Training?
These expenses are for the Community Action Team, this is a grant funded program.

G. *INVESTMENTS REPORT*

The Director of Finance provided a verbal overview of the City's investment portfolio as of June 30, 2022.

H. *OTHER COMPETENT BUSINESS*

I. *QUESTION PERIOD*

David Wiwchar inquired about expenditures on the Mayor and Council Travel & Development Expenses, in particular lunch expenses for Mayor Minions?
The Mayor is allocated funds to conduct City business.

Leslie Walerius inquired as follows:

- Capital Projects – Line 20008 – is this project over budget?
If there is a requirement for more funding it this will be brought to Council.
- Reserve accounts – was this presented to Council?
This will be brought forward before the end of the year.
- When does the budget process begin?
Internally, the financial planning processes begins in November/December with Council being introduced to the five-year financial planning process in January of the following year e.g., 2023 – 2027 Five Year Financial Plan]. Formal introduction of the financial plans typically takes place at the first CoW meeting in January.
- When will the report on the Water Meter Replacement project be presented?
No date at this time.

J. ADJOURNMENT

MOVED AND SECONDED THAT the meeting be adjourned at 4:30 pm.

CARRIED

CERTIFIED CORRECT

Councillor Dan Washington, Chair

2022 Council Travel and Development

Date	Event	Location	Mayor	Councillor	Councillor	Councillor	Councillor	Councillor	Councillor	Total	
			Minions	Corbeil	Haggard	Paulson	Poon	Solda	Washington		
January 1, 2022	BC Economic Development Association - 2022 Econ. Summit	Virtual	341.25	-	341.25	-	-	-	-	\$ 682.50	
January 6, 2022	Truck Loggers Assoc. Conference - Jan 12-14 - registration	Vancouver	1,202.25	1,202.25	-	-	-	-	-	\$ 2,404.50	
January 6, 2022	Truck Loggers Assoc. Conference - Jan 12-14 - virtual reduced	Virtual	- 1,052.25	- 1,052.25	150.00	-	-	-	-	\$ (1,954.50)	
January 6, 2022	BC Economic Development Association - 2022 Econ. Summit	Virtual	- 231.00	-	- 231.00	-	-	-	-	\$ (462.00)	
January 7, 2022	UBCM - Hotel room deposit - Sept 12-16	Whistler	222.34	221.90	232.00	232.00	221.90	232.00	221.90	\$ 1,584.04	
January 31, 2022	Lunch - Council meetings	Port Alberni	14.63	14.63	14.63	14.63	14.63	14.63	14.62	\$ 102.40	
February 17, 2022	Steampunk - Lunch meeting	City Hall	22.36							\$ 22.36	
March 9, 2022	AVICC Convention April 1-3 - Registration	Victoria	412.60	350.00		412.60	425.00			\$ 1,600.20	
March 11, 2022	Meeting - Lunch - Chances Rim Rock	Port Alberni	61.73							\$ 61.73	
March 14, 2022	Meeting - Lunch - Starboard Grill	Port Alberni	46.31							\$ 46.31	
March 17, 2022	Business Examiner Awards - Hotel, regist., km's, per diem	Victoria	579.45							\$ 579.45	
March 25, 2022	AVCOC - Opioid Session	Port Alberni	10.00							\$ 10.00	
March 28, 2022	AVCOC - AGM	Port Alberni	26.20		26.20					\$ 52.40	
March 30, 2022	AVCOC - Welcome back event - cancelled - credit coming	Port Alberni	31.50							\$ 31.50	
March 30, 2022	AVCOC - Community Excellence Awards	Port Alberni	90.00		90.00					\$ 180.00	
March 31, 2022`	VI Business Awards Banquet	Victoria	147.00							\$ 147.00	
March 31, 2022	FCM Conference - Virtual Registration	Virtual				537.60				\$ 537.60	
March 31, 2022	FCM - June 1-5 22 Flight and registration	Regina	1,315.91		1,315.91					\$ 2,631.82	
April 3, 2022	AVICC Convention - Hotel, Mileage, Per Diem	Victoria	\$ 1,033.31				\$ 294.29			\$ 1,327.60	
April 4, 2022	AVICC Convention - Hotel	Victoria				\$ 506.30	\$ 726.45			\$ 1,232.75	
April 21, 2022	COFI Convention - Flight	Vancouver		\$ 265.99						\$ 265.99	
April 26, 2022	COFI Convention - Hotel, Mileage, Flight, Per Diem	Vancouver	\$ 772.25							\$ 772.25	
April 29, 2022	Starboard Grill - Lunch meeting	City Hall	\$ 80.02							\$ 80.02	
May 9, 2022	Steampunk - all day Council - morning meal	City Hall	\$ 16.18	\$ 16.18	\$ 16.18	\$ 16.18	\$ 16.18	\$ 16.18	\$ 16.18	\$ 113.26	
May 9, 2022	Valley Catering - all day Council - afternoon meal	City Hall	\$ 23.47	\$ 23.47	\$ 23.47	\$ 23.47	\$ 23.47	\$ 23.47	\$ 23.47	\$ 164.29	
May 10, 2022	Nanaimo Non Profit Housing Assoc. Presentation - Parking, Mileage, Per Diem	Nanaimo	\$ 111.25							\$ 111.25	
May 23, 2022	Cumberland Victoria Day Parade	Cumberland	\$ 128.00							\$ 128.00	
June 1, 2022	FCM - Conference - Parking, Taxi's, Hotel, Per Diem	Regina	\$ 1,429.90							\$ 1,429.90	
July 29, 2022	UBCM - Convention costs	Whistler	\$ 1,174.00	\$ 725.00	\$ 975.00	\$ 710.00	\$ 875.00	\$ 915.00	\$ 1,000.00	\$ 6,374.00	
August 18, 2022	Chances Rim Rock	Port Alberni	\$ 47.36	\$ 47.36	\$ 47.36	\$ 47.36	\$ 47.36	\$ 47.36	\$ 47.36		
September 9, 2022	UBCM - Hotel cost	Whistler	\$ 1,073.00	\$ 1,073.00	\$ 1,073.00	\$ 658.10	\$ 1,073.00	\$ 1,251.50	\$ 1,073.00	\$ 7,274.60	
September 19, 2022	UBCM - Per diems and travel	Whistler	\$ 217.14	\$ 818.35	\$ 731.59	\$ 507.54		\$ 544.02	\$ 447.78	\$ 3,266.42	
Total - 1st Quarter (January - March 2022)			\$ 3,240.28	\$ 736.53	\$ 1,938.99	\$ 1,196.83	\$ 661.53	\$ 246.63	\$ 236.52	\$ 8,257.31	
Total - 2nd Quarter (April - June 2022)			\$ 3,594.38	\$ 305.64	\$ 39.65	\$ 545.95	\$ 1,060.39	\$ 39.65	\$ 39.65	\$ 5,625.31	
Total - 3rd Quarter (July - September 2022)			\$ 2,511.50	\$ 2,663.71	\$ 2,826.95	\$ 1,923.00	\$ 1,995.36	\$ 2,757.88	\$ 2,568.14	\$ 17,246.54	
Total - 4th Quarter (October - December 2022)			\$ -	\$ -	\$ -	\$ -	\$ -	\$ -	\$ -	\$ -	
TOTALS - YTD 2022			\$ 9,346.16	\$ 3,705.88	\$ 4,805.59	\$ 3,665.78	\$ 3,717.28	\$ 3,044.16	\$ 2,844.31	\$ 31,129.16	
		FCM	\$ 4,599.32							Budget	\$ 55,000.00
		AVICC	\$ 4,160.55							Balance	\$ 23,870.84
		UBCM	\$ 18,499.06								
PRIOR YEAR:											
Total - 1st Quarter (January - March 2021)			\$ 1,247.20	\$ 890.36	\$ 1,235.36	\$ 890.36	\$ 890.36	\$ 790.36	\$ 890.36	\$ 890.36	\$ 6,834.34
Total - 2nd Quarter (April - June 2021)			\$ 1,059.42	\$ 99.00	\$ 746.73	\$ 746.73	\$ 744.72	\$ -	\$ 99.00	\$ 99.00	\$ 3,495.60
Total - 3rd Quarter (July - September 2021)			\$ (921.75)	\$ 475.00	\$ 475.00	\$ 475.00	\$ 475.00	\$ 237.50	\$ 475.00	\$ 475.00	\$ 1,690.75
Total - 4th Quarter (October - December 2021)			\$ 28.57	\$ 157.57	\$ 290.02	\$ 28.57	\$ 28.57	\$ 28.57	\$ 28.57	\$ 28.57	\$ 590.44
TOTALS - Year-End 2021			\$ 1,413.44	\$ 1,621.93	\$ 2,747.11	\$ 2,140.66	\$ 2,138.65	\$ 1,056.43	\$ 1,492.93	\$ 12,611.13	



CITY OF PORT ALBERNI - Audit Committee
GENERAL FUND - REVENUE
2022-2026 FINANCIAL PLAN & YTD

(unaudited)

	Budget 2022	YTD September 30, 2022	\$ Variance	% or Budget	YTD September 30, 2021
REAL PROPERTY TAXES					
11111 General Purposes - Taxes	25,440,000	25,429,002	10,998	99.96%	23,671,461
11112 Debt Purposes - Taxes	211,671	211,451	220	99.90%	21,699
<i>TAX LEVY</i>	25,651,671	25,640,453	11,218	99.96%	23,693,160
11211 Special Area Levy	14,650	12,882	1,768	87.93%	14,266
<i>SPECIAL ASSESSMENTS</i>	14,650	12,882	1,768	87.93%	14,266
11910 Utility Tax 1%	746,741	744,051	2,690	99.64%	736,720
TAXES	26,413,062	26,397,385	15,677	99.94%	24,444,145
FEDERAL GOVERNMENT					
12110 Federal Building Grant	575	522	53	90.80%	577
12210 CBC Grant	3,200	3,502	(302)	109.45%	3,254
PROVINCIAL GOVERNMENT					
12310 Provincial Government Grant	50,000	-	50,000	0.00%	-
12410 BC Hydro	100,000	106,065	(6,065)	106.07%	100,866
12411 Public Housing Grant (in lieu of taxes)	80,000	(4,093)	84,093	-5.12%	-
OTHER ENTITIES					
12910 University of Victoria	180	225	(45)	125.00%	-
<i>GRANTS IN LIEU OF TAXES</i>	233,955	106,222	127,733	45.40%	104,697
SERVICES PROVIDED TO GOVERNMENT					
13121 PRISONER EXPENSE RECOVERY	100,000	29,719	70,281	29.72%	48,855
SALES OF SERVICES					
14120 ADMINISTRATION SERVICE CHARGE	45,000	22,978	22,022	51.06%	36,492
14221 Law Enforcement Service Charge	141,500	179,899	(38,399)	127.14%	26,804
14241 Fire Department Service Charge	198,338	3,524	194,814	1.78%	11,049
<i>PROTECTIVE SERVICES</i>	339,838	183,423	156,415	53.97%	37,854
14310 Public Works Service Charge	77,600	5,617	71,983	7.24%	18,857
14400 Public Transit Revenue	288,230	247,138	41,092	85.74%	446,746
<i>TRANSPORTATION SERVICES</i>	365,830	252,755	113,075	69.09%	465,603
14433 Commercial Solid Waste Collection	10,000	9,280	720	92.80%	10,611
14434 Residential Solid Waste Collection	1,381,260	804,917	576,343	58.27%	463,299
14434 Recycle BC Collection Incentive	287,239	196,454	90,785	68.39%	-
<i>CURBSIDE WASTE COLLECTION</i>	1,678,499	1,010,651	667,848	60.21%	473,910
14516 PUBLIC HEALTH-CEMETERIES	66,600	63,879	2,721	95.91%	51,818
14550 PLANNING ADMINISTRATION	46,100	30,054	16,046	65.19%	40,482
14560 ECONOMIC DEVELOPMENT	8,500	108,800	(100,300)	1280.00%	187,510
14600 Marine Commercial Building	87,000	46,425	40,575	53.36%	65,262
14601 Port Building	26,000	16,682	9,318	64.16%	18,080
14602 Market Square	30,000	18,217	11,783	60.72%	15,049
14690 A. H. Q. Miscellaneous Revenue	2,500	-	2,500	0.00%	-
<i>ALBERNI HARBOUR QUAY</i>	145,500	81,323	64,177	55.89%	98,391
RECREATION SERVICES					
RECREATION FACILITIES					
14710 Gyro Youth Centre	6,000	4,554	1,446	75.90%	1,446
14712 Echo '67 Centre	206,121	124,177	81,944	60.24%	120,297
14714 Glenwood Centre	39,600	24,686	14,914	62.34%	8,375
14716 Echo Aquatic Centre	42,344	26,366	15,978	62.27%	9,907
14718 AV Multiplex	388,356	371,623	16,733	95.69%	178,666
14720 Stadium & Athletic Fields	29,683	10,875	18,808	36.64%	5,817
RECREATION PROGRAMS					
SPORT PROGRAMS					
14730 Glenwood Centre	3,090	117	2,973	3.79%	925
14732 Echo Aquatic Centre	89,000	129,353	(40,353)	145.34%	46,756
14734 AV Multiplex	10,800	13,375	(2,575)	123.84%	7,830
LEISURE PROGRAMS					
14738 Children's Programs	92,000	176,936	(84,936)	192.32%	70,336
14740 Youth Programs & Services	30,500	12,852	17,648	42.14%	9,248
14742 Adult Programs	49,000	35,174	13,826	71.78%	12,619



CITY OF PORT ALBERNI - Audit Committee
GENERAL FUND - REVENUE
2022-2026 FINANCIAL PLAN & YTD

(unaudited)

	Budget 2022	YTD September 30, 2022	\$ Variance	% or Budget	YTD September 30, 2021
14750 Special Events	1,000	1,627	(627)	162.69%	-
COMMUNITY SERVICES					
14760 Community Services Misc Revenue	4,101	4,490	(389)	109.48%	1,390
14770 Contributions & Grants	128,447	9,130	119,317	7.11%	121,431
<i>RECREATION SERVICES</i>	1,120,042	945,335	174,707	84.40%	595,042
CULTURAL SERVICES					
MUSEUM SERVICES					
14810 Museum-Sales & Service	38,600	46,091	(7,491)	119.41%	6,702
14820 Museum-Federal Grants	3,400	-	3,400	0.00%	-
14830 Museum-Provincial Grants	65,000	68,750	(3,750)	105.77%	463,400
<i>CULTURAL SERVICES</i>	107,000	114,841	(7,841)	107.33%	470,102
<i>SALES OF SERVICES</i>	3,922,909	2,814,040	1,108,869	71.73%	2,457,203
OTHER REVENUE OWN SOURCES					
15110 Business Licence Fees	165,000	151,642	13,358	91.90%	164,451
15160 Dog Licence Fees	11,000	12,734	(1,734)	115.76%	10,118
15170 Building & Plumbing Permit Fees	300,000	241,094	58,906	80.36%	179,474
15181 Other Const/Demolition Permit Fees	500	240	260	48.00%	180
15190 Vacant Bldg Registration Permit Fees	1,000	-	1,000	0.00%	-
<i>LICENCES & PERMITS</i>	477,500	405,709	71,791	84.97%	354,222
15210 FINES & PARKING TICKETS	17,000	7,167	9,833	42.16%	7,303
15320 RENTALS	153,500	106,923	46,577	69.66%	192,403
15510 Interest On Investments	240,000	7,385	232,615	3.08%	10,692
15590 Other Interest	36,000	79,295	(43,295)	220.26%	31,273
<i>RETURN ON INVESTMENTS</i>	276,000	86,681	189,319	31.41%	41,965
15611 Current Tax Penalties	145,000	131,786	13,214	90.89%	110,122
15621 Arrears & Delinquent Tax Interest	48,600	28,747	19,853	59.15%	24,339
15625 Residential Garbage Penalties	16,500	7,943	8,557	48.14%	5,146
<i>PENALTIES & INTEREST</i>	210,100	168,477	41,623	80.19%	139,608
15930 Miscellaneous Revenue	203,500	97,283	106,217	47.80%	159,382
15940 Miscellaneous Revenue-IT Services	28,275	-	28,275	0.00%	-
<i>MISCELLANEOUS REVENUE</i>	231,775	97,283	134,492	41.97%	159,382
OTHER REVENUE OWN SOURCES	1,365,875	872,239	493,636	63.86%	894,884
UNCONDITIONAL TRANSFERS OTHER GOV'T					
PROVINCIAL GOVERNMENT					
16212 Small Community Protection Grant	235,000	226,000	9,000	96.17%	235,000
16214 Revenue Sharing - Traffic Fines	345,000	290,165	54,835	84.11%	342,501
16215 Community Gaming Revenue	445,840	346,083	99,757	77.63%	-
<i>UNCOND TFRS OTHER GOV'T</i>	1,025,840	862,248	163,592	84.05%	577,501
CONDITIONAL TRANSFERS OTHER					
18120 Grants/Contributions UBCM/FCM	-	-	-	-	-
18121 Grants/Contributions Other	70,000	-	70,000	0.00%	-
<i>CONDITIONAL TRANSFERS - OTHER</i>	70,000	-	70,000	0.00%	-
OTHER TRANSFERS & COLLECTIONS					
19110 Cemetery Trust Fund	2,000	-	2,000	0.00%	-
19114 Operating Funds From Prior Years	1,422,000	-	1,422,000	0.00%	-
19115 Transfer from RCMP Surplus Reserve	191,462	-	191,462	0.00%	-
<i>TRANSFERS FROM OWN RESERVES</i>	1,615,462	-	1,615,462	0.00%	-
COLLECTIONS FOR OTHER GOV'T					
19811 Non-Residential School Tax	1,749,007	2,051,805	(302,798)	117.31%	1,932,895
19812 Residential School Tax	4,380,106	4,591,051	(210,945)	104.82%	4,075,247
<i>COLLECTIONS FOR OTHER GOV'T</i>	6,129,113	6,642,856	(513,743)	108.38%	6,008,142
REGIONAL GOVERNMENT					
19820 Alberni-Clayoquot Regional Hosp Dist	680,000	695,657	(15,657)	102.30%	671,290
19821 Alberni-Clayoquot Regional District	1,491,725	1,595,463	(103,738)	106.95%	1,462,145
<i>REGIONAL GOVERNMENT</i>	2,171,725	2,291,120	(119,395)	105.50%	2,133,435
JOINT BOARDS AND COMMISSIONS					
19830 Municipal Finance Authority	700	960	(260)	137.11%	706
19831 BC Assessment	182,810	208,666	(25,856)	114.14%	184,354



CITY OF PORT ALBERNI - Audit Committee
GENERAL FUND - REVENUE
2022-2026 FINANCIAL PLAN & YTD

(unaudited)

	Budget 2022	YTD September 30, 2022	\$ Variance	% or Budget	YTD September 30, 2021
JOINT BOARDS AND COMMISSIONS	183,510	209,626	(26,116)	114.23%	185,061
OTHER TRANSFERS, COLLECTIONS	8,484,348	9,143,602	(659,254)	107.77%	8,326,638
GENERAL FUND REVENUE	43,231,451	40,225,455	3,005,996	93.05%	36,853,923



CITY OF PORT ALBERNI - Audit Committee
GENERAL FUND - EXPENSE
2022-2026 FINANCIAL PLAN

(unaudited)

	Budget 2022	YTD September 30, 2022	\$ Variance	% or Budget	YTD September 30, 2021
GENERAL GOVERNMENT SERVICE					
LEGISLATIVE					
21110 Mayor	49,183	35,933	13,250	73.06%	34,693
21130 Council	139,263	96,635	42,628	69.39%	92,803
21190 Receptions and Other Services	34,000	15,583	18,417	45.83%	22,488
<i>LEGISLATIVE</i>	222,446	148,151	74,295	66.60%	149,984
GENERAL ADMINISTRATION					
ADMINISTRATIVE					
21211 Chief Administrative Officer	185,751	140,827	44,924	75.81%	151,190
21212 Corporate Services	599,424	477,755	121,669	79.70%	355,730
21215 Legal Services	25,000	27,971	(2,971)	111.88%	167,162
21216 Bylaw Enforcement	503,370	380,301	123,069	75.55%	177,878
22140 Parking Enforcement	25,000	-	25,000	0.00%	-
21217 Bylaw Enforcement Vehicles	14,820	12,384	2,436	83.56%	10,660
FINANCIAL MANAGEMENT					
21221 Financial Management Administration	898,099	579,212	318,887	64.49%	610,248
21225 External Audit	34,500	13,650	20,850	39.57%	21,525
21226 Purchasing Administration	137,845	108,860	28,985	78.97%	104,895
21229 Other Financial Management	47,500	40,593	6,907	85.46%	2,900
COMMON SERVICES					
21222 Administration Vehicle	10,100	8,450	1,650	83.67%	6,296
21252 City Hall	116,727	99,059	17,668	84.86%	120,231
21253 Other City Buildings	2,100	1,562	538	74.38%	-
21259 Other Common Services	462,500	362,776	99,724	78.44%	496,024
21260 Carbon Offsets	45,000	-	45,000	0.00%	-
INFORMATION SERVICES					
21261 Information Services	751,625	554,652	196,973	73.79%	655,095
OTHER ADMINISTRATIVE SERVICES					
21282 Appraisals	25,000	-	25,000	0.00%	-
21283 Personnel (Human Resources)	379,686	228,482	151,204	60.18%	215,468
21285 Employee Wellness (EFAP)	15,372	9,575	5,797	62.29%	9,952
RECOVERIES					
21290 Administration Services Recovered	(493,000)	(387,900)	(105,100)	78.68%	(380,619)
<i>GENERAL ADMINISTRATION</i>	3,786,419	2,658,210	1,128,209	70.20%	2,724,635
21911 Election Expense	25,240	11,699	13,541	46.35%	-
21920 Training and Development	148,937	83,083	65,854	55.78%	47,845
21925 Council Travel and Development	55,000	31,129	23,871	56.60%	12,611
21930 Insurance	376,750	372,540	4,210	98.88%	434,885
21931 Damage Claims	21,000	9,091	11,909	43.29%	1,260
21950 Grants In Aid	11,000	11,000	-	100.00%	4,300
<i>OTHER GENERAL GOV'T SERVICES</i>	637,927	518,542	119,385	81.29%	500,901
GENERAL GOVERNMENT SERVICE	4,646,792	3,324,902	1,321,890	71.55%	3,375,520
PROTECTIVE SERVICES					
22121 Police Services Contract	6,053,092	3,116,470	2,936,622	51.49%	3,690,114
22122 Police Services Administration	1,139,285	821,710	317,575	72.13%	900,137
22123 Police Services Consulting	32,000	-	32,000	0.00%	-
22130 Community Policing	191,462	102,554	88,908	53.56%	85,564
22160 Police Building Maintenance	145,283	169,003	(23,720)	116.33%	157,334
22180 Detention & Custody of Prisoners	512,040	379,079	132,961	74.03%	370,388
<i>POLICE PROTECTION</i>	8,073,162	4,588,817	3,484,345	56.84%	5,203,538
22411 Fire Protection Administration	382,873	246,793	136,080	64.46%	242,078
22421 Fire Crew	2,906,820	2,281,603	625,217	78.49%	2,070,378
22422 Personnel Expense	52,077	25,827	26,250	49.59%	44,749
22431 Communication System	8,500	6,158	2,342	72.44%	4,781
22440 Fire Investigation	2,000	-	2,000	0.00%	-
22441 Fire Prevention	177,279	123,137	54,142	69.46%	138,155
22471 Fire Building Maintenance	102,713	57,417	45,296	55.90%	33,776
22480 Vehicle Repair & Maintenance	386,778	318,568	68,210	82.36%	264,950
22481 Sundry Equipment Repair & Mtce	26,999	8,686	18,313	32.17%	24,952
22482 Fire Fighting Tools/Supplies Purchases	40,557	22,974	17,583	56.65%	29,696
<i>FIRE PROTECTION</i>	4,086,596	3,091,162	995,434	75.64%	2,853,516
22510 Emergency Program (Tsunami Warning)	570	1,781	(1,211)	312.46%	458
22921 Building & Plumbing Inspection	207,250	110,612	96,638	53.37%	104,366
22926 Building Inspector Vehicle	3,946	4,933	(987)	125.00%	1,929
22931 Animal Control Services Contract	149,264	110,836	38,428	74.25%	98,540
<i>OTHER PROTECTION</i>	360,460	226,380	134,080	62.80%	204,835



CITY OF PORT ALBERNI - Audit Committee
GENERAL FUND - EXPENSE
2022-2026 FINANCIAL PLAN

(unaudited)

	Budget 2022	YTD September 30, 2022	\$ Variance	% or Budget	YTD September 30, 2021
PROTECTIVE SERVICES	12,520,788	7,908,140	4,612,648	63.16%	8,262,347
TRANSPORTATION SERVICE					
COMMON SERVICES					
23110 Engineering Administration	744,065	580,111	163,954	77.97%	545,561
23121 Engineering Consulting Services	50,000	91,619	(41,619)	183.24%	29,502
PUBLIC WORKS ADMINISTRATION					
23129 Clerical & Reception-Operation	126,145	94,540	31,605	74.95%	95,601
23130 Supervision Operations	456,660	261,527	195,133	57.27%	304,676
23134 Small Tools/Equipment/Supplies	41,819	24,420	17,399	58.40%	26,075
23136 Works Yard Maintenance	114,299	72,747	41,552	63.65%	64,434
23137 Main Building Maintenance	166,773	112,064	54,709	67.20%	107,937
23138 Shop Overhead	76,955	64,217	12,738	83.45%	57,419
23160 General Equipment Maintenance	666,224	668,579	(2,355)	100.35%	445,238
23161 Vehicle Maintenance & Replacement	11,987	31,755	(19,768)	264.91%	8,292
23162 Supv Vehicle Mtce & Replacement	35,756	14,868	20,888	41.58%	25,206
<i>COMMON SERVICES</i>	2,490,683	2,016,447	474,236	80.96%	1,709,942
ROAD TRANSPORTATION					
ROADS AND STREETS					
23205 Customer Service Requests-Streets	18,198	24,873	(6,675)	136.68%	22,050
23210 Small Tools/Supplies-Streets	12,226	-	12,226	0.00%	28,703
23220 Streets Inspections	42,006	35,414	6,592	84.31%	58,162
23231 Roadway Surfaces Maintenance	782,640	221,934	560,706	28.36%	342,769
23233 Road Allowance Maintenance	341,067	247,051	94,016	72.43%	326,233
23234 New Driveway Crossings	14,341	-	14,341	0.00%	25,527
23236 Street Sweeping	244,174	139,386	104,788	57.08%	182,014
23237 Snow & Ice Removal	198,088	202,399	(4,311)	102.18%	80,874
BRIDGES AND RETAINING WALLS					
23241 Bridges & Retaining Walls	80,400	8,073	72,327	10.04%	4,088
STREET LIGHTING					
23250 Overhead & Decorative Lighting	314,181	337,785	(23,604)	107.51%	230,055
23261 Signs & Traffic Marking	242,875	175,698	67,177	72.34%	149,325
23264 Traffic & Railroad Signals	10,060	19,229	(9,169)	191.14%	44,696
PARKING					
23272 Off-Street Parking	14,500	12,210	2,290	84.20%	8,723
OTHER					
23291 Gravel	188,940	40,360	148,580	21.36%	89,207
<i>ROADS & STREETS</i>	2,503,696	1,464,412	1,039,284	58.49%	1,592,427
STORM DRAINAGE					
OPEN DRAINAGE					
23311 Ditch, Creek & Dyke Maintenance	68,543	55,004	13,539	80.25%	93,386
STORM SEWERS					
23331 Storm Sewer Maintenance	130,436	43,922	86,514	33.67%	120,705
23333 Storm Sewer Pump Station	9,240	24,941	(15,701)	269.93%	12,134
23335 Storm Sewer Connections	121,795	96,399	25,396	79.15%	71,193
<i>STORM DRAINAGE</i>	330,014	220,266	109,748	66.74%	297,418
OTHER COMMON SERVICES					
23881 Training Program	39,371	77,395	(38,024)	196.58%	21,217
23882 Safety	29,766	26,035	3,731	87.47%	18,915
23884 Special Streets Work Orders	2,935	820	2,115	27.92%	457
<i>OTHER COMMON SERVICES</i>	72,072	104,250	(32,178)	144.65%	40,589
OTHER					
23510 PUBLIC TRANSIT	1,016,832	736,064	280,768	72.39%	675,651
RECOVERIES					
23951 General Overhead Recovery	(893,000)	(581,401)	(311,599)	65.11%	(543,640)
23952 Main Building Expense Recovery	(24,000)	(18,000)	(6,000)	75.00%	(18,000)
23953 Shop Overhead Recovery	(107,800)	(51,880)	(55,920)	48.13%	(50,410)
23958 Equipment Charges Recovery	(587,800)	(303,230)	(284,570)	51.59%	(319,519)
23959 Gravel Cost Recovery	(112,000)	(48,111)	(63,889)	42.96%	(56,076)
<i>RECOVERIES</i>	(1,724,600)	(1,002,622)	(721,978)	58.14%	(987,645)
TRANSPORTATION SERVICE	4,688,697	3,538,817	1,149,880	75.48%	3,328,382
ENVIRONMENTAL HEALTH SERVICES					
SOLID WASTE COLLECTION					



CITY OF PORT ALBERNI - Audit Committee
GENERAL FUND - EXPENSE
2022-2026 FINANCIAL PLAN

(unaudited)

	Budget 2022	YTD September 30, 2022	\$ Variance	% or Budget	YTD September 30, 2021
24320 Residential Waste Collection	928,988	575,498	353,490	61.95%	365,648
24322 Solid Waste Containers Purchase & Mtce	15,500	113	15,388	0.73%	38,811
24323 Solid Waste Disposal Fees	525,000	377,425	147,575	71.89%	294,180
24324 City Facility Solid Waste Collection	12,000	792	11,208	6.60%	7,124
ENVIRONMENTAL HEALTH	1,481,488	953,827	527,661	64.38%	705,763
PUBLIC HEALTH					
25161 Cemetery Maintenance	16,239	17,668	(1,429)	108.80%	8,510
25162 Interments	39,274	53,363	(14,089)	135.87%	29,652
25163 Memorial Marker Installation	24,353	29	24,324	0.12%	18,285
<i>CEMETERIES</i>	79,866	71,060	8,806	88.97%	56,448
PUBLIC HEALTH	79,866	71,060	8,806	88.97%	56,448
DEVELOPMENT SERVICES					
26129 Planning Administration	662,860	454,651	208,209	68.59%	355,101
26132 Consulting Services - OCP - Somass	350,000	137,112	212,888	39.17%	-
<i>RESEARCH AND PLANNING</i>	1,012,860	591,763	421,097	58.42%	355,101
26234 Business Development	80,000	57,903	22,097	72.38%	102,890
26235 Economic Development	404,138	337,706	66,432	83.56%	449,949
26237 Community Serv-Community Inv Program	33,200	39,815	(6,615)	119.92%	6,221
26238 Community Serv-Community Engagement	500	-	500	0.00%	-
<i>COMMUNITY DEVELOPMENT</i>	517,838	435,425	82,413	84.09%	559,059
26701 Alberni Harbour Quay Overhead	18,360	30,737	(12,377)	167.42%	17,317
26770 Harbour Quay - Buildings Maintenance	143,727	66,544	77,183	46.30%	50,849
<i>ALBERNI HARBOUR QUAY</i>	162,087	97,282	64,805	60.02%	68,166
OTHER ENVIRONMENTAL DEVELOPMENT					
26810 Security Lighting Incentive Program	25,000	-	25,000	0.00%	-
26911 Chamber of Commerce Visitor Centre	89,167	85,688	3,479	96.10%	85,688
<i>OTHER</i>	114,167	85,688	28,479	75.05%	85,688
ENVIRONMENTAL DEVELOPMENT	1,806,952	1,210,157	596,795	66.97%	1,068,015
PARKS, RECREATION & HERITAGE					
RECREATION FACILITIES					
ADMINISTRATION					
27110 Parks, Recreation & Heritage Mgmt Serv	630,826	381,357	249,469	60.45%	321,448
COMMUNITY CENTRES AND HALLS					
27120 Gyro Youth Centre Maintenance	59,349	55,447	3,902	93.43%	48,880
27126 Glenwood Skate Shop	1,560	444	1,116	28.49%	583
27128 Glenwood Centre Maintenance	74,695	66,055	8,641	88.43%	46,103
27129 Bob Dailey Stadium	19,397	6,984	12,413	36.00%	41,680
27130 Echo Activity Centre Maintenance	258,986	188,091	70,895	72.63%	191,530
27134 Echo Aquatic Maintenance	456,698	327,657	129,041	71.74%	326,368
27140 AV Multiplex Concessions	160,607	124,960	35,647	77.80%	-
27142 AV Multiplex Skate Shop	4,000	-	4,000	0.00%	-
27144 AV Multiplex Maintenance	911,714	677,789	233,925	74.34%	625,411
27146 Parks Building & Fieldhouses	109,834	96,081	13,753	87.48%	90,603
27148 Echo Park Complex	64,622	28,496	36,126	44.10%	37,864
RECREATION PROGRAMS					
SPORT PROGRAMS					
27156 Glenwood Centre Programs	10,000	17,262	(7,262)	172.62%	7,585
27160 Echo Aquatic Programs	619,377	465,175	154,202	75.10%	319,614
27163 AV Multiplex Programs	223,899	149,758	74,141	66.89%	114,451
LEISURE PROGRAMS					
27166 Leisure Service Programs	171,892	77,893	93,999	45.32%	120,067
27170 Youth Services and Programs	56,995	25,266	31,729	44.33%	5,708
27173 Children's Programs	61,354	205,330	(143,976)	334.66%	84,912
27180 Adult Programs	15,000	29,083	(14,083)	193.88%	4,051
SPECIAL EVENTS					
27190 Special Events	21,000	2,671	18,329	12.72%	2,528
27198 Vehicle Maintenance & Repair	13,564	12,019	1,545	88.61%	9,998
RECREATION FACILITIES & PROGRAMS	3,945,369	2,937,817	1,007,552	74.46%	2,399,403
PARKS AND PLAYGROUNDS					
27210 Parks & Facility Management Services	282,398	230,853	51,545	81.75%	185,740
27215 Parks Maintenance	1,009,863	626,221	383,642	62.01%	501,193
27220 Horticultural Services	416,916	237,810	179,107	57.04%	287,440
27225 Vehicles & Equipment Mtce & Repair	152,261	171,747	(19,486)	112.80%	109,888
27230 Parks Upgrading	52,942	19,689	33,253	37.19%	17,966
27499 Equipment Recovery	(91,895)	(59,742)	(32,153)	65.01%	(52,465)
PARKS & PLAYGROUNDS	1,822,485	1,226,578	595,907	67.30%	1,049,763



CITY OF PORT ALBERNI - Audit Committee
GENERAL FUND - EXPENSE
2022-2026 FINANCIAL PLAN

(unaudited)

	Budget 2022	YTD September 30, 2022	\$ Variance	% or Budget	YTD September 30, 2021
CULTURAL SERVICES					
27510 Museum Services	222,159	111,363	110,796	50.13%	145,907
27515 Museum Programs-Curatorial	54,500	41,023	13,477	75.27%	34,911
27516 Museum Programs-Permanent Exhibits	3,000	89	2,911	2.96%	2,233
27517 Museum Programs-Temporary Exhibits	28,200	15,718	12,482	55.74%	2,260
27530 Industrial Collections	39,188	37,414	1,774	95.47%	23,263
27550 Museum Maintenance	89,581	31,777	57,804	35.47%	59,544
27600 Vancouver Island Regional Library	839,444	629,583	209,861	75.00%	603,467
27700 McLean Mill Operator Agreement	150,000	75,000	75,000	50.00%	75,000
27710 McLean Mill City operations	74,274	52,452	21,822	70.62%	76,265
CULTURAL SERVICES	1,500,346	994,418	505,928	66.28%	1,022,848
RECREATION & CULTURAL	7,268,200	5,158,813	2,109,387	70.98%	4,472,015
TOTAL OPERATIONS EXPENSES	32,492,783	22,165,716	10,327,067	68.22%	21,268,489
INTEREST & DEBT SERVICING					
28115 Interest on Prepaid Taxes	9,000	1,011	7,989	11.23%	-
28121 Interest Payments on Debentures	87,490	41,889	45,601	47.88%	45,601
28131 Principal Payments on Debentures	120,468	113,291	7,177	94.04%	113,291
28193 Banking Service Charges	8,000	4,947	3,053	61.84%	5,723
FINANCING & BANK FEES	224,958	161,138	63,820	71.63%	164,616
TOTAL OPERATIONS AND DEBT SERVICING	32,717,741	22,326,854	10,390,887	68.24%	21,433,105
TRANSFERS TO RESERVES					
28910 Debt Reserve Fund Transfer	15,000	-	15,000	0.00%	-
28222 Transfer to Equipment Replacement	34,000	-	34,000	0.00%	-
28230 Parks and Rec Reserve (NMC contribution)	-	-	-	-	-
28230 Transfer to Capital Works Reserve	70,000	-	70,000	0.00%	-
RESERVE TRANSFERS	119,000	-	119,000	0.00%	-
TRANSFERS TO GENERAL CAPITAL RES.					
28220 Projects TBD Council Direction	-	-	-	-	-
Administration	-	-	-	-	-
Fire Department	80,000	-	80,000	0.00%	-
Transportation Services	-	-	-	-	-
Paving and Road Construction	-	-	-	-	-
Traffic Upgrades	27,000	-	27,000	0.00%	-
Storm Drains	150,000	-	150,000	0.00%	-
Other Public Works Projects	-	-	-	-	-
Parks	47,167	-	47,167	0.00%	-
Cultural Services	30,000	-	30,000	0.00%	-
Parks, Recreation and Heritage	367,000	-	367,000	0.00%	-
TOTAL GENERAL CAPITAL TRANSFERS	701,167	-	701,167	0.00%	-
OTHER SERVICES					
OTHER BUDGET CONSIDERATIONS					
29911 Contingency Funds	200,000	8,909	191,091	4.45%	6,591
OTHER BUDGET CONSIDERATIONS	200,000	8,909	191,091	4.45%	6,591
TOTAL OPERATIONS, DEBT SERVICING, RESERVE AND CAPITAL TRANSFERS, CONTINGENCY	33,737,908	22,335,763	11,402,145	66.20%	21,439,695
TRANSFERS TO RESERVE ALLOWANCES					
28211 Transfers to Reserve Allowances	1,009,195	-	1,009,195	0.00%	-
TAXES COLLECTED FOR OTHERS					
REGIONAL DISTRICT					
28410 Alberni-Clayoquot Regional District	1,491,725	1,595,707	(103,982)	106.97%	1,462,475
SCHOOL DISTRICTS					
28811 Non-Residential School Tax	1,749,007	2,051,805	(302,798)	117.31%	1,932,895
28812 Residential School Tax	4,380,106	4,591,051	(210,945)	104.82%	4,075,247
REGIONAL GOVERNMENTS					
28820 Alberni-Clayoquot Regional Hosp District	680,000	695,873	(15,873)	102.33%	671,425
JOINT BOARDS AND COMMISSIONS					
28830 Municipal Finance Authority	700	960	(260)	137.11%	706
28831 BC Assessment	182,810	210,693	(27,883)	115.25%	187,634
TAXES COLLECTED FOR OTHERS	8,484,348	9,146,088	(661,740)	107.80%	8,330,382
GENERAL FUND EXPENDITURE	43,231,451	31,481,851	11,749,600	72.82%	29,770,077



CITY OF PORT ALBERNI - Audit Committee
SEWER FUND - REVENUE & EXPENSES
2022-2026 FINANCIAL PLAN

(unaudited)

	Budget 2022	YTD September 30, 2022	\$ Variance	% or Budget	YTD September 30, 2021
SALES OF SERVICE					
94421 Sewer Fees	3,235,614	1,877,966	1,357,648	58.04%	1,826,662
94431 Sewer Connections	80,000	-	80,000	0.00%	-
94432 Service Charges Sundry	5,000	-	5,000	0.00%	-
94433 User Charges	20,000	-	20,000	0.00%	-
OTHER SERVICES					
94441 Sewage Disposal Fees	70,000	47,680	22,320	68.11%	50,974
<i>SALES OF SERVICE</i>	3,410,614	1,925,646	1,484,968	129.68%	1,877,636
OTHER REVENUE FROM OWN SOURCE					
95590 Interest Income	24,000	10,239	13,761	42.66%	20,347
95611 Sewer Penalty	35,000	17,293	17,707	97.66%	20,538
91210 Sewer Local Improvement Charges	1,000	-	1,000	0.00%	-
<i>OTHER REVENUE</i>	60,000	27,532	32,468	84.80%	40,886
OTHER TRANSFERS					
99110 Transfer from Capital Reserve-Gas Tax	46,000	-	46,000	0.00%	-
99111 Transfers from Reserves & Allowances	-	-	-	-	-
99114 Operating Funds from Prior Year	-	-	-	-	-
99211 Contribution (To) From General Revenue	-	-	-	-	-
SEWER FUND REVENUE	3,516,614	1,953,178	1,563,436	124.93%	1,918,522
ADMINISTRATION					
104210 Sewer Administration & Other	457,418	361,161	96,257	78.96%	324,110
ENGINEERING SERVICES					
104221 Consulting Services	34,500	2,910	31,590	8.44%	4,035
SEWER SYSTEM ADMINISTRATION					
104233 Customer Service Requests	68,132	62,538	5,594	91.79%	47,423
104236 Small Tools/Equipment/Supplies	9,318	4,827	4,491	51.81%	5,760
SEWER COLLECTION SYSTEM					
104240 Sewage Collection System Main	118,952	65,369	53,583	54.95%	83,121
104241 Sewer Service Connections	179,509	90,389	89,120	50.35%	106,150
SEWER LIFT STATIONS					
104260 Sewage Lift Stations	270,077	351,438	(81,361)	130.13%	307,426
SEWER TREATMENT AND DISPOSAL					
104280 Sewage Treatment	351,615	226,844	124,771	64.52%	277,424
OTHER COMMON SERVICES					
104294 Special Work Orders	1,000	-	1,000	0.00%	-
<i>SEWER SYSTEM</i>	1,490,521	1,165,478	325,043	78.19%	1,155,449
FISCAL SERVICES					
DEBT					
108120 Interest Payments On Debentures	356,680	124,490	232,190	34.90%	124,490
108130 Principal Payments On Debentures	212,215	109,692	102,523	51.69%	109,692
<i>TOTAL DEBT</i>	568,895	234,182	334,713	41.16%	234,182
TRANSFER TO FUNDS AND RESERVES					
108220 Transfer To Sewer Capital Fund	1,455,198	-	1,455,198	0.00%	-
108910 Debt Reserve Fund Transfer	2,000	-	2,000	0.00%	-
108211 Transfer to Reserves & Allowances	-	-	-	-	-
108920 Transfer to Infrastructure Capital Reserve	-	-	-	-	-
<i>TRANSFERS</i>	1,457,198	-	1,457,198	0.00%	-
FISCAL SERVICES	2,026,093	234,182.15	1,791,911	11.56%	234,182
SEWER FUND EXPENSES	3,516,614	1,399,660	2,116,954	39.80%	(36,789)
EXCESS OF REVENUE OVER EXPENSE	(0)	553,518	(553,519)		528,891



CITY OF PORT ALBERNI - Audit Committee (unaudited)

WATER FUND - REVENUE & EXPENSES
2022-2026 FINANCIAL PLAN

	Budget 2022	YTD September 30, 2022	\$ Variance	% or Budget	YTD September 30, 2021
SALES OF SERVICE					
54421 Metered Sales	3,549,814	2,268,242	1,281,572	63.90%	2,250,889
54431 Connections	54,386	-	54,386	0.00%	1,158
54432 Turn-On Charges	1,500	1,554	(54)	103.60%	677
54433 Service Charges Sundry	50,000	1,599	48,401	3.20%	9,149
<i>SALES OF SERVICE</i>	3,655,700	2,271,395	1,384,305	62.13%	2,261,872
OTHER REVENUE FROM OWN SOURCE					
55590 Other Interest	31,930	38,048	(6,118)	119.16%	11,677
55611 Water Penalty	35,000	19,677	15,323	56.22%	22,517
<i>OTHER REVENUE</i>	66,930	57,725	32,736	51.09%	34,194
WATER FUND REVENUE	3,722,630	2,329,120	1,393,510	62.57%	2,296,066
WATER SUPPLY SYSTEM ADMINISTRATION					
64110 Water Administration & Other	451,872	375,500	76,372	83.10%	268,472
ENGINEERING SERVICES					
64121 Engineering Consulting Services	120,000	50,606	69,394	42.17%	3,904
WATER SYSTEM ADMINISTRATION					
64133 Customer Service Requests	104,484	66,902	37,582	64.03%	79,149
64136 Small Tools/Equipment/Supplies	9,750	3,510	6,240	36.00%	4,016
SERVICE OF SUPPLY					
64141 Supply Inspection & Operation	127,740	60,351	67,389	47.25%	74,601
PUMPING					
64161 Pumping Inspection & Operation	249,045	172,313	76,732	69.19%	181,811
TRANSMISSION & DISTRIBUTION					
64181 Transmission/Distribution System	317,799	240,576	77,223	75.70%	239,566
64183 Connections	265,565	257,717	7,848	97.04%	184,534
64185 Meters	144,272	122,660	21,612	85.02%	115,585
64187 Hydrants	91,644	30,592	61,052	33.38%	71,559
<i>WATER SUPPLY SYSTEM</i>	1,882,171	1,380,728	501,443	73.36%	1,223,196
FISCAL SERVICES					
DEBT					
68120 Interest Payments On Debentures	44,000	22,000	22,000	50.00%	22,000
68130 Principal Payments On Debentures	38,743	38,743	0	100.00%	38,743
<i>DEBT</i>	82,743	60,743	22,000	73.41%	60,743
TRANSFERS TO FUNDS AND RESERVES					
68220 Transfers To Water Capital Fund	473,000	-	473,000	0.00%	-
68230 Transfer to(from) Infrastructure Capital Reserve	1,284,256	-	1,284,256	0.00%	-
68910 Debt Reserve Fund Transfer	460	-	460	0.00%	-
FISCAL SERVICES	1,840,459	60,743	1,779,716	3.30%	60,743
WATER FUND EXPENSE	3,722,630	1,441,471	2,281,159	38.72%	1,283,938
EXCESS OF REVENUE OVER EXPENSE	-	887,649	(887,649)		1,012,127

Capital projects (unaudited)

Audit Committee - period ending September 30, 2022

ACCT	PROJ	CAPITAL PROJECT	WIP ACTUAL	BUDGET	AVAILABLE	STATUS/COMMENT
Administration						
485332	19001	Mapping and GIS Software (Asset Mgmt. Planning)	-	13,010	13,010	Project to start in 2022 with Engineering GIS project
485553	21003	Asset Management implementation	16,976	60,000	43,024	Project paused - Contract work with the ACRD stopped
485554	21004	Printer renewal - city wide	66,357	80,000	13,643	Still awaiting one type of printer - supply chain issues
485555	21005	ERP - Process improvements	30,000	30,000	-	Project will be completed in 2022 - payroll system upgrades
485532	20017	Welcome Sign	1,458	25,000	23,542	Project plan to be finalized and timeline required
485600	20097	Community Policing Building	780,162	1,025,000	244,838	Complete in October 2022 - move in process
485620	22001	Council Chambers - A/V upgrades	-	75,000	75,000	Supply chain issues - awaiting final componets for install
485622	22002	Computer Equipment Replacement	-	69,600	69,600	New
485623	22003	GIS - Software upgrades - connectivity	-	45,000	45,000	New
485624	22004	Tempest - upgrades for E-com/e-apply, mobile	31,750	86,385	54,635	In progress with Tempest and IT
485625	22005	ERP Upgrades - accounting and payroll systems	12,116	50,000	37,884	In progress with Software company and IT
Fire						
485351	19003	19 - Firehall - Structural Prep	-	88,000	88,000	To be completed in 2022
485340	21001	Replace 1991 Pumper Truck #1	957,285	890,645	(66,640)	Complete - \$62,481.86 PST
485626	22006	Confined Space Equipment Replacement	-	30,000	30,000	New
485627	22007	Replace Garage Door Openers (7)	-	50,000	50,000	New
Transportation						
485557	21008	Replace 2012 Int'l Flusher/Vac Truck #435	406,423	406,000	(423)	Complete
485558	21009	Replace 2005 VOLVO TANDEM GRAVEL TRUCK #264	-	196,707	196,707	Ordered - Arriving in 2022
485560	21011	Replace 2007 Volvo Tandem Dump Truck #265	-	196,707	196,707	Ordered - Arriving in 2022
485561	21012	Replace 2005 Ford F350 W/Comp Body #520	-	120,532	120,532	Ordered - Arriving in 2022
485628	22008	Replace 2007 GMC 5500 W/SERVICE BOX #140	-	134,000	134,000	New
485629	22009	Replace 2009 DODGE 5500 SERVICE TRUCK #141	-	112,000	112,000	New
485630	22010	Replace 2007 GMC C5500 Utility Dump Trk #240	191	140,000	139,809	New
485631	22011	Replace 2009 Case 580 Sm Backhoe #303	-	165,000	165,000	New
485632	22012	Replace 2013 Linkbelt Excavator #342	189,389	190,000	611	Complete
485633	22013	Replace 2007 JOHN DEERE TRACTOR 5625 #624	-	110,000	110,000	New
485634	22014	Replace 2010 KUBOTA F3680 MOWER #625	-	53,000	53,000	New
Paving						
485409	17415	Harbour Rd Argyle to Dunbar	8,789	50,000	41,211	Work on hold to be coordinated with Quays - build 2022
485447	18415	6th Ave-Melrose to Bruce	-	280,000	280,000	CPA staff designing at this time
485336	20003	6th Ave - Argyle to Angus St	149,715	210,000	60,285	In progress
485566	21031	Rail Crossing - Strathern & Dunbar	19,519	150,000	130,481	2022 Lathom and possibly Strathern depending on cost
485567	21032	Redford & 10th Ave intersection - associated w/ signal repairs	-	35,000	35,000	Work to be completed in 2022
485635	22015	7th Ave - Redford St to Bute St 180m (ptp, st, sani, wtr)	-	420,000	420,000	New
485636	22016	Argyle / 10th Roundabout (ptp, w, st, s) Design only	22,657	135,000	112,343	In progress
485637	22017	Argyle 1st to 3rd Avenue - CSO	-	100,000	100,000	New
485638	22018	15th Ave-Montrose to Bruce (westside half road reconstruction)	-	120,000	120,000	New
485640	22019	Wallace - 4th to 6th Ave - Paving	-	60,000	60,000	New
485621	22020	Johnston/Adelaide Development	86,572	25,000	(61,572)	Development funded - other cost to come from operartions

ACCT	PROJ	CAPITAL PROJECT	WIP ACTUAL	BUDGET	AVAILABLE	STATUS/COMMENT
Traffic Upgrades						
485568	21033	Redford & 10th Ave intersection - signals & looping	-	20,000	20,000	Work to be completed in 2022
485642	22023	3rd Ave/Argyle Street - Signal Controller Replacement	-	27,000	27,000	New
Storm						
485361	18417	6th Ave-Melrose to Bruce (moved 2021 budget)	151,917	400,000	248,083	CPA staff designing at this time
485523	20008	6th Ave- Argyle St Angus St 150 m (ptp wtr st san)	237,302	100,000	(137,302)	2022 Designed/Approved, PW construct April-August
485524	20009	Relining program Multiple 6th Ave-Montrose to Melrose	79	300,000	299,921	Work to be completed in 2022 with 565438
485525	20010	6th Ave-Argyle to Angus 145m (ptp, wtr, st)	3,496	60,000	56,504	2022 Designed/Approved, PW construct April-August
485570	21035	Storm Main replacements	-	100,000	100,000	2022 improve drainage at Thunderbird water
485571	21036	Margaret St Storm Pump Upgrade	-	225,000	225,000	2021 1 pump rebuilt, 2022 other pump being rebuilt on budget
485639	22021	Wallace - 4th to 6th Ave - Storm	-	60,000	60,000	New
485641	22022	Anderson Road - Wallace to Maitland St	-	40,000	40,000	New
485643	22024	Re-lining Project (Coal Creek - 3rd Ave Xing/ South St - 2nd to 3rd/ 6th Ave - Mont to Mel)	-	300,000	300,000	New
485644	22025	CSO - 7th Ave-Redford to Bute 180m (ptp, st, sani, wtr)	-	95,000	95,000	New
PW Other						
485573	21014	City Hall Window replacement	463	80,000	79,537	RFP to be issue in coming months - complete in 2022
485574	21015	RCMP Storage requirements	3,324	20,000	16,676	Project plan finalized and work to be complete in 2022
485586	21024	Child Care Spaces - Grant	726,417	4,644,989	3,918,572	Completion target for 2023
Cultural Services						
485534	20019	McLean Mill Capital Projects	23,152	60,000	36,848	Annual Historical Zone funding - per consultant report
485577	21018	McLean Mill Septic upgrades	5,000	249,500	244,500	Consultants report to guide - actioned in 2022
485579	21021	McLean Mill Capital Projects - Heritage	21,291	60,000	38,709	Annual Historical Zone funding - per consultant report
485647	22027	McLean Mill Capital Projects	40,600	59,900	19,301	New
PRH (Parks)						
485310	15482	Clock Tower Repair/Removal Plan	612,827	706,171	93,344	Work to be completed in 2022 (grant award of \$379,353 added)
485535	20020	20 - Aquatic Centre pool - PRH - supplies	84,151	100,000	15,849	Work to be completed in 2022
485539	20026	Multiplex sum equipment	7,733	19,640	11,907	Safety equipment purchase outstanding - done in 2022
485542	20029	Connect The Quays	786,561	5,841,411	5,054,850	Construction begins in 2023
485548	21010	Linking the Roger Creek Trail	18,735	25,000	6,265	Complete engineering in 2023
485580	21022	Aquatic Centre Pool Repairs	-	25,000	25,000	Work to be completed in 2023
485582	21062	Multiplex Dehumidifier-Desiccant Wheel	-	44,000	44,000	Complete in 2022
485588	21067	Bear proof waste storage	7,646	25,800	18,154	To be completed in 2022
485549	21020	Train Station Seismic upgrades	815,144	860,000	44,856	Complete in 2022 - add 2022 funding (\$200K)
485645	22026	Victoria Quay Millstone Park Connector Foot Bridge	-	115,000	115,000	New
485660	22040	22 - Tree planting	-	75,000	75,000	New
485661	22041	23 - Tree planting (21 CF)	71,716	75,000	3,284	New
Facilities Upgrade						
485589	21068	Echo Canopy and Siding	10,000	10,000	-	Complete in 2022
		Curling Rink ice plant contribution	-	40,000	40,000	Curling Club to source additional funding
		Facilities - Asset renewal projects	86,181	227,000	140,819	New - various small capital facility projects
Sewer Capital						
565431	14010	Sewage Treatment Plant Upgrade SPF	39,768,011	41,000,000	1,231,989	Completion in 2022 - Undertake in late spring/early summer
565420	18603	6th Ave-Melrose to Bruce 240m	-	280,000	280,000	CPA staff designing at this time
565438	20088	Johnston Rd Elizabeth to Gertrude 120m 300mm Reline	6,355	95,000	88,645	Consolidated in tender with 485524 in 2022

ACCT	PROJ	CAPITAL PROJECT	WIP ACTUAL	BUDGET	AVAILABLE	STATUS/COMMENT
565439	20089	Harbour Rd/Bruce St Outfall Reline	140	100,000	99,860	2022 tender, coordinate with project 21035
565441	20091	6th Ave Argyle St. To Angus St 150m (ptp,st,sani,wtr)	89,082	90,000	918	2022 Designed/Approved, PW construct April-August
565445	20095	SCADA upgrade	58,541	75,000	16,459	In Progress with IT and Consultants
565447	21039	Small Capital Main Replacements \$26K, signage \$6K, monitoring equipment \$68K	52,471	100,000	47,529	2022 CSO's and Bruce/Harbour repairs
565448	21041	CSO consulting	34,569	80,000	45,431	To be completed in 2022
565449	22060	Harbour Road Trunk Sewer Replacement	-	300,000	300,000	Moved to Project #22061
565450	22061	Argyle Forcemain Somass River Crossing project	818,235	3,660,000	2,841,765	New - note - Josephine removed - only ASFM project after amendment
565451	22062	Argyle 1st to 3rd Avenue - CSO - design	11,386	15,000	3,614	New
565452	22063	2023 Capital project design - to be identified	-	60,000	60,000	New
565453	22064	Argyle / 10th Roundabout (ptp, w, st, s) Design only	-	4,000	4,000	New
565454	22065	CSO - 7th Ave-Redford to Bute 180m (ptp, st, sani, wtr)	-	79,000	79,000	New
565455	22066	Sewer Crawler	-	80,000	80,000	New
565457	22067	CSO - Wallace 4th - 6th (300m)	-	45,000	45,000	New
565458	22068	Small Capital Main Replacements	-	100,000	100,000	New
Water Capital			-	-	-	
525436	20096	New Twin Main Ph 4 (church St./16th Ave to Montrose St./15th Ave)	526,830	1,000,000	473,170	2022 design, 2023 construction
525435	20085	SCADA Software Upgrade	25,277	75,000	49,723	In Progress with IT and Consultants
525438	21042	Dead Ends & Distribution Upgrades	118,203	100,000	(18,203)	2022 Design submitted to VIHA for approval (Regina & Argyle)
525439	21043	6th Ave - Argyle to Angus Streets	281,720	150,000	(131,720)	2022 Designed/Approved, PW construct April-August
525437	21030	Cowichan Reservoir to Burde St. New Twin Main Ph 5	1,052,572	1,386,000	333,428	Built 2021/2 - completion April 2022
525441	21045	6th Ave - Melrose to Bruce 240	11,777	100,000	88,223	CPA staff designing at this time
525442	21046	Burde St-7th Ave to 10th Ave 300m 150mm PVC	617,165	850,000	232,835	2022 Tender closes March
525443	21047	Burde St Regulator Replacement	7,219	200,000	192,781	2022 Tender closes March
Awaiting development completion to complete						
485519	20022	Burde Street Anderson to 17th Watermain replacement	-	100,000	100,000	2022 construction coordinated with development work
485435	19018	16th Ave-Burde St	-	150,000	150,000	2022 construction coordinated with development work
485454	19021	Portview Landing/4000 Burde St	-	60,000	60,000	2022 construction coordinated with development work
485454	19029	Portview Landing/4000 Burde St (st, san, paving)	-	60,000	60,000	2022 construction coordinated with development work
Paused projects						
485350	18410	Replace 1998 Jordair Compressor - moved to 2023	-	59,700	59,700	Current equipment still functioning - hold funding in ERRF and confirm
485331	19000	Electronic Filing System - Records Management	-	53,230	53,230	On Hold - will consider in the 2023 Capital work plan
	21019	McLean Mill - UGST	-	30,000	30,000	Reallocate for McLean Mill projects
Review approach						
525408	17506	Water Meter Replacement Program 6 yrs.	225,633	400,000	174,367	ongoing
525434	20084	Water Meter Replacement Program 6 yrs.	111,538	400,000	288,462	ongoing
525444	21048	Water Meter Replacement Program 6 yrs.	-	400,000	400,000	ongoing
Confirm repurposed funding						
565408	18600	Small Capital Main Replacements	-	100,000	100,000	Moved to Project #22061
565410	19087	Argyle Forcemain Somass River Crossing	-	100,000	100,000	Moved to Project #22061
565419	20082	3rd Ave Argyle St. Mar St. Beautification	-	400,000	400,000	Moved to Project #22061

Ranges: From: To: From: To:
 Cheque Number First Last Cheque Date 2022-08-01 2022-10-31
 Vendor ID First Last Chequebook ID First Last
 Vendor Name First Last

Sorted By: Vendor Name

* Voided Cheques

Cheque Number	Vendor ID	Vendor Cheque Name	Cheque Date	Chequebook ID	Audit Trail Code	Amount
151218	204779	0858133 BC LTD DBA NICKLIN WAS	2022-09-01	BMO1	PMCHQ00001791	\$186.90
151543	204779	0858133 BC LTD DBA NICKLIN WAS	2022-10-21	BMO1	PMCHQ00001814	\$529.67
151000	559	0946982 BC LTD DBA ACE FLAGGIN	2022-08-05	BMO1	PMCHQ00001779	\$10,600.54
151049	559	0946982 BC LTD DBA ACE FLAGGIN	2022-08-17	BMO1	PMCHQ00001785	\$10,352.90
151219	559	0946982 BC LTD DBA ACE FLAGGIN	2022-09-01	BMO1	PMCHQ00001791	\$18,365.43
151355	559	0946982 BC LTD DBA ACE FLAGGIN	2022-09-23	BMO1	PMCHQ00001801	\$8,662.91
151544	559	0946982 BC LTD DBA ACE FLAGGIN	2022-10-21	BMO1	PMCHQ00001814	\$18,024.58
151220	206587	1278881 BC LTD	2022-09-01	BMO1	PMCHQ00001791	\$8,064.00
151356	206587	1278881 BC LTD	2022-09-23	BMO1	PMCHQ00001801	\$8,064.00
151545	206587	1278881 BC LTD	2022-10-21	BMO1	PMCHQ00001814	\$8,871.19
151357	206591	3D GEOMATICS INC	2022-09-23	BMO1	PMCHQ00001801	\$1,159.76
151221	250	A C E COURIER SERVICES	2022-09-01	BMO1	PMCHQ00001791	\$1,385.25
151300	250	A C E COURIER SERVICES	2022-09-14	BMO1	PMCHQ00001797	\$2,583.78
151486	250	A C E COURIER SERVICES	2022-10-12	BMO1	PMCHQ00001811	\$2,321.08
151513	250	A C E COURIER SERVICES	2022-10-19	BMO1	PMCHQ00001813	\$528.53
151050	202615	A R MOWER SUPPLY LTD	2022-08-17	BMO1	PMCHQ00001785	\$436.40
151441	206828	ABC RECYCLING	2022-10-05	BMO1	PMCHQ00001807	\$513.06
EFT0007607	205825	ABELL PEST CONTROL INC	2022-08-17	BMO1	PMCHQ00001784	\$646.98
EFT0007667	205825	ABELL PEST CONTROL INC	2022-09-01	BMO1	PMCHQ00001790	\$1,302.71
EFT0007853	205825	ABELL PEST CONTROL INC	2022-10-21	BMO1	PMCHQ00001815	\$515.68
EFT0007576	203796	ACCENT REFRIGERATION SYSTEMS	2022-08-05	BMO1	PMCHQ00001778	\$6,596.38
EFT0007668	203796	ACCENT REFRIGERATION SYSTEMS	2022-09-01	BMO1	PMCHQ00001790	\$10,226.80
EFT0007744	203796	ACCENT REFRIGERATION SYSTEMS	2022-09-23	BMO1	PMCHQ00001800	\$2,205.00
151487	206539	ACCESSSMT HOLDINGS LTD	2022-10-12	BMO1	PMCHQ00001811	\$368.19
EFT0007745	555	ACHINBACK FOUNDRY	2022-09-23	BMO1	PMCHQ00001800	\$622.96
151001	560	ACKLANDS - GRAINGER INC	2022-08-05	BMO1	PMCHQ00001779	\$371.18
151027	560	ACKLANDS - GRAINGER INC	2022-08-10	BMO1	PMCHQ00001781	\$227.77
151115	560	ACKLANDS - GRAINGER INC	2022-08-24	BMO1	PMCHQ00001787	\$657.53
151222	560	ACKLANDS - GRAINGER INC	2022-09-01	BMO1	PMCHQ00001791	\$371.18
151359	560	ACKLANDS - GRAINGER INC	2022-09-23	BMO1	PMCHQ00001801	\$864.72
151442	560	ACKLANDS - GRAINGER INC	2022-10-05	BMO1	PMCHQ00001807	\$519.10
151514	560	ACKLANDS - GRAINGER INC	2022-10-19	BMO1	PMCHQ00001813	\$174.74
151546	560	ACKLANDS - GRAINGER INC	2022-10-21	BMO1	PMCHQ00001814	\$298.99
EFT0007638	640	ACME SUPPLIES LTD	2022-08-24	BMO1	PMCHQ00001786	\$622.97
151515	204872	ACTON, DARRELL S	2022-10-19	BMO1	PMCHQ00001813	\$782.25
151547	201833	ADDY POWER LTD	2022-10-21	BMO1	PMCHQ00001814	\$1,740.38
151051	206751	ADDY, SUSAN	2022-08-17	BMO1	PMCHQ00001785	\$137.52
151223	205170	ADELHARDT CONCRETE PLUS	2022-09-01	BMO1	PMCHQ00001791	\$1,575.00
151360	205170	ADELHARDT CONCRETE PLUS	2022-09-23	BMO1	PMCHQ00001801	\$14,125.00
151052	206748	ADHIKAR, ASHA	2022-08-17	BMO1	PMCHQ00001785	\$94.00
151224	205842	AGGRESSIVE TRUCK REPAIR	2022-09-01	BMO1	PMCHQ00001791	\$232.57
151548	205842	AGGRESSIVE TRUCK REPAIR	2022-10-21	BMO1	PMCHQ00001814	\$764.90
EFT0007639	1000	AGO INDUSTRIES INC	2022-08-24	BMO1	PMCHQ00001786	\$989.35
EFT0007746	1000	AGO INDUSTRIES INC	2022-09-23	BMO1	PMCHQ00001800	\$539.23
EFT0007608	27020	AIR LIQUIDE CANADA INC	2022-08-17	BMO1	PMCHQ00001784	\$1,159.84
EFT0007669	27020	AIR LIQUIDE CANADA INC	2022-09-01	BMO1	PMCHQ00001790	\$884.22
EFT0007747	27020	AIR LIQUIDE CANADA INC	2022-09-23	BMO1	PMCHQ00001800	\$342.10
EFT0007854	27020	AIR LIQUIDE CANADA INC	2022-10-21	BMO1	PMCHQ00001815	\$1,588.42
151141	206826	AIRHOUSE SPORTS ACADEMY	2022-08-31	BMO1	PMCHQ00001789	\$100.00
151443	203141	ALARIE, CRISSY	2022-10-05	BMO1	PMCHQ00001807	\$41.40
151225	1765	ALBERNI CHRYSLER LTD.	2022-09-01	BMO1	PMCHQ00001791	\$740.12
151444	1765	ALBERNI CHRYSLER LTD.	2022-10-05	BMO1	PMCHQ00001807	\$117.84
150984	1750	ALBERNI CLAYOQUOT REGIONAL HOS	2022-08-02	BMO1	PMCHQ00001775	\$695,873.00
151361	29104	ALBERNI COLOUR CORNER	2022-09-23	BMO1	PMCHQ00001801	\$67.74
151226	1800	ALBERNI COMMUNICATIONS & ELECT	2022-09-01	BMO1	PMCHQ00001791	\$314.13
EFT0007712	1960	ALBERNI DISTRICT CO-OP ASSOC	2022-09-07	BMO1	PMCHQ00001792	\$1,948.46
151227	2030	ALBERNI DISTRICT FALL FAIR ASS	2022-09-01	BMO1	PMCHQ00001791	\$4,620.00
EFT0007568	45585	ALBERNI ECO DRY CLEANERS	2022-08-03	BMO1	PMCHQ00001776	\$1,330.35

* Voided Cheques

Cheque Number	Vendor ID	Vendor Cheque Name	Cheque Date	Chequebook ID	Audit Trail Code	Amount
EFT0007670	45585	ALBERNI ECO DRY CLEANERS	2022-09-01	BMO1	PMCHQ00001790	\$1,222.73
EFT0007748	45585	ALBERNI ECO DRY CLEANERS	2022-09-23	BMO1	PMCHQ00001800	\$1,254.75
EFT0007855	45585	ALBERNI ECO DRY CLEANERS	2022-10-21	BMO1	PMCHQ00001815	\$1,186.50
151362	2200	ALBERNI FIRST AID	2022-09-23	BMO1	PMCHQ00001801	\$446.25
151445	2200	ALBERNI FIRST AID	2022-10-05	BMO1	PMCHQ00001807	\$1,842.75
EFT0007856	200877	ALBERNI GLASS & MIRROR 2003 LT	2022-10-21	BMO1	PMCHQ00001815	\$8,079.52
EFT0007577	2540	ALBERNI INDUSTRIAL MARINE SUPP	2022-08-05	BMO1	PMCHQ00001778	\$21.78
EFT0007671	2540	ALBERNI INDUSTRIAL MARINE SUPP	2022-09-01	BMO1	PMCHQ00001790	\$29.27
EFT0007857	2540	ALBERNI INDUSTRIAL MARINE SUPP	2022-10-21	BMO1	PMCHQ00001815	\$644.98
151228	2870	ALBERNI PAVING & CONTRACTING L	2022-09-01	BMO1	PMCHQ00001791	\$2,910.13
151301	2870	ALBERNI PAVING & CONTRACTING L	2022-09-14	BMO1	PMCHQ00001797	\$2,359.74
151363	2870	ALBERNI PAVING & CONTRACTING L	2022-09-23	BMO1	PMCHQ00001801	\$19,354.50
151488	2870	ALBERNI PAVING & CONTRACTING L	2022-10-12	BMO1	PMCHQ00001811	\$36,894.00
151549	2870	ALBERNI PAVING & CONTRACTING L	2022-10-21	BMO1	PMCHQ00001814	\$3,415.50
EFT0007749	3120	ALBERNI TOWING	2022-09-23	BMO1	PMCHQ00001800	\$126.00
EFT0007803	3120	ALBERNI TOWING	2022-09-28	BMO1	PMCHQ00001803	\$1,329.98
151364	202238	ALBERNI UPHOLSTERY LTD	2022-09-23	BMO1	PMCHQ00001801	\$301.73
EFT0007672	3150	ALBERNI VALLEY CHAMBER OF COMM	2022-09-01	BMO1	PMCHQ00001790	\$75,000.00
EFT0007804	3150	ALBERNI VALLEY CHAMBER OF COMM	2022-09-28	BMO1	PMCHQ00001803	\$21,422.00
EFT0007578	3665	ALBERNI VALLEY REFRIGERATION	2022-08-05	BMO1	PMCHQ00001778	\$1,529.50
EFT0007609	3665	ALBERNI VALLEY REFRIGERATION	2022-08-17	BMO1	PMCHQ00001784	\$4,657.45
EFT0007673	3665	ALBERNI VALLEY REFRIGERATION	2022-09-01	BMO1	PMCHQ00001790	\$4,499.95
EFT0007750	3665	ALBERNI VALLEY REFRIGERATION	2022-09-23	BMO1	PMCHQ00001800	\$2,504.55
EFT0007812	3665	ALBERNI VALLEY REFRIGERATION	2022-10-05	BMO1	PMCHQ00001806	\$1,915.27
EFT0007858	3665	ALBERNI VALLEY REFRIGERATION	2022-10-21	BMO1	PMCHQ00001815	\$12,920.79
151342	206603	ALEXANDER, ANDREA	2022-09-21	BMO1	PMCHQ00001799	\$15.75
EFT0007859	204756	ALLISON HABKIRK, TOWN PLANNER	2022-10-21	BMO1	PMCHQ00001815	\$1,730.51
151116	206094	ANDERSON HILL LTD PARTNERSHIP	2022-08-24	BMO1	PMCHQ00001787	\$85,276.36
EFT0007579	52570	ANDREW SHERET LIMITED	2022-08-05	BMO1	PMCHQ00001778	\$6,275.78
EFT0007591	52570	ANDREW SHERET LIMITED	2022-08-10	BMO1	PMCHQ00001780	\$5,583.85
EFT0007610	52570	ANDREW SHERET LIMITED	2022-08-17	BMO1	PMCHQ00001784	\$89.51
EFT0007640	52570	ANDREW SHERET LIMITED	2022-08-24	BMO1	PMCHQ00001786	\$8,877.69
EFT0007674	52570	ANDREW SHERET LIMITED	2022-09-01	BMO1	PMCHQ00001790	\$1,202.03
EFT0007713	52570	ANDREW SHERET LIMITED	2022-09-07	BMO1	PMCHQ00001792	\$1,227.18
EFT0007751	52570	ANDREW SHERET LIMITED	2022-09-23	BMO1	PMCHQ00001800	\$9,167.25
EFT0007813	52570	ANDREW SHERET LIMITED	2022-10-05	BMO1	PMCHQ00001806	\$328.63
EFT0007845	52570	ANDREW SHERET LIMITED	2022-10-19	BMO1	PMCHQ00001812	\$450.22
EFT0007860	52570	ANDREW SHERET LIMITED	2022-10-21	BMO1	PMCHQ00001815	\$274.40
150985	206729	ANNELEEN BROWN	2022-08-03	BMO1	PMCHQ00001777	\$393.75
151053	204128	APW ENGINEERING INC.	2022-08-17	BMO1	PMCHQ00001785	\$519.75
151365	206829	AQUAVISION SERVICES	2022-09-23	BMO1	PMCHQ00001801	\$2,122.50
151054	206744	ARCUS, ALEASE	2022-08-17	BMO1	PMCHQ00001785	\$162.50
151302	203132	ARENTESEN, KEITH	2022-09-14	BMO1	PMCHQ00001797	\$259.05
151446	203132	ARENTESEN, KEITH	2022-10-05	BMO1	PMCHQ00001807	\$93.00
151028	206734	ARLAND, ROBERT L	2022-08-10	BMO1	PMCHQ00001781	\$275.00
151142	206759	ARNETT, PEGGY	2022-08-31	BMO1	PMCHQ00001789	\$100.00
151550	206611	ARROWSMITH SEAMLESS GUTTERS	2022-10-21	BMO1	PMCHQ00001814	\$4,657.43
151366	205840	ARROWVIEW SERVICE SOCIETY	2022-09-23	BMO1	PMCHQ00001801	\$2,500.00
EFT0007569	5740	ASSOCIATED ENGINEERING (BC) LT	2022-08-03	BMO1	PMCHQ00001776	\$119,532.34
EFT0007611	5740	ASSOCIATED ENGINEERING (BC) LT	2022-08-17	BMO1	PMCHQ00001784	\$30,894.64
EFT0007752	5740	ASSOCIATED ENGINEERING (BC) LT	2022-09-23	BMO1	PMCHQ00001800	\$35,769.51
151002	204827	ATS TRAFFIC BRITISH COLUMBIA	2022-08-05	BMO1	PMCHQ00001779	\$3,642.69
151551	204827	ATS TRAFFIC BRITISH COLUMBIA	2022-10-21	BMO1	PMCHQ00001814	\$909.00
151367	204044	AUDIO CINE FILMS INC	2022-09-23	BMO1	PMCHQ00001801	\$425.25
151055	206736	AV MAINTENACE SERVICES	2022-08-17	BMO1	PMCHQ00001785	\$305.98
151229	206736	AV MAINTENACE SERVICES	2022-09-01	BMO1	PMCHQ00001791	\$178.50
151286	206736	AV MAINTENACE SERVICES	2022-09-07	BMO1	PMCHQ00001793	\$267.75
150986	204126	B BERRY ENTERPRISES LTD	2022-08-03	BMO1	PMCHQ00001777	\$6,133.92
EFT0007580	9900	B C AIR FILTER LTD	2022-08-05	BMO1	PMCHQ00001778	\$226.45
EFT0007565	9980	B C ASSESSMENT AUTHORITY	2022-08-02	BMO1	PMCHQ00001774	\$210,692.61
151029	10360	B C HYDRO & POWER AUTHORITY	2022-08-10	BMO1	PMCHQ00001781	\$66,733.84
151230	10360	B C HYDRO & POWER AUTHORITY	2022-09-01	BMO1	PMCHQ00001791	\$51.50
151303	10360	B C HYDRO & POWER AUTHORITY	2022-09-14	BMO1	PMCHQ00001797	\$71,720.00
151489	10360	B C HYDRO & POWER AUTHORITY	2022-10-12	BMO1	PMCHQ00001811	\$55,707.62
EFT0007726	10950	B C TRANSIT	2022-09-14	BMO1	PMCHQ00001796	\$70,842.19

* Voided Cheques

Cheque Number	Vendor ID	Vendor Cheque Name	Cheque Date	Chequebook ID	Audit Trail Code	Amount
EFT0007861	10950	B C TRANSIT	2022-10-21	BMO1	PMCHQ00001815	\$69,156.63
EFT0007660	10976	B C W W A (BC Water & Waste A	2022-08-31	BMO1	PMCHQ00001788	\$406.35
151368	6801	B PLETTI CONTRACTING, INC.	2022-09-23	BMO1	PMCHQ00001801	\$1,680.00
EFT0007581	7000	BAILEY ELECTRIC CO LTD	2022-08-05	BMO1	PMCHQ00001778	\$44,824.34
EFT0007592	7000	BAILEY ELECTRIC CO LTD	2022-08-10	BMO1	PMCHQ00001780	\$2,171.90
EFT0007714	7000	BAILEY ELECTRIC CO LTD	2022-09-07	BMO1	PMCHQ00001792	\$19,659.27
EFT0007833	7000	BAILEY ELECTRIC CO LTD	2022-10-12	BMO1	PMCHQ00001810	\$16,031.11
151030	7400	BANK OF NOVA SCOTIA	2022-08-10	BMO1	PMCHQ00001781	\$770.00
151048	7400	BANK OF NOVA SCOTIA	2022-08-11	BMO1	PMCHQ00001783	\$13,966.43
151417	206849	BASRA, TEJ	2022-09-26	BMO1	PMCHQ00001802	\$45,000.00
151117	203819	BC HYDRO CAD - 130160	2022-08-24	BMO1	PMCHQ00001787	\$3,123.75
150987	204789	BC ONE CALL	2022-08-03	BMO1	PMCHQ00001777	\$582.75
151056	204789	BC ONE CALL	2022-08-17	BMO1	PMCHQ00001785	\$535.50
151552	204789	BC ONE CALL	2022-10-21	BMO1	PMCHQ00001814	\$651.00
EFT0007582	7860	BEAVER CREEK HOME CENTRE	2022-08-05	BMO1	PMCHQ00001778	\$1,299.78
EFT0007593	7860	BEAVER CREEK HOME CENTRE	2022-08-10	BMO1	PMCHQ00001780	\$2,181.13
EFT0007675	7860	BEAVER CREEK HOME CENTRE	2022-09-01	BMO1	PMCHQ00001790	\$1,568.15
EFT0007715	7860	BEAVER CREEK HOME CENTRE	2022-09-07	BMO1	PMCHQ00001792	\$299.48
EFT0007753	7860	BEAVER CREEK HOME CENTRE	2022-09-23	BMO1	PMCHQ00001800	\$2,470.24
EFT0007814	7860	BEAVER CREEK HOME CENTRE	2022-10-05	BMO1	PMCHQ00001806	\$104.95
EFT0007862	7860	BEAVER CREEK HOME CENTRE	2022-10-21	BMO1	PMCHQ00001815	\$4,207.24
EFT0007917	7860	BEAVER CREEK HOME CENTRE	2022-10-26	BMO1	PMCHQ00001816	\$79.57
151553	205164	BEAVER ELECTRICAL MACHINERY LT	2022-10-21	BMO1	PMCHQ00001814	\$658.56
151143	206760	BELL, CHARLOTTE	2022-08-31	BMO1	PMCHQ00001789	\$100.00
EFT0007754	203651	BELZONA MOLECULAR LTD.	2022-09-23	BMO1	PMCHQ00001800	\$3,470.25
EFT0007583	8600	BERK'S INTERTRUCK LTD	2022-08-05	BMO1	PMCHQ00001778	\$289.50
EFT0007594	8600	BERK'S INTERTRUCK LTD	2022-08-10	BMO1	PMCHQ00001780	\$6,033.12
EFT0007637	8600	BERK'S INTERTRUCK LTD	2022-08-24	BMO1	PMCHQ00001786	\$846.91
EFT0007676	8600	BERK'S INTERTRUCK LTD	2022-09-01	BMO1	PMCHQ00001790	\$4,742.68
EFT0007755	8600	BERK'S INTERTRUCK LTD	2022-09-23	BMO1	PMCHQ00001800	\$1,097.72
EFT0007815	8600	BERK'S INTERTRUCK LTD	2022-10-05	BMO1	PMCHQ00001806	\$670.39
EFT0007846	8600	BERK'S INTERTRUCK LTD	2022-10-19	BMO1	PMCHQ00001812	\$4,130.41
151057	205801	BEST BUY CANADA LTD.	2022-08-17	BMO1	PMCHQ00001785	\$1,603.82
151231	206540	BILLYBEAUTY MKTG	2022-09-01	BMO1	PMCHQ00001791	\$642.71
151420	204419	BITTER, PETE	2022-09-28	BMO1	PMCHQ00001804	\$15.64
151058	205735	BJORKLUND, DOLORES	2022-08-17	BMO1	PMCHQ00001785	\$153.39
151554	37050	BLACK MAGIC DESIGN LTD	2022-10-21	BMO1	PMCHQ00001814	\$1,354.08
EFT0007612	9065	BLACK PRESS GROUP	2022-08-17	BMO1	PMCHQ00001784	\$977.02
EFT0007661	9065	BLACK PRESS GROUP	2022-08-31	BMO1	PMCHQ00001788	\$2,418.78
EFT0007756	9065	BLACK PRESS GROUP	2022-09-23	BMO1	PMCHQ00001800	\$888.03
EFT0007816	9065	BLACK PRESS GROUP	2022-10-05	BMO1	PMCHQ00001806	\$834.48
EFT0007863	9065	BLACK PRESS GROUP	2022-10-21	BMO1	PMCHQ00001815	\$512.13
EFT0007918	9065	BLACK PRESS GROUP	2022-10-26	BMO1	PMCHQ00001816	\$6,340.82
151144	206761	BLAKELY, LAURIE	2022-08-31	BMO1	PMCHQ00001789	\$100.00
151145	206762	BLANCHARD, CAILIN	2022-08-31	BMO1	PMCHQ00001789	\$100.00
151304	206762	BLANCHARD, CAILIN	2022-09-14	BMO1	PMCHQ00001797	\$112.00
151146	206822	BLATS, MONIKA	2022-08-31	BMO1	PMCHQ00001789	\$119.70
151059	206756	BMO LENDING OPERATIONS SERVICE	2022-08-17	BMO1	PMCHQ00001785	\$4,480.46
EFT0007662	204775	BODIN, KRISTA	2022-08-31	BMO1	PMCHQ00001788	\$21.25
EFT0007817	204775	BODIN, KRISTA	2022-10-05	BMO1	PMCHQ00001806	\$814.25
151147	91738	BONESKY, CYNTHIA	2022-08-31	BMO1	PMCHQ00001789	\$100.00
151031	206735	BOOK, ALICIA M	2022-08-10	BMO1	PMCHQ00001781	\$2,029.53
151305	206082	BOURGOIN, SHAWN	2022-09-14	BMO1	PMCHQ00001797	\$29.38
151618	206082	BOURGOIN, SHAWN	2022-10-26	BMO1	PMCHQ00001817	\$307.00
EFT0007613	206515	BOWERMAN CONSTRUCTION LTD	2022-08-17	BMO1	PMCHQ00001784	\$4,992.96
EFT0007641	206515	BOWERMAN CONSTRUCTION LTD	2022-08-24	BMO1	PMCHQ00001786	\$3,150.00
EFT0007757	206515	BOWERMAN CONSTRUCTION LTD	2022-09-23	BMO1	PMCHQ00001800	\$3,151.68
EFT0007805	206515	BOWERMAN CONSTRUCTION LTD	2022-09-28	BMO1	PMCHQ00001803	\$120,033.05
EFT0007864	206515	BOWERMAN CONSTRUCTION LTD	2022-10-21	BMO1	PMCHQ00001815	\$228,706.35
EFT0007865	9515	BOWMARK CONCRETE LTD.	2022-10-21	BMO1	PMCHQ00001815	\$799.87
EFT0007677	10997	BRANDT TRACTOR LTD.	2022-09-01	BMO1	PMCHQ00001790	\$22.45
EFT0007866	10997	BRANDT TRACTOR LTD.	2022-10-21	BMO1	PMCHQ00001815	\$3,192.00
EFT0007926	10997	BRANDT TRACTOR LTD.	2022-10-27	BMO1	PMCHQ00001818	\$198,240.00
EFT0007595	54350	BRENNTAG CANADA INC.	2022-08-10	BMO1	PMCHQ00001780	\$6,254.94
EFT0007758	54350	BRENNTAG CANADA INC.	2022-09-23	BMO1	PMCHQ00001800	\$7,463.28

* Voided Cheques

Cheque Number	Vendor ID	Vendor Cheque Name	Cheque Date	Chequebook ID	Audit Trail Code	Amount
EFT0007834	54350	BRENNTAG CANADA INC.	2022-10-12	BMO1	PMCHQ00001810	\$161.30
151516	205129	BRICK, JANELLE	2022-10-19	BMO1	PMCHQ00001813	\$100.00
151148	206763	BRIDGER, KATE	2022-08-31	BMO1	PMCHQ00001789	\$100.00
151517	202966	BROCK WHITE CANADA COMPANY	2022-10-19	BMO1	PMCHQ00001813	\$273.91
EFT0007818	26710	BROGAN FIRE & SAFETY	2022-10-05	BMO1	PMCHQ00001806	\$256.20
EFT0007867	26710	BROGAN FIRE & SAFETY	2022-10-21	BMO1	PMCHQ00001815	\$421.89
151490	206862	BUCHANAN, LYNNE	2022-10-12	BMO1	PMCHQ00001811	\$219.45
EFT0007642	206470	BUNZL	2022-08-24	BMO1	PMCHQ00001786	\$4,240.08
EFT0007678	206470	BUNZL	2022-09-01	BMO1	PMCHQ00001790	\$209.22
EFT0007759	206470	BUNZL	2022-09-23	BMO1	PMCHQ00001800	\$798.69
EFT0007819	206470	BUNZL	2022-10-05	BMO1	PMCHQ00001806	\$4,617.71
EFT0007835	206470	BUNZL	2022-10-12	BMO1	PMCHQ00001810	\$96.55
EFT0007847	206470	BUNZL	2022-10-19	BMO1	PMCHQ00001812	\$1,209.46
EFT0007868	206470	BUNZL	2022-10-21	BMO1	PMCHQ00001815	\$618.53
151060	203363	BUSINESS EXAMINER	2022-08-17	BMO1	PMCHQ00001785	\$1,047.90
151232	206142	BUTLER CONCRETE & AGGREGATE LT	2022-09-01	BMO1	PMCHQ00001791	\$1,946.94
151149	206764	BUTLER, CARLY	2022-08-31	BMO1	PMCHQ00001789	\$100.00
151061	206161	C G MECHANICAL SERVICE LTD	2022-08-17	BMO1	PMCHQ00001785	\$2,452.09
151555	206161	C G MECHANICAL SERVICE LTD	2022-10-21	BMO1	PMCHQ00001814	\$2,120.81
150988	203484	CAMLOCK HOLDINGS LTD	2022-08-03	BMO1	PMCHQ00001777	\$1,144.08
151233	203484	CAMLOCK HOLDINGS LTD	2022-09-01	BMO1	PMCHQ00001791	\$793.66
151369	203484	CAMLOCK HOLDINGS LTD	2022-09-23	BMO1	PMCHQ00001801	\$865.34
151447	203484	CAMLOCK HOLDINGS LTD	2022-10-05	BMO1	PMCHQ00001807	\$1,779.82
151556	203484	CAMLOCK HOLDINGS LTD	2022-10-21	BMO1	PMCHQ00001814	\$1,923.60
151234	13650	CANADIAN ASSOCIATION OF FIRE C	2022-09-01	BMO1	PMCHQ00001791	\$565.00
151343	206840	CANADIAN INSTITUTE OF FOOD SAF	2022-09-21	BMO1	PMCHQ00001799	\$2,098.95
EFT0007614	14380	CANADIAN LINEN AND UNIFORM SER	2022-08-17	BMO1	PMCHQ00001784	\$725.02
EFT0007679	14380	CANADIAN LINEN AND UNIFORM SER	2022-09-01	BMO1	PMCHQ00001790	\$580.30
EFT0007820	14380	CANADIAN LINEN AND UNIFORM SER	2022-10-05	BMO1	PMCHQ00001806	\$642.60
EFT0007869	14380	CANADIAN LINEN AND UNIFORM SER	2022-10-21	BMO1	PMCHQ00001815	\$677.62
EFT0007615	204107	CANADIAN MARITIME ENGINEERING	2022-08-17	BMO1	PMCHQ00001784	\$897.99
EFT0007680	204107	CANADIAN MARITIME ENGINEERING	2022-09-01	BMO1	PMCHQ00001790	\$563.55
EFT0007760	204107	CANADIAN MARITIME ENGINEERING	2022-09-23	BMO1	PMCHQ00001800	\$243.04
EFT0007870	204107	CANADIAN MARITIME ENGINEERING	2022-10-21	BMO1	PMCHQ00001815	\$903.57
151306	206672	CANADIAN PUBLIC RELATIONS SOCI	2022-09-14	BMO1	PMCHQ00001797	\$100.00
151235	15052	CANADIAN RED CROSS SOCIETY - C	2022-09-01	BMO1	PMCHQ00001791	\$1,168.30
151557	15052	CANADIAN RED CROSS SOCIETY - C	2022-10-21	BMO1	PMCHQ00001814	\$80.00
151062	15301	CANADIAN TIRE #488	2022-08-17	BMO1	PMCHQ00001785	\$3,155.90
151236	15301	CANADIAN TIRE #488	2022-09-01	BMO1	PMCHQ00001791	\$770.14
151448	15301	CANADIAN TIRE #488	2022-10-05	BMO1	PMCHQ00001807	\$1,184.16
EFT0007727	15580	CANADIAN UNION OF PUBLIC EMPLO	2022-09-14	BMO1	PMCHQ00001796	\$14,096.84
EFT0007821	15580	CANADIAN UNION OF PUBLIC EMPLO	2022-10-05	BMO1	PMCHQ00001806	\$13,957.43
EFT0007919	15580	CANADIAN UNION OF PUBLIC EMPLO	2022-10-26	BMO1	PMCHQ00001816	\$13,519.11
151003	49165	CBI REHABILITATION IN MOTION I	2022-08-05	BMO1	PMCHQ00001779	\$78.75
151063	203688	CDW CANADA	2022-08-17	BMO1	PMCHQ00001785	\$7,443.07
151344	203688	CDW CANADA	2022-09-21	BMO1	PMCHQ00001799	\$78.90
EFT0007616	55727	CENTRAL SQUARE	2022-08-17	BMO1	PMCHQ00001784	\$2,835.00
EFT0007740	55727	CENTRAL SQUARE	2022-09-21	BMO1	PMCHQ00001798	\$35,564.93
EFT0007871	55727	CENTRAL SQUARE	2022-10-21	BMO1	PMCHQ00001815	\$8,529.28
EFT0007920	55727	CENTRAL SQUARE	2022-10-26	BMO1	PMCHQ00001816	\$18,720.00
151237	202459	CHANCES RIMROCK	2022-09-01	BMO1	PMCHQ00001791	\$966.49
151150	206765	CHANEY, DEB	2022-08-31	BMO1	PMCHQ00001789	\$100.00
151064	17550	CIRCLE DAIRY 1987 LTD	2022-08-17	BMO1	PMCHQ00001785	\$712.58
151238	17550	CIRCLE DAIRY 1987 LTD	2022-09-01	BMO1	PMCHQ00001791	\$28.86
151370	17550	CIRCLE DAIRY 1987 LTD	2022-09-23	BMO1	PMCHQ00001801	\$4,699.61
151421	17550	CIRCLE DAIRY 1987 LTD	2022-09-28	BMO1	PMCHQ00001804	\$372.01
151449	17550	CIRCLE DAIRY 1987 LTD	2022-10-05	BMO1	PMCHQ00001807	\$997.82
151518	17550	CIRCLE DAIRY 1987 LTD	2022-10-19	BMO1	PMCHQ00001813	\$5,077.72
151558	17550	CIRCLE DAIRY 1987 LTD	2022-10-21	BMO1	PMCHQ00001814	\$141.29
151619	17550	CIRCLE DAIRY 1987 LTD	2022-10-26	BMO1	PMCHQ00001817	\$2,398.43
151004	17640	CITY OF PORT ALBERNI	2022-08-05	BMO1	PMCHQ00001779	\$12,729.18
151239	17640	CITY OF PORT ALBERNI	2022-09-01	BMO1	PMCHQ00001791	\$2,991.55
151307	17640	CITY OF PORT ALBERNI	2022-09-14	BMO1	PMCHQ00001797	\$2,363.13
151519	17640	CITY OF PORT ALBERNI	2022-10-19	BMO1	PMCHQ00001813	\$159.20
151632	17640	CITY OF PORT ALBERNI	2022-10-31	BMO1	PMCHQ00001819	\$19,286.83

* Voided Cheques

Cheque Number	Vendor ID	Vendor Cheque Name	Cheque Date	Chequebook ID	Audit Trail Code	Amount
EFT0007822	17971	CIVIC INFO BC	2022-10-05	BMO1	PMCHQ00001806	\$1,785.00
151450	206859	CLARKE, MACKENZIE	2022-10-05	BMO1	PMCHQ00001807	\$21.42
151065	46589	CLEARTECH INDUSTRIES INC	2022-08-17	BMO1	PMCHQ00001785	\$262.01
151240	46589	CLEARTECH INDUSTRIES INC	2022-09-01	BMO1	PMCHQ00001791	\$1,556.71
151066	203788	CLOVERDALE PAINT INC	2022-08-17	BMO1	PMCHQ00001785	\$4,506.96
151241	203788	CLOVERDALE PAINT INC	2022-09-01	BMO1	PMCHQ00001791	\$531.90
151451	203788	CLOVERDALE PAINT INC	2022-10-05	BMO1	PMCHQ00001807	\$568.86
151491	203788	CLOVERDALE PAINT INC	2022-10-12	BMO1	PMCHQ00001811	\$72.47
151559	203788	CLOVERDALE PAINT INC	2022-10-21	BMO1	PMCHQ00001814	\$5,547.67
EFT0007681	12586	CMJ EQUIPMENT	2022-09-01	BMO1	PMCHQ00001790	\$446.25
EFT0007682	23250	COASTAL PEST MANAGEMENT	2022-09-01	BMO1	PMCHQ00001790	\$294.00
EFT0007872	23250	COASTAL PEST MANAGEMENT	2022-10-21	BMO1	PMCHQ00001815	\$94.50
151560	205911	COASTAL RISK SOLUTIONS	2022-10-21	BMO1	PMCHQ00001814	\$842.38
151242	18719	COCA COLA BOTTLING	2022-09-01	BMO1	PMCHQ00001791	\$816.48
151620	18719	COCA COLA BOTTLING	2022-10-26	BMO1	PMCHQ00001817	\$610.30
151151	206766	COCKBURN, JEAN	2022-08-31	BMO1	PMCHQ00001789	\$100.00
151371	18735	COFFEE FUND	2022-09-23	BMO1	PMCHQ00001801	\$121.50
151452	18735	COFFEE FUND	2022-10-05	BMO1	PMCHQ00001807	\$126.00
EFT0007761	18740	COKELY WIRE ROPE LTD	2022-09-23	BMO1	PMCHQ00001800	\$234.79
151067	206745	COLE, ANNA	2022-08-17	BMO1	PMCHQ00001785	\$108.14
EFT0007617	18863	COLUMBIA FUELS	2022-08-17	BMO1	PMCHQ00001784	\$15,695.59
EFT0007683	18863	COLUMBIA FUELS	2022-09-01	BMO1	PMCHQ00001790	\$2,734.28
EFT0007762	18863	COLUMBIA FUELS	2022-09-23	BMO1	PMCHQ00001800	\$262.50
EFT0007873	18863	COLUMBIA FUELS	2022-10-21	BMO1	PMCHQ00001815	\$262.50
150989	18970	COLYN'S LANDSCAPING LTD	2022-08-03	BMO1	PMCHQ00001777	\$2,178.75
151243	18970	COLYN'S LANDSCAPING LTD	2022-09-01	BMO1	PMCHQ00001791	\$14,344.05
151372	18970	COLYN'S LANDSCAPING LTD	2022-09-23	BMO1	PMCHQ00001801	\$23,282.96
151244	18975	COLYN'S NURSERY & GARDEN CENTR	2022-09-01	BMO1	PMCHQ00001791	\$921.99
151453	18975	COLYN'S NURSERY & GARDEN CENTR	2022-10-05	BMO1	PMCHQ00001807	\$531.22
151118	203473	COMMERCIAL TRUCK EQUIPMENT CO	2022-08-24	BMO1	PMCHQ00001787	\$8,182.93
151454	19200	COMMUNITY ARTS COUNCIL OF THE	2022-10-05	BMO1	PMCHQ00001807	\$74.10
151245	19263	COMMUNITY FUTURES DEVELOPMENT	2022-09-01	BMO1	PMCHQ00001791	\$1,600.00
151455	19263	COMMUNITY FUTURES DEVELOPMENT	2022-10-05	BMO1	PMCHQ00001807	\$1,600.00
EFT0007848	19300	COMOX PACIFIC EXPRESS LTD	2022-10-19	BMO1	PMCHQ00001812	\$191.73
EFT0007584	201803	CO-OPERATORS, THE	2022-08-05	BMO1	PMCHQ00001778	\$14,101.47
EFT0007728	201803	CO-OPERATORS, THE	2022-09-14	BMO1	PMCHQ00001796	\$14,078.91
EFT0007874	201803	CO-OPERATORS, THE	2022-10-21	BMO1	PMCHQ00001815	\$14,098.76
EFT0007875	203653	COPCAN CIVIL LP	2022-10-21	BMO1	PMCHQ00001815	\$208,620.30
151456	205803	CORBEIL, RON	2022-10-05	BMO1	PMCHQ00001807	\$849.30
151457	205010	CORROSION SERVICE	2022-10-05	BMO1	PMCHQ00001807	\$1,758.75
151520	206863	COWAN, CAMILLE	2022-10-19	BMO1	PMCHQ00001813	\$382.00
151561	206854	CRAIG INDUSTRIAL SERVICES	2022-10-21	BMO1	PMCHQ00001814	\$658.00
151345	204361	CUSSON, DAVE	2022-09-21	BMO1	PMCHQ00001799	\$52.03
151492	204361	CUSSON, DAVE	2022-10-12	BMO1	PMCHQ00001811	\$476.74
151152	206767	DARBY, WINTER	2022-08-31	BMO1	PMCHQ00001789	\$100.00
151308	206767	DARBY, WINTER	2022-09-14	BMO1	PMCHQ00001797	\$210.00
151493	204862	DARLING, SARA	2022-10-12	BMO1	PMCHQ00001811	\$62.80
151068	204129	DAST WELDING INC	2022-08-17	BMO1	PMCHQ00001785	\$30,100.30
151005	206730	DAVID HEIMAN	2022-08-05	BMO1	PMCHQ00001779	\$100.00
151373	205716	DAVIS, PAUL	2022-09-23	BMO1	PMCHQ00001801	\$257.00
EFT0007618	44880	DB PERKS & ASSOCIATES LTD.	2022-08-17	BMO1	PMCHQ00001784	\$13,064.80
EFT0007729	44880	DB PERKS & ASSOCIATES LTD.	2022-09-14	BMO1	PMCHQ00001796	\$21,527.70
EFT0007876	44880	DB PERKS & ASSOCIATES LTD.	2022-10-21	BMO1	PMCHQ00001815	\$928.99
151153	206768	DE MIGUEL, JIMENA	2022-08-31	BMO1	PMCHQ00001789	\$100.00
151119	21600	DEAKIN, PATRICK	2022-08-24	BMO1	PMCHQ00001787	\$800.66
151154	21600	DEAKIN, PATRICK	2022-08-31	BMO1	PMCHQ00001789	\$262.36
151521	21600	DEAKIN, PATRICK	2022-10-19	BMO1	PMCHQ00001813	\$258.47
151069	206719	DEVELOTECH INC.	2022-08-17	BMO1	PMCHQ00001785	\$2,314.78
EFT0007730	206385	DICKINSON, ROB	2022-09-14	BMO1	PMCHQ00001796	\$720.00
EFT0007836	206385	DICKINSON, ROB	2022-10-12	BMO1	PMCHQ00001810	\$1,607.55
151562	206866	DILSSNER, JANET	2022-10-21	BMO1	PMCHQ00001814	\$84.00
151070	206741	DIROCCO, TINA	2022-08-17	BMO1	PMCHQ00001785	\$155.92
151494	203955	DIXON, SANDRA	2022-10-12	BMO1	PMCHQ00001811	\$173.00
151006	203168	DOIG, JEANNIE	2022-08-05	BMO1	PMCHQ00001779	\$189.00
EFT0007585	22200	DOLANS CONCRETE LTD	2022-08-05	BMO1	PMCHQ00001778	\$268.80

* Voided Cheques

Cheque Number	Vendor ID	Vendor Cheque Name	Cheque Date	Chequebook ID	Audit Trail Code	Amount
EFT0007619	22200	DOLANS CONCRETE LTD	2022-08-17	BMO1	PMCHQ00001784	\$7,534.62
EFT0007877	22200	DOLANS CONCRETE LTD	2022-10-21	BMO1	PMCHQ00001815	\$14,009.86
151155	206769	DOMAN, BETH	2022-08-31	BMO1	PMCHQ00001789	\$100.00
151246	205249	DONINION VOTING	2022-09-01	BMO1	PMCHQ00001791	\$4,870.74
151309	206549	DONAHUE, EMILY	2022-09-14	BMO1	PMCHQ00001797	\$40.95
151522	206549	DONAHUE, EMILY	2022-10-19	BMO1	PMCHQ00001813	\$36.75
151071	206740	DOYLE, RYAN	2022-08-17	BMO1	PMCHQ00001785	\$44.80
151156	206770	DUFFHUES, JOSEE	2022-08-31	BMO1	PMCHQ00001789	\$100.00
151072	22526	DUNCAN ELECTRIC MOTOR LTD	2022-08-17	BMO1	PMCHQ00001785	\$2,732.80
151247	22526	DUNCAN ELECTRIC MOTOR LTD	2022-09-01	BMO1	PMCHQ00001791	\$28,883.95
151073	206706	DUNLEVY FOOD EQUIPMENT LTD	2022-08-17	BMO1	PMCHQ00001785	\$3,676.63
151157	206771	DUNN, JACQUELINE	2022-08-31	BMO1	PMCHQ00001789	\$100.00
151248	206098	EARTH LAND AND SEA	2022-09-01	BMO1	PMCHQ00001791	\$1,561.88
151346	206098	EARTH LAND AND SEA	2022-09-21	BMO1	PMCHQ00001799	\$269.50
151374	206098	EARTH LAND AND SEA	2022-09-23	BMO1	PMCHQ00001801	\$329.00
EFT0007716	201054	E-CARD ID PRODUCTS	2022-09-07	BMO1	PMCHQ00001792	\$561.73
151158	206772	EDMONDSON, MARTINA	2022-08-31	BMO1	PMCHQ00001789	\$100.00
151074	206757	EELY, RAYMOND D	2022-08-17	BMO1	PMCHQ00001785	\$376.84
EFT0007643	23181	EMCO LIMITED	2022-08-24	BMO1	PMCHQ00001786	\$301.87
EFT0007644	203978	ENCORE BUSINESS SOLUTIONS INC	2022-08-24	BMO1	PMCHQ00001786	\$1,181.25
EFT0007806	203978	ENCORE BUSINESS SOLUTIONS INC	2022-09-28	BMO1	PMCHQ00001803	\$17,296.40
EFT0007837	203978	ENCORE BUSINESS SOLUTIONS INC	2022-10-12	BMO1	PMCHQ00001810	\$49,087.38
EFT0007878	203978	ENCORE BUSINESS SOLUTIONS INC	2022-10-21	BMO1	PMCHQ00001815	\$118.13
EFT0007570	42374	ENEX FUELS LTD.	2022-08-03	BMO1	PMCHQ00001776	\$56,616.65
EFT0007596	42374	ENEX FUELS LTD.	2022-08-10	BMO1	PMCHQ00001780	\$5,918.31
EFT0007684	42374	ENEX FUELS LTD.	2022-09-01	BMO1	PMCHQ00001790	\$38,789.84
EFT0007807	42374	ENEX FUELS LTD.	2022-09-28	BMO1	PMCHQ00001803	\$45,597.79
EFT0007879	42374	ENEX FUELS LTD.	2022-10-21	BMO1	PMCHQ00001815	\$34,375.84
151310	205990	ENTANDEM	2022-09-14	BMO1	PMCHQ00001797	\$47.28
151007	203480	ENVIROSMART BIODEGRADABLES	2022-08-05	BMO1	PMCHQ00001779	\$2,516.60
EFT0007763	202415	ESC AUTOMATION INC	2022-09-23	BMO1	PMCHQ00001800	\$472.50
EFT0007880	202415	ESC AUTOMATION INC	2022-10-21	BMO1	PMCHQ00001815	\$472.50
151375	206846	ESTATE OF CLARENCE W NASH	2022-09-23	BMO1	PMCHQ00001801	\$191.00
EFT0007764	23450	EVITT ELECTRIC CO LTD	2022-09-23	BMO1	PMCHQ00001800	\$239.69
151008	23495	EXHAUST MASTERS - A.P. BRAKE &	2022-08-05	BMO1	PMCHQ00001779	\$44.80
151032	206731	F H BLACK & COMPANY INCORPORAT	2022-08-10	BMO1	PMCHQ00001781	\$21,238.35
151033	202041	FELTRIN, TANIS	2022-08-10	BMO1	PMCHQ00001781	\$26.58
151311	202041	FELTRIN, TANIS	2022-09-14	BMO1	PMCHQ00001797	\$62.20
151563	202041	FELTRIN, TANIS	2022-10-21	BMO1	PMCHQ00001814	\$27.00
151376	23960	FENCELINE PRODUCTS LTD	2022-09-23	BMO1	PMCHQ00001801	\$75.09
151249	24389	FIRST GLASS LTD	2022-09-01	BMO1	PMCHQ00001791	\$3,750.00
151347	24391	FIRST NATIONAL FINANCIAL LP	2022-09-21	BMO1	PMCHQ00001799	\$2,006.96
151250	206074	FIVE STAR EMBROIDERY & SILK SC	2022-09-01	BMO1	PMCHQ00001791	\$620.26
EFT0007881	24890	FLOORING DEPOT	2022-10-21	BMO1	PMCHQ00001815	\$4,277.56
EFT0007620	204191	FOOTPRINTS SECURITY PATROL INC	2022-08-17	BMO1	PMCHQ00001784	\$5,574.45
EFT0007685	204191	FOOTPRINTS SECURITY PATROL INC	2022-09-01	BMO1	PMCHQ00001790	\$4,776.45
EFT0007765	204191	FOOTPRINTS SECURITY PATROL INC	2022-09-23	BMO1	PMCHQ00001800	\$11,080.65
EFT0007838	204191	FOOTPRINTS SECURITY PATROL INC	2022-10-12	BMO1	PMCHQ00001810	\$6,394.50
EFT0007882	204191	FOOTPRINTS SECURITY PATROL INC	2022-10-21	BMO1	PMCHQ00001815	\$10,808.70
151075	206749	FORSEILLE, PATRICK	2022-08-17	BMO1	PMCHQ00001785	\$161.00
151076	202959	FORT GARRY FIRE TRUCKS	2022-08-17	BMO1	PMCHQ00001785	\$615,018.08
151377	202959	FORT GARRY FIRE TRUCKS	2022-09-23	BMO1	PMCHQ00001801	\$276.35
151009	16501	FORTIS BC - NATURAL GAS	2022-08-05	BMO1	PMCHQ00001779	\$7,479.95
151077	16501	FORTIS BC - NATURAL GAS	2022-08-17	BMO1	PMCHQ00001785	\$6,195.42
151251	16501	FORTIS BC - NATURAL GAS	2022-09-01	BMO1	PMCHQ00001791	\$33.31
151287	16501	FORTIS BC - NATURAL GAS	2022-09-07	BMO1	PMCHQ00001793	\$2,797.51
151422	16501	FORTIS BC - NATURAL GAS	2022-09-28	BMO1	PMCHQ00001804	\$145.02
151458	16501	FORTIS BC - NATURAL GAS	2022-10-05	BMO1	PMCHQ00001807	\$5,815.29
151523	16501	FORTIS BC - NATURAL GAS	2022-10-19	BMO1	PMCHQ00001813	\$1,414.02
151010	206720	FRANK PLANNING COLLABORATIVE	2022-08-05	BMO1	PMCHQ00001779	\$19,722.50
151378	206720	FRANK PLANNING COLLABORATIVE	2022-09-23	BMO1	PMCHQ00001801	\$6,442.80
151011	55160	FRED SURRIDGE LTD	2022-08-05	BMO1	PMCHQ00001779	\$6,809.24
151120	55160	FRED SURRIDGE LTD	2022-08-24	BMO1	PMCHQ00001787	\$3,230.25
151252	55160	FRED SURRIDGE LTD	2022-09-01	BMO1	PMCHQ00001791	\$2,340.21
151379	55160	FRED SURRIDGE LTD	2022-09-23	BMO1	PMCHQ00001801	\$1,814.19

* Voided Cheques

Cheque Number	Vendor ID	Vendor Cheque Name	Cheque Date	Chequebook ID	Audit Trail Code	Amount
151459	55160	FRED SURRIDGE LTD	2022-10-05	BMO1	PMCHQ00001807	\$12,682.99
151524	55160	FRED SURRIDGE LTD	2022-10-19	BMO1	PMCHQ00001813	\$13,405.52
151159	206773	FREHLICH, CHERYL	2022-08-31	BMO1	PMCHQ00001789	\$100.00
151312	206773	FREHLICH, CHERYL	2022-09-14	BMO1	PMCHQ00001797	\$122.50
151564	206865	FRESH COAST MARKET	2022-10-21	BMO1	PMCHQ00001814	\$1,684.62
EFT0007766	204015	FRIESEN PLASTICS INC	2022-09-23	BMO1	PMCHQ00001800	\$1,679.97
151078	205875	G&G ROOFING LTD	2022-08-17	BMO1	PMCHQ00001785	\$2,068.94
151034	203958	GAGNON, MICHELLE	2022-08-10	BMO1	PMCHQ00001781	\$248.64
151160	203958	GAGNON, MICHELLE	2022-08-31	BMO1	PMCHQ00001789	\$57.00
151423	203958	GAGNON, MICHELLE	2022-09-28	BMO1	PMCHQ00001804	\$6.21
151460	203958	GAGNON, MICHELLE	2022-10-05	BMO1	PMCHQ00001807	\$19.17
151121	206097	GARCIA, ANYA	2022-08-24	BMO1	PMCHQ00001787	\$37.00
EFT0007571	204276	GARDAWORLD	2022-08-03	BMO1	PMCHQ00001776	\$441.55
EFT0007686	204276	GARDAWORLD	2022-09-01	BMO1	PMCHQ00001790	\$830.48
EFT0007883	204276	GARDAWORLD	2022-10-21	BMO1	PMCHQ00001815	\$1,839.53
151161	206818	GAUTHIER, JASMINE	2022-08-31	BMO1	PMCHQ00001789	\$99.50
151313	206818	GAUTHIER, JASMINE	2022-09-14	BMO1	PMCHQ00001797	\$36.00
151079	206753	GEDDES, PATRICIA	2022-08-17	BMO1	PMCHQ00001785	\$193.44
151621	204999	GEE DANN PRODUCTIONS	2022-10-26	BMO1	PMCHQ00001817	\$5,700.00
EFT0007687	25368	GENESIS FIRE PROTECTION	2022-09-01	BMO1	PMCHQ00001790	\$429.45
151622	28070	GEO H. HEWITT CO. LTD.	2022-10-26	BMO1	PMCHQ00001817	\$351.53
EFT0007688	205749	GFL ENVIRONMENTAL SERIVICES IN	2022-09-01	BMO1	PMCHQ00001790	\$1,283.27
EFT0007767	205749	GFL ENVIRONMENTAL SERIVICES IN	2022-09-23	BMO1	PMCHQ00001800	\$1,275.62
EFT0007823	205749	GFL ENVIRONMENTAL SERIVICES IN	2022-10-05	BMO1	PMCHQ00001806	\$2,268.58
151080	206750	GILL, RANDY	2022-08-17	BMO1	PMCHQ00001785	\$109.51
151081	206752	GILL, RENAE	2022-08-17	BMO1	PMCHQ00001785	\$157.95
151253	25436	GIRISON LAUNDROMAT	2022-09-01	BMO1	PMCHQ00001791	\$1,022.70
151565	25436	GIRISON LAUNDROMAT	2022-10-21	BMO1	PMCHQ00001814	\$982.80
151525	206062	GLADSTONE, JOSEPH V	2022-10-19	BMO1	PMCHQ00001813	\$180.00
151162	206774	GLOCK, MARCELLE	2022-08-31	BMO1	PMCHQ00001789	\$100.00
151163	206775	GOATCHER, SANDY	2022-08-31	BMO1	PMCHQ00001789	\$100.00
151461	25920	GRAND & TOY	2022-10-05	BMO1	PMCHQ00001807	\$52.53
151526	205569	GRANNEMAN, JOSEPHINE	2022-10-19	BMO1	PMCHQ00001813	\$52.26
EFT0007597	26070	GRAPHICS FACTORY	2022-08-10	BMO1	PMCHQ00001780	\$560.00
EFT0007689	26070	GRAPHICS FACTORY	2022-09-01	BMO1	PMCHQ00001790	\$111.95
EFT0007839	26070	GRAPHICS FACTORY	2022-10-12	BMO1	PMCHQ00001810	\$641.76
151164	206776	GRAY, D.F.	2022-08-31	BMO1	PMCHQ00001789	\$100.00
151527	206577	GRAY, REBECCA	2022-10-19	BMO1	PMCHQ00001813	\$168.00
151082	37255	GREAT WEST EQUIPMENT	2022-08-17	BMO1	PMCHQ00001785	\$319.59
151254	37255	GREAT WEST EQUIPMENT	2022-09-01	BMO1	PMCHQ00001791	\$121.34
151566	37255	GREAT WEST EQUIPMENT	2022-10-21	BMO1	PMCHQ00001814	\$236.43
151381	26320	GREEN THUMB NURSERIES &	2022-09-23	BMO1	PMCHQ00001801	\$1,223.14
EFT0007586	205009	GREGG DISTRIBUTORS (BC) LTD	2022-08-05	BMO1	PMCHQ00001778	\$1,244.10
EFT0007645	205009	GREGG DISTRIBUTORS (BC) LTD	2022-08-24	BMO1	PMCHQ00001786	\$1,459.82
EFT0007690	205009	GREGG DISTRIBUTORS (BC) LTD	2022-09-01	BMO1	PMCHQ00001790	\$66.57
EFT0007768	205009	GREGG DISTRIBUTORS (BC) LTD	2022-09-23	BMO1	PMCHQ00001800	\$1,903.94
EFT0007824	205009	GREGG DISTRIBUTORS (BC) LTD	2022-10-05	BMO1	PMCHQ00001806	\$1,590.63
EFT0007849	205009	GREGG DISTRIBUTORS (BC) LTD	2022-10-19	BMO1	PMCHQ00001812	\$1,857.72
EFT0007884	205009	GREGG DISTRIBUTORS (BC) LTD	2022-10-21	BMO1	PMCHQ00001815	\$74.63
151165	206777	GREIG, LINDA	2022-08-31	BMO1	PMCHQ00001789	\$100.00
151314	206777	GREIG, LINDA	2022-09-14	BMO1	PMCHQ00001797	\$175.00
151166	206778	GRISON, BRIAN	2022-08-31	BMO1	PMCHQ00001789	\$100.00
151382	203680	GROENEVELD CPL SYSTEMS CANADA	2022-09-23	BMO1	PMCHQ00001801	\$379.90
151167	206779	GROWCOTT, JULIAN	2022-08-31	BMO1	PMCHQ00001789	\$100.00
EFT0007646	26710	GUILLEVIN INT. INC. IND/SAFETY	2022-08-24	BMO1	PMCHQ00001786	\$256.20
EFT0007691	26710	GUILLEVIN INT. INC. IND/SAFETY	2022-09-01	BMO1	PMCHQ00001790	\$1,860.52
EFT0007769	26710	GUILLEVIN INT. INC. IND/SAFETY	2022-09-23	BMO1	PMCHQ00001800	\$1,336.73
151383	206582	H2X CONTRACTING LTD	2022-09-23	BMO1	PMCHQ00001801	\$14,931.67
151083	201019	HAACK, EDITH	2022-08-17	BMO1	PMCHQ00001785	\$189.00
EFT0007692	27009	HACH SALES & SERVICE CANADA	2022-09-01	BMO1	PMCHQ00001790	\$368.91
EFT0007770	27009	HACH SALES & SERVICE CANADA	2022-09-23	BMO1	PMCHQ00001800	\$2,056.41
EFT0007840	27009	HACH SALES & SERVICE CANADA	2022-10-12	BMO1	PMCHQ00001810	\$964.32
151567	205790	HAGGARD, DEBBIE	2022-10-21	BMO1	PMCHQ00001814	\$54.30
151424	206597	HALL, WENDY	2022-09-28	BMO1	PMCHQ00001804	\$51.94
151384	205687	HANDICARE CANADA, LTD	2022-09-23	BMO1	PMCHQ00001801	\$748.00

* Voided Cheques

Cheque Number	Vendor ID	Vendor Cheque Name	Cheque Date	Chequebook ID	Audit Trail Code	Amount
151568	205687	HANDICARE CANADA, LTD	2022-10-21	BMO1	PMCHQ00001814	\$290.24
151425	27300	HANDY ANDY MAINTENANCE LTD	2022-09-28	BMO1	PMCHQ00001804	\$26,367.71
151623	206833	HANNAH RAMSEY PHOTOGRAPHY	2022-10-26	BMO1	PMCHQ00001817	\$250.00
151385	206832	HARBOUR HAZMAT INC	2022-09-23	BMO1	PMCHQ00001801	\$7,544.25
150990	206575	HAS PAINTING	2022-08-03	BMO1	PMCHQ00001777	\$399.00
151569	206575	HAS PAINTING	2022-10-21	BMO1	PMCHQ00001814	\$2,985.15
EFT0007621	27850	HAYLOCK BROS PAVING LTD	2022-08-17	BMO1	PMCHQ00001784	\$6,242.94
EFT0007771	27850	HAYLOCK BROS PAVING LTD	2022-09-23	BMO1	PMCHQ00001800	\$3,452.15
EFT0007885	27850	HAYLOCK BROS PAVING LTD	2022-10-21	BMO1	PMCHQ00001815	\$3,233.19
EFT0007921	27850	HAYLOCK BROS PAVING LTD	2022-10-26	BMO1	PMCHQ00001816	\$1,573.01
151168	206780	HELM, JOANNE	2022-08-31	BMO1	PMCHQ00001789	\$100.00
151255	206816	HEMPSTEAD, WYATT	2022-09-01	BMO1	PMCHQ00001791	\$155.00
151084	205680	HENSON, MYA	2022-08-17	BMO1	PMCHQ00001785	\$26.62
151386	204295	HERITAGE GROUP DISTRIBUTION	2022-09-23	BMO1	PMCHQ00001801	\$1,154.84
151012	206010	HIGH STANDARDS OVERHEAD DOOR L	2022-08-05	BMO1	PMCHQ00001779	\$189.00
EFT0007886	28223	HI-PRO SPORTING GOODS	2022-10-21	BMO1	PMCHQ00001815	\$170.10
151387	24810	HOME CRAFT MANUFACTURING	2022-09-23	BMO1	PMCHQ00001801	\$876.75
EFT0007731	201898	HOOPER, DAVID	2022-09-14	BMO1	PMCHQ00001796	\$910.40
151256	28875	HOULE ELECTRIC	2022-09-01	BMO1	PMCHQ00001791	\$677.20
EFT0007841	28877	HOULE PRINTING	2022-10-12	BMO1	PMCHQ00001810	\$272.16
EFT0007887	28877	HOULE PRINTING	2022-10-21	BMO1	PMCHQ00001815	\$340.48
151169	206781	HURTUBISE, ROXY	2022-08-31	BMO1	PMCHQ00001789	\$100.00
151122	29260	HYLAND PRECAST INC	2022-08-24	BMO1	PMCHQ00001787	\$6,167.15
151257	205976	ICONIX WATER WORKS LP	2022-09-01	BMO1	PMCHQ00001791	\$1,497.50
151495	205976	ICONIX WATER WORKS LP	2022-10-12	BMO1	PMCHQ00001811	\$329.86
151013	206665	IMPERIAL DADE CANADA INC	2022-08-05	BMO1	PMCHQ00001779	\$509.60
151123	206665	IMPERIAL DADE CANADA INC	2022-08-24	BMO1	PMCHQ00001787	\$1,038.87
151528	206665	IMPERIAL DADE CANADA INC	2022-10-19	BMO1	PMCHQ00001813	\$1,002.22
EFT0007693	206732	INDUSTRA CONSTRUCTION CORP	2022-09-01	BMO1	PMCHQ00001790	\$242,815.77
EFT0007772	206732	INDUSTRA CONSTRUCTION CORP	2022-09-23	BMO1	PMCHQ00001800	\$425,130.47
EFT0007888	206732	INDUSTRA CONSTRUCTION CORP	2022-10-21	BMO1	PMCHQ00001815	\$146,507.42
EFT0007587	202319	INDUSTRIAL ALLIANCE INSURANCE	2022-08-05	BMO1	PMCHQ00001778	\$480.85
EFT0007732	202319	INDUSTRIAL ALLIANCE INSURANCE	2022-09-14	BMO1	PMCHQ00001796	\$475.29
EFT0007773	202319	INDUSTRIAL ALLIANCE INSURANCE	2022-09-23	BMO1	PMCHQ00001800	\$465.30
EFT0007647	30194	INLAND KENWORTH/PARKER PACIFIC	2022-08-24	BMO1	PMCHQ00001786	\$429.59
EFT0007774	30194	INLAND KENWORTH/PARKER PACIFIC	2022-09-23	BMO1	PMCHQ00001800	\$2,168.53
EFT0007889	30194	INLAND KENWORTH/PARKER PACIFIC	2022-10-21	BMO1	PMCHQ00001815	\$3,910.07
EFT0007733	203757	INVEST NORTHWEST PUBLISHING LT	2022-09-14	BMO1	PMCHQ00001796	\$418.95
151348	31200	IRITEX PUMPS & IRRIGATION INC.	2022-09-21	BMO1	PMCHQ00001799	\$6,258.77
151258	204340	ISLAND BACKFLOW TESTING	2022-09-01	BMO1	PMCHQ00001791	\$649.16
151349	206728	ISLAND CONCRETE CURBING	2022-09-21	BMO1	PMCHQ00001799	\$15,216.08
151259	31750	ISLAND OVERHEAD DOOR 1979 LTD	2022-09-01	BMO1	PMCHQ00001791	\$832.13
151570	31750	ISLAND OVERHEAD DOOR 1979 LTD	2022-10-21	BMO1	PMCHQ00001814	\$2,619.75
EFT0007663	12530	ISLAND RADIO LTD.	2022-08-31	BMO1	PMCHQ00001788	\$2,469.60
EFT0007850	12530	ISLAND RADIO LTD.	2022-10-19	BMO1	PMCHQ00001812	\$1,389.15
151571	31790	ISLAND STUCCO	2022-10-21	BMO1	PMCHQ00001814	\$1,732.50
151462	206853	ISLAND TIMBERFRAME	2022-10-05	BMO1	PMCHQ00001807	\$33,082.56
151260	205128	ITBLUEPRINT	2022-09-01	BMO1	PMCHQ00001791	\$2,610.27
151316	205128	ITBLUEPRINT	2022-09-14	BMO1	PMCHQ00001797	\$2,064.61
151529	205128	ITBLUEPRINT	2022-10-19	BMO1	PMCHQ00001813	\$7,809.38
151624	205128	ITBLUEPRINT	2022-10-26	BMO1	PMCHQ00001817	\$4,593.75
EFT0007734	205963	ITEL NETWORKS INC	2022-09-14	BMO1	PMCHQ00001796	\$8,909.33
EFT0007851	205963	ITEL NETWORKS INC	2022-10-19	BMO1	PMCHQ00001812	\$4,410.56
151530	205521	IVEZICH, KIM	2022-10-19	BMO1	PMCHQ00001813	\$674.44
151014	205929	IVEZICH, LAUREN	2022-08-05	BMO1	PMCHQ00001779	\$104.40
151085	205929	IVEZICH, LAUREN	2022-08-17	BMO1	PMCHQ00001785	\$95.42
151124	205929	IVEZICH, LAUREN	2022-08-24	BMO1	PMCHQ00001787	\$183.05
151170	205929	IVEZICH, LAUREN	2022-08-31	BMO1	PMCHQ00001789	\$47.12
151572	205929	IVEZICH, LAUREN	2022-10-21	BMO1	PMCHQ00001814	\$41.09
EFT0007598	8680	J W BERRY TRUCKING LTD.	2022-08-10	BMO1	PMCHQ00001780	\$1,008.00
EFT0007622	32270	JACK'S TIRE SALES & SERVICES L	2022-08-17	BMO1	PMCHQ00001784	\$4,135.04
EFT0007890	32270	JACK'S TIRE SALES & SERVICES L	2022-10-21	BMO1	PMCHQ00001815	\$230.05
EFT0007694	32400	JAL DESIGNS AND GRAPHICS INC	2022-09-01	BMO1	PMCHQ00001790	\$164.31
EFT0007775	32400	JAL DESIGNS AND GRAPHICS INC	2022-09-23	BMO1	PMCHQ00001800	\$736.96
EFT0007891	32400	JAL DESIGNS AND GRAPHICS INC	2022-10-21	BMO1	PMCHQ00001815	\$79.52

* Voided Cheques

Cheque Number	Vendor ID	Vendor Cheque Name	Cheque Date	Chequebook ID	Audit Trail Code	Amount
151418	203576	JAMIESON, MICHELE	2022-09-26	BMO1	PMCHQ00001802	\$150,000.00
EFT0007695	29140	JOHN DEERE FINANCIAL	2022-09-01	BMO1	PMCHQ00001790	\$54.30
151125	206803	JOHNSON, JAYMIE	2022-08-24	BMO1	PMCHQ00001787	\$105.00
151531	206864	JOHNSON, MAUREEN	2022-10-19	BMO1	PMCHQ00001813	\$220.00
151261	206827	JOHNSTON, ASHLY E	2022-09-01	BMO1	PMCHQ00001791	\$2,038.91
151171	205576	JORGENSEN, PAUL	2022-08-31	BMO1	PMCHQ00001789	\$100.00
EFT0007776	33496	JUST RITE PRECISION SHARPENING	2022-09-23	BMO1	PMCHQ00001800	\$246.40
EFT0007892	33496	JUST RITE PRECISION SHARPENING	2022-10-21	BMO1	PMCHQ00001815	\$295.68
151496	201114	KAREN FREETHY	2022-10-12	BMO1	PMCHQ00001811	\$80.00
151317	206716	KEEPING, KELSEY	2022-09-14	BMO1	PMCHQ00001797	\$88.00
151172	206821	KELSKI HOLDING LTD	2022-08-31	BMO1	PMCHQ00001789	\$500.00
151573	35975	KEN MACKAY AND SON	2022-10-21	BMO1	PMCHQ00001814	\$5,238.78
EFT0007572	33777	KENDRICK EQUIPMENT 2003 LTD.	2022-08-03	BMO1	PMCHQ00001776	\$372.21
EFT0007717	33777	KENDRICK EQUIPMENT 2003 LTD.	2022-09-07	BMO1	PMCHQ00001792	\$1,494.92
EFT0007825	33777	KENDRICK EQUIPMENT 2003 LTD.	2022-10-05	BMO1	PMCHQ00001806	\$1,780.34
151015	206717	KIRBY'S SOURCE FOR SPORTS	2022-08-05	BMO1	PMCHQ00001779	\$502.88
151388	205681	KLEYWEGT, BRIAN	2022-09-23	BMO1	PMCHQ00001801	\$369.98
151574	203777	KLITSA DOORS (2012) LTD	2022-10-21	BMO1	PMCHQ00001814	\$739.20
EFT0007599	34215	KOERS & ASSOCIATES ENGINEERING	2022-08-10	BMO1	PMCHQ00001780	\$4,154.27
EFT0007648	34215	KOERS & ASSOCIATES ENGINEERING	2022-08-24	BMO1	PMCHQ00001786	\$5,108.05
EFT0007696	34215	KOERS & ASSOCIATES ENGINEERING	2022-09-01	BMO1	PMCHQ00001790	\$26,180.37
EFT0007777	34215	KOERS & ASSOCIATES ENGINEERING	2022-09-23	BMO1	PMCHQ00001800	\$40,291.05
EFT0007893	34215	KOERS & ASSOCIATES ENGINEERING	2022-10-21	BMO1	PMCHQ00001815	\$54,240.82
151575	206867	KOROLUK, LES	2022-10-21	BMO1	PMCHQ00001814	\$192.56
151463	51746	KRAUSE, LISA	2022-10-05	BMO1	PMCHQ00001807	\$116.40
151464	206550	KUSUMOTO, TOMOKO	2022-10-05	BMO1	PMCHQ00001807	\$1,155.09
151262	34360	KWIK AS AIR	2022-09-01	BMO1	PMCHQ00001791	\$34.13
151576	34360	KWIK AS AIR	2022-10-21	BMO1	PMCHQ00001814	\$31.71
EFT0007588	34420	L B WOODCHOPPERS LTD	2022-08-05	BMO1	PMCHQ00001778	\$445.21
EFT0007649	34420	L B WOODCHOPPERS LTD	2022-08-24	BMO1	PMCHQ00001786	\$177.53
EFT0007697	34420	L B WOODCHOPPERS LTD	2022-09-01	BMO1	PMCHQ00001790	\$1,922.71
EFT0007778	34420	L B WOODCHOPPERS LTD	2022-09-23	BMO1	PMCHQ00001800	\$2,122.72
EFT0007826	34420	L B WOODCHOPPERS LTD	2022-10-05	BMO1	PMCHQ00001806	\$199.71
EFT0007894	34420	L B WOODCHOPPERS LTD	2022-10-21	BMO1	PMCHQ00001815	\$1,504.65
151577	204413	LAFRENTZ ROAD MARKING	2022-10-21	BMO1	PMCHQ00001814	\$27,078.35
151173	205581	LEBLANC, MAE	2022-08-31	BMO1	PMCHQ00001789	\$100.00
151465	206548	LENNOX, MATT	2022-10-05	BMO1	PMCHQ00001807	\$1,415.19
151174	206782	LENTINI, JESSICA	2022-08-31	BMO1	PMCHQ00001789	\$100.00
EFT0007852	206282	LEUCO CONSTRUCTION INC	2022-10-19	BMO1	PMCHQ00001812	\$13,230.00
EFT0007600	35105	LEWKOWICH ENGINEERING ASSOCIAT	2022-08-10	BMO1	PMCHQ00001780	\$535.50
EFT0007779	35105	LEWKOWICH ENGINEERING ASSOCIAT	2022-09-23	BMO1	PMCHQ00001800	\$1,409.16
EFT0007895	35105	LEWKOWICH ENGINEERING ASSOCIAT	2022-10-21	BMO1	PMCHQ00001815	\$501.90
EFT0007922	35105	LEWKOWICH ENGINEERING ASSOCIAT	2022-10-26	BMO1	PMCHQ00001816	\$811.97
EFT0007650	204710	LIDSTONE & COMPANY - IN TRUST	2022-08-24	BMO1	PMCHQ00001786	\$1,959.45
EFT0007780	204710	LIDSTONE & COMPANY - IN TRUST	2022-09-23	BMO1	PMCHQ00001800	\$1,681.69
EFT0007923	204710	LIDSTONE & COMPANY - IN TRUST	2022-10-26	BMO1	PMCHQ00001816	\$1,860.59
EFT0007735	35132	LIFESAVING SOCIETY	2022-09-14	BMO1	PMCHQ00001796	\$195.00
EFT0007896	35132	LIFESAVING SOCIETY	2022-10-21	BMO1	PMCHQ00001815	\$348.00
EFT0007623	46595	LINDE CANADA INC	2022-08-17	BMO1	PMCHQ00001784	\$1,188.54
EFT0007698	46595	LINDE CANADA INC	2022-09-01	BMO1	PMCHQ00001790	\$375.04
EFT0007781	46595	LINDE CANADA INC	2022-09-23	BMO1	PMCHQ00001800	\$89.57
EFT0007827	46595	LINDE CANADA INC	2022-10-05	BMO1	PMCHQ00001806	\$89.57
EFT0007699	40805	LOCAL GOVERNMENT MANAGEMENT AS	2022-09-01	BMO1	PMCHQ00001790	\$1,533.00
151578	202848	LOCK BUSTER	2022-10-21	BMO1	PMCHQ00001814	\$774.90
EFT0007741	205767	LONG VIEW SYSTEMS CORPORATION	2022-09-21	BMO1	PMCHQ00001798	\$3,731.30
151086	203600	LOOMIS EXPRESS	2022-08-17	BMO1	PMCHQ00001785	\$46.14
151426	203600	LOOMIS EXPRESS	2022-09-28	BMO1	PMCHQ00001804	\$104.16
151466	203600	LOOMIS EXPRESS	2022-10-05	BMO1	PMCHQ00001807	\$223.55
EFT0007573	202355	LORDCO PARTS LTD	2022-08-03	BMO1	PMCHQ00001776	\$107.59
EFT0007700	202355	LORDCO PARTS LTD	2022-09-01	BMO1	PMCHQ00001790	\$9.92
EFT0007897	202355	LORDCO PARTS LTD	2022-10-21	BMO1	PMCHQ00001815	\$22.92
151087	206754	LUCAS, LYNNETTE	2022-08-17	BMO1	PMCHQ00001785	\$105.00
151175	206783	LUCE, EMILY	2022-08-31	BMO1	PMCHQ00001789	\$100.00
EFT0007701	206804	LUNDGREN, DIANNA-LYNN	2022-09-01	BMO1	PMCHQ00001790	\$1,187.50
EFT0007718	206804	LUNDGREN, DIANNA-LYNN	2022-09-07	BMO1	PMCHQ00001792	\$1,034.90

* Voided Cheques

Cheque Number	Vendor ID	Vendor Cheque Name	Cheque Date	Chequebook ID	Audit Trail Code	Amount
EFT0007831	206804	LUNDGREN, DIANNA-LYNN	2022-10-06	BMO1	PMCHQ00001808	\$2,597.03
151088	36895	M & D AUTO PARTS LTD	2022-08-17	BMO1	PMCHQ00001785	\$60.70
151263	36895	M & D AUTO PARTS LTD	2022-09-01	BMO1	PMCHQ00001791	\$37.21
151389	36895	M & D AUTO PARTS LTD	2022-09-23	BMO1	PMCHQ00001801	\$454.30
151579	36895	M & D AUTO PARTS LTD	2022-10-21	BMO1	PMCHQ00001814	\$510.76
151089	36890	M B LABORATORIES LTD	2022-08-17	BMO1	PMCHQ00001785	\$315.06
151264	36890	M B LABORATORIES LTD	2022-09-01	BMO1	PMCHQ00001791	\$3,578.07
151288	36890	M B LABORATORIES LTD	2022-09-07	BMO1	PMCHQ00001793	\$141.75
151467	36890	M B LABORATORIES LTD	2022-10-05	BMO1	PMCHQ00001807	\$3,653.59
151318	205717	MACAULEY, ROSALYN L	2022-09-14	BMO1	PMCHQ00001797	\$274.58
151176	206784	MACRURY, WILLIAM	2022-08-31	BMO1	PMCHQ00001789	\$100.00
151177	206785	MADAY CIOCHETTI, PENNY	2022-08-31	BMO1	PMCHQ00001789	\$100.00
151497	205901	MAHOVLIC, CLAIRE	2022-10-12	BMO1	PMCHQ00001811	\$175.00
150991	37107	MAINROAD MID-ISLAND CONTRACTIN	2022-08-03	BMO1	PMCHQ00001777	\$5,174.58
151178	206819	MARTEL, DANIEL	2022-08-31	BMO1	PMCHQ00001789	\$175.00
151265	202589	MARTIN, VERA M	2022-09-01	BMO1	PMCHQ00001791	\$80.21
151580	204398	MAUKE, MAUKE	2022-10-21	BMO1	PMCHQ00001814	\$374.55
151035	35574	MCAP SERVICE CORP.	2022-08-10	BMO1	PMCHQ00001781	\$770.00
151532	35574	MCAP SERVICE CORP.	2022-10-19	BMO1	PMCHQ00001813	\$770.00
EFT0007601	206690	MCCARTHY, JAMIE	2022-08-10	BMO1	PMCHQ00001780	\$41,592.12
EFT0007782	203605	MCCONNELL, ROBYN	2022-09-23	BMO1	PMCHQ00001800	\$96.16
EFT0007898	203605	MCCONNELL, ROBYN	2022-10-21	BMO1	PMCHQ00001815	\$25.85
151266	35701	MCELHANNEY CONSULTING SERVICES	2022-09-01	BMO1	PMCHQ00001791	\$6,720.00
151289	35701	MCELHANNEY CONSULTING SERVICES	2022-09-07	BMO1	PMCHQ00001793	\$1,687.88
151126	206802	MCGIFFIN, KIRK	2022-08-24	BMO1	PMCHQ00001787	\$103.87
EFT0007702	35900	MCGILL & ASSOCIATES	2022-09-01	BMO1	PMCHQ00001790	\$1,300.33
EFT0007783	35900	MCGILL & ASSOCIATES	2022-09-23	BMO1	PMCHQ00001800	\$236.88
EFT0007899	35900	MCGILL & ASSOCIATES	2022-10-21	BMO1	PMCHQ00001815	\$1,122.98
151179	206786	MCIVOR, ANN	2022-08-31	BMO1	PMCHQ00001789	\$100.00
EFT0007703	36260	MCLEAN & HIGGINS LTD	2022-09-01	BMO1	PMCHQ00001790	\$7,977.06
EFT0007784	36260	MCLEAN & HIGGINS LTD	2022-09-23	BMO1	PMCHQ00001800	\$1,052.54
EFT0007900	36260	MCLEAN & HIGGINS LTD	2022-10-21	BMO1	PMCHQ00001815	\$1,318.31
151180	206817	MCLEOD, EVAN	2022-08-31	BMO1	PMCHQ00001789	\$39.85
151036	206554	MCLOUGHLIN, BRIAN	2022-08-10	BMO1	PMCHQ00001781	\$1,343.60
EFT0007651	206454	MCM FACILITATION & TRAINING	2022-08-24	BMO1	PMCHQ00001786	\$1,586.20
EFT0007719	206454	MCM FACILITATION & TRAINING	2022-09-07	BMO1	PMCHQ00001792	\$2,067.43
EFT0007725	206454	MCM FACILITATION & TRAINING	2022-09-12	BMO1	PMCHQ00001795	\$1,575.00
150992	206210	MDC LAW ENFORCEMENT & MILIARTY	2022-08-03	BMO1	PMCHQ00001777	\$118.26
150993	206721	MDR CRANES AND RIGGING	2022-08-03	BMO1	PMCHQ00001777	\$924.00
151181	206787	MERCREDI, DIANNE	2022-08-31	BMO1	PMCHQ00001789	\$100.00
151427	206851	MESSENGER, TERRI	2022-09-28	BMO1	PMCHQ00001804	\$29.40
151319	206624	METERCOR INC	2022-09-14	BMO1	PMCHQ00001797	\$6,310.08
151498	206726	MICHAELA GEE	2022-10-12	BMO1	PMCHQ00001811	\$400.00
EFT0007785	38161	MID ISLAND FIRE EQUIPMENT LTD	2022-09-23	BMO1	PMCHQ00001800	\$812.70
EFT0007916	38161	MID ISLAND FIRE EQUIPMENT LTD	2022-10-21	BMO1	PMCHQ00001815	\$229.43
151127	206801	MILES, ERIN	2022-08-24	BMO1	PMCHQ00001787	\$150.00
151581	206592	MILL CREEK COFFEE COMPANY	2022-10-21	BMO1	PMCHQ00001814	\$400.45
151182	206788	MILLER, LYDIA AM	2022-08-31	BMO1	PMCHQ00001789	\$100.00
150994	204502	MINIONS, SHARIE	2022-08-03	BMO1	PMCHQ00001777	\$702.42
151320	206834	MINISTER OF FINANCE	2022-09-14	BMO1	PMCHQ00001797	\$1,421.56
151499	206834	MINISTER OF FINANCE	2022-10-12	BMO1	PMCHQ00001811	\$1,128.36
151500	38860	MINISTER OF FINANCE	2022-10-12	BMO1	PMCHQ00001811	\$2,567.31
151625	206834	MINISTER OF FINANCE	2022-10-26	BMO1	PMCHQ00001817	\$560.15
151321	203520	MINISTER OF FINANCE - ELECTION	2022-09-14	BMO1	PMCHQ00001797	\$300.00
151090	38560	MINISTER OF FINANCE - Product	2022-08-17	BMO1	PMCHQ00001785	\$584.27
151128	38560	MINISTER OF FINANCE - Product	2022-08-24	BMO1	PMCHQ00001787	\$217.34
151267	203389	MINISTER OF GOVERNMENT SERVICE	2022-09-01	BMO1	PMCHQ00001791	\$125.11
151626	203389	MINISTER OF GOVERNMENT SERVICE	2022-10-26	BMO1	PMCHQ00001817	\$488.96
151268	204067	MINISTRY OF FORESTS, LANDS, NATU	2022-09-01	BMO1	PMCHQ00001791	\$384.40
151322	204067	MINISTRY OF FORESTS, LANDS, NATU	2022-09-14	BMO1	PMCHQ00001797	\$9,286.93
EFT0007602	206607	MKM PROJECTS LTD	2022-08-10	BMO1	PMCHQ00001780	\$54,652.57
EFT0007664	206607	MKM PROJECTS LTD	2022-08-31	BMO1	PMCHQ00001788	\$20,475.00
EFT0007720	206607	MKM PROJECTS LTD	2022-09-07	BMO1	PMCHQ00001792	\$17,015.25
EFT0007736	206607	MKM PROJECTS LTD	2022-09-14	BMO1	PMCHQ00001796	\$68,357.71
EFT0007901	206607	MKM PROJECTS LTD	2022-10-21	BMO1	PMCHQ00001815	\$94,883.33

* Voided Cheques

Cheque Number	Vendor ID	Vendor Cheque Name	Cheque Date	Chequebook ID	Audit Trail Code	Amount
EFT0007924	206607	MKM PROJECTS LTD	2022-10-26	BMO1	PMCHQ00001816	\$71,895.89
150995	205975	MNP LLP	2022-08-03	BMO1	PMCHQ00001777	\$17,352.30
151468	40381	MONGREL MEDIA INC	2022-10-05	BMO1	PMCHQ00001807	\$739.20
EFT0007786	40250	MONK OFFICE	2022-09-23	BMO1	PMCHQ00001800	\$17,599.68
151091	203834	MTS MAINTENANCE TRACKING SYSTE	2022-08-17	BMO1	PMCHQ00001785	\$2,531.12
151092	206559	MURPHY SPORTS FISHING	2022-08-17	BMO1	PMCHQ00001785	\$577.50
151390	206559	MURPHY SPORTS FISHING	2022-09-23	BMO1	PMCHQ00001801	\$1,155.00
151183	206789	MURPHY, EILEEN	2022-08-31	BMO1	PMCHQ00001789	\$100.00
EFT0007742	203674	MYRA SYSTEMS CORP	2022-09-21	BMO1	PMCHQ00001798	\$70.88
EFT0007787	203674	MYRA SYSTEMS CORP	2022-09-23	BMO1	PMCHQ00001800	\$4,824.49
EFT0007902	203674	MYRA SYSTEMS CORP	2022-10-21	BMO1	PMCHQ00001815	\$7,749.63
151533	41030	NADIG, HERB	2022-10-19	BMO1	PMCHQ00001813	\$127.00
151269	206519	NCS FLUID SYSTEMS	2022-09-01	BMO1	PMCHQ00001791	\$31,687.69
151323	206519	NCS FLUID SYSTEMS	2022-09-14	BMO1	PMCHQ00001797	\$31,687.69
151391	206519	NCS FLUID SYSTEMS	2022-09-23	BMO1	PMCHQ00001801	\$31,687.69
151290	41801	ND GRAPHICS	2022-09-07	BMO1	PMCHQ00001793	\$870.22
151582	41801	ND GRAPHICS	2022-10-21	BMO1	PMCHQ00001814	\$4,599.39
150996	206430	NEEDHAM, AMY	2022-08-03	BMO1	PMCHQ00001777	\$61.75
151037	206430	NEEDHAM, AMY	2022-08-10	BMO1	PMCHQ00001781	\$69.96
151324	206430	NEEDHAM, AMY	2022-09-14	BMO1	PMCHQ00001797	\$30.24
151428	206430	NEEDHAM, AMY	2022-09-28	BMO1	PMCHQ00001804	\$115.53
151184	206394	NEIGHBOURHOOD WELCOME PROGRAM	2022-08-31	BMO1	PMCHQ00001789	\$115.50
151501	206394	NEIGHBOURHOOD WELCOME PROGRAM	2022-10-12	BMO1	PMCHQ00001811	\$115.50
151583	206394	NEIGHBOURHOOD WELCOME PROGRAM	2022-10-21	BMO1	PMCHQ00001814	\$98.18
151534	204206	NELSON, KIM	2022-10-19	BMO1	PMCHQ00001813	\$100.00
151291	206831	NEUWIRTH, DEBBIE	2022-09-07	BMO1	PMCHQ00001793	\$88.00
151584	205260	NIELSEN, CAROLE	2022-10-21	BMO1	PMCHQ00001814	\$105.00
151585	206241	NOMAD TREE SERVICE	2022-10-21	BMO1	PMCHQ00001814	\$3,753.75
151325	42626	NORTH ISLAND COLLEGE	2022-09-14	BMO1	PMCHQ00001797	\$66,238.51
EFT0007624	204527	NUTRIEN AG SOLUTIONS INC	2022-08-17	BMO1	PMCHQ00001784	\$2,369.11
EFT0007574	27010	NUU-CHAH-NULTH TRIBAL COUNCIL	2022-08-03	BMO1	PMCHQ00001776	\$204.00
EFT0007625	27010	NUU-CHAH-NULTH TRIBAL COUNCIL	2022-08-17	BMO1	PMCHQ00001784	\$140.00
EFT0007704	42905	OAK CREEK GOLF & TURF INC.	2022-09-01	BMO1	PMCHQ00001790	\$5,126.88
EFT0007788	42905	OAK CREEK GOLF & TURF INC.	2022-09-23	BMO1	PMCHQ00001800	\$159.58
EFT0007903	42905	OAK CREEK GOLF & TURF INC.	2022-10-21	BMO1	PMCHQ00001815	\$1,574.31
151093	205026	OFFROAD DIESEL	2022-08-17	BMO1	PMCHQ00001785	\$1,148.00
151586	205026	OFFROAD DIESEL	2022-10-21	BMO1	PMCHQ00001814	\$655.20
EFT0007603	43230	OLYMPIC INTERNATIONAL AGENCIES	2022-08-10	BMO1	PMCHQ00001780	\$13,599.89
EFT0007789	205798	OPTINET SYSTEMS INC.	2022-09-23	BMO1	PMCHQ00001800	\$1,095.36
EFT0007828	204774	ORGANIZED CRIME AGENCY OF BC	2022-10-05	BMO1	PMCHQ00001806	\$32,827.32
151270	204164	ORKIN CANADA	2022-09-01	BMO1	PMCHQ00001791	\$194.20
151392	204164	ORKIN CANADA	2022-09-23	BMO1	PMCHQ00001801	\$205.22
151587	204164	ORKIN CANADA	2022-10-21	BMO1	PMCHQ00001814	\$205.22
151129	206814	ORME, MARY	2022-08-24	BMO1	PMCHQ00001787	\$126.00
151094	206638	OSBORNE, DAVE	2022-08-17	BMO1	PMCHQ00001785	\$61.05
151326	206638	OSBORNE, DAVE	2022-09-14	BMO1	PMCHQ00001797	\$350.00
151393	206638	OSBORNE, DAVE	2022-09-23	BMO1	PMCHQ00001801	\$72.60
151588	206638	OSBORNE, DAVE	2022-10-21	BMO1	PMCHQ00001814	\$45.65
151095	206669	OSPREY ELECTRIC LTD	2022-08-17	BMO1	PMCHQ00001785	\$4,728.95
151589	206669	OSPREY ELECTRIC LTD	2022-10-21	BMO1	PMCHQ00001814	\$10,319.40
151590	205822	OWENS, MIKE	2022-10-21	BMO1	PMCHQ00001814	\$2,046.11
151271	43435	P & R WESTERN STAR TRUCKS	2022-09-01	BMO1	PMCHQ00001791	\$1,456.44
151429	43435	P & R WESTERN STAR TRUCKS	2022-09-28	BMO1	PMCHQ00001804	\$608.78
151469	43435	P & R WESTERN STAR TRUCKS	2022-10-05	BMO1	PMCHQ00001807	\$1,494.55
EFT0007737	43459	PACIFIC AUDIO WORKS	2022-09-14	BMO1	PMCHQ00001796	\$36,177.42
151430	43530	PACIFIC CUSTOMS BROKERS	2022-09-28	BMO1	PMCHQ00001804	\$269.65
151292	204554	PACIFIC NET & TWINE LTD.	2022-09-07	BMO1	PMCHQ00001793	\$528.90
151591	206057	PACIFIC RIM LAND SURVEYING LTD	2022-10-21	BMO1	PMCHQ00001814	\$3,810.45
151327	204983	PACIFIC SPORT VANCOUVER ISLAND	2022-09-14	BMO1	PMCHQ00001797	\$2,410.50
151502	206189	PACIFIC WEST HOME APPLIANCE	2022-10-12	BMO1	PMCHQ00001811	\$280.00
151592	43960	PANAGO	2022-10-21	BMO1	PMCHQ00001814	\$157.50
151185	206825	PARCHER, CRYSTAL	2022-08-31	BMO1	PMCHQ00001789	\$126.30
151130	44520	PARKS & RECREATION PETTY CASH	2022-08-24	BMO1	PMCHQ00001787	\$167.70
151470	44520	PARKS & RECREATION PETTY CASH	2022-10-05	BMO1	PMCHQ00001807	\$310.94
151535	44520	PARKS & RECREATION PETTY CASH	2022-10-19	BMO1	PMCHQ00001813	\$12.55

* Voided Cheques

Cheque Number	Vendor ID	Vendor Cheque Name	Cheque Date	Chequebook ID	Audit Trail Code	Amount
151350	205185	PATOLA, TODD	2022-09-21	BMO1	PMCHQ00001799	\$21,137.70
151419	205185	PATOLA, TODD	2022-09-26	BMO1	PMCHQ00001802	\$48,000.00
151431	205185	PATOLA, TODD	2022-09-28	BMO1	PMCHQ00001804	\$8,001.47
151485	205185	PATOLA, TODD	2022-10-06	BMO1	PMCHQ00001809	\$165,350.34
151038	204623	PATTERSON, WES	2022-08-10	BMO1	PMCHQ00001781	\$100.00
151471	44587	PAULSON, RON	2022-10-05	BMO1	PMCHQ00001807	\$524.65
151472	206860	PEDDLE, LINDA	2022-10-05	BMO1	PMCHQ00001807	\$76.16
EFT0007738	203043	PELECH, JEFF	2022-09-14	BMO1	PMCHQ00001796	\$1,449.11
EFT0007904	203043	PELECH, JEFF	2022-10-21	BMO1	PMCHQ00001815	\$141.85
151186	206790	PENKO, ALISON	2022-08-31	BMO1	PMCHQ00001789	\$200.00
151536	204837	PETERBILT PACIFIC INC	2022-10-19	BMO1	PMCHQ00001813	\$808.45
151627	206615	PG SOLUTIONS INC	2022-10-26	BMO1	PMCHQ00001817	\$4,746.01
151096	206266	PHI ARCHITECTURE INC	2022-08-17	BMO1	PMCHQ00001785	\$2,191.88
151328	203529	PIPE-EYE VIDEO INSPECTIONS & S	2022-09-14	BMO1	PMCHQ00001797	\$3,445.31
151593	203529	PIPE-EYE VIDEO INSPECTIONS & S	2022-10-21	BMO1	PMCHQ00001814	\$4,851.00
151097	27354	PIZZA FACTORY	2022-08-17	BMO1	PMCHQ00001785	\$1,514.38
151594	27354	PIZZA FACTORY	2022-10-21	BMO1	PMCHQ00001814	\$1,784.96
151131	205891	POON, HELEN	2022-08-24	BMO1	PMCHQ00001787	\$309.00
EFT0007739	45725	PORT ALBERNI CIVIC MANAGERS AS	2022-09-14	BMO1	PMCHQ00001796	\$335.00
EFT0007829	45725	PORT ALBERNI CIVIC MANAGERS AS	2022-10-05	BMO1	PMCHQ00001806	\$315.00
151329	25322	PORT ALBERNI FIRE DEPARTMENT P	2022-09-14	BMO1	PMCHQ00001797	\$108.10
151595	25322	PORT ALBERNI FIRE DEPARTMENT P	2022-10-21	BMO1	PMCHQ00001814	\$179.30
EFT0007626	45800	PORT ALBERNI FIRE FIGHTERS ASS	2022-08-17	BMO1	PMCHQ00001784	\$7,968.00
EFT0007832	45800	PORT ALBERNI FIRE FIGHTERS ASS	2022-10-06	BMO1	PMCHQ00001808	\$11,054.00
EFT0007790	45820	PORT ALBERNI FRIENDSHIP CENTRE	2022-09-23	BMO1	PMCHQ00001800	\$50,000.00
EFT0007627	45995	PORT ALBERNI ONLINE	2022-08-17	BMO1	PMCHQ00001784	\$787.50
EFT0007652	45995	PORT ALBERNI ONLINE	2022-08-24	BMO1	PMCHQ00001786	\$787.50
EFT0007808	45995	PORT ALBERNI ONLINE	2022-09-28	BMO1	PMCHQ00001803	\$787.50
151272	46290	PORT BOAT HOUSE LTD	2022-09-01	BMO1	PMCHQ00001791	\$2,413.79
151596	46290	PORT BOAT HOUSE LTD	2022-10-21	BMO1	PMCHQ00001814	\$13.43
EFT0007830	46530	PORTTILA, LINDA	2022-10-05	BMO1	PMCHQ00001806	\$745.58
151473	206858	POWER, BLAKE	2022-10-05	BMO1	PMCHQ00001807	\$51.19
151597	206469	PRISM LAND SURVEYING LTD	2022-10-21	BMO1	PMCHQ00001814	\$2,065.88
EFT0007705	46686	PROFIRE EMERGENCY EQUIPMENT IN	2022-09-01	BMO1	PMCHQ00001790	\$2,363.09
151503	205676	PROJECT 529, INC	2022-10-12	BMO1	PMCHQ00001811	\$735.00
151098	205662	PROTELEC ALARMS	2022-08-17	BMO1	PMCHQ00001785	\$325.92
151273	205662	PROTELEC ALARMS	2022-09-01	BMO1	PMCHQ00001791	\$624.12
151474	205662	PROTELEC ALARMS	2022-10-05	BMO1	PMCHQ00001807	\$325.92
151432	47000	PUROLATOR INC	2022-09-28	BMO1	PMCHQ00001804	\$302.58
151274	206389	PWL PARTNERSHIP LANDSCAPE ARCH	2022-09-01	BMO1	PMCHQ00001791	\$29,589.38
EFT0007653	201071	QUADIEN	2022-08-24	BMO1	PMCHQ00001786	\$3,609.36
EFT0007743	201071	QUADIEN	2022-09-21	BMO1	PMCHQ00001798	\$1,725.47
EFT0007589	47333	QUALITY FOODS	2022-08-05	BMO1	PMCHQ00001778	\$78.09
EFT0007604	47333	QUALITY FOODS	2022-08-10	BMO1	PMCHQ00001780	\$105.64
EFT0007665	47333	QUALITY FOODS	2022-08-31	BMO1	PMCHQ00001788	\$1,076.12
EFT0007791	47333	QUALITY FOODS	2022-09-23	BMO1	PMCHQ00001800	\$381.23
EFT0007905	47333	QUALITY FOODS	2022-10-21	BMO1	PMCHQ00001815	\$408.65
EFT0007628	206263	QUESTICA INC	2022-08-17	BMO1	PMCHQ00001784	\$19,040.00
151187	206791	RACKHAM, JUDITH	2022-08-31	BMO1	PMCHQ00001789	\$100.00
151188	204507	RAI, MANDIP	2022-08-31	BMO1	PMCHQ00001789	\$97.17
151275	47749	RAINBOW LANES	2022-09-01	BMO1	PMCHQ00001791	\$2,578.80
151598	206839	RAM ROOFING	2022-10-21	BMO1	PMCHQ00001814	\$107,737.09
151189	206792	RASMUSSEN, AVIS	2022-08-31	BMO1	PMCHQ00001789	\$100.00
151330	206792	RASMUSSEN, AVIS	2022-09-14	BMO1	PMCHQ00001797	\$525.00
EFT0007605	47950	RAYNER BRACHT CONSTRUCTION	2022-08-10	BMO1	PMCHQ00001780	\$122.61
EFT0007842	47950	RAYNER BRACHT CONSTRUCTION	2022-10-12	BMO1	PMCHQ00001810	\$2,349.43
EFT0007811	48370	RECEIVER GENERAL FOR CANADA -	2022-10-04	BMO1	PMCHQ00001805	\$1,011,046.56
150997	200900	RECEIVER GENERAL FOR CANADA -	2022-08-03	BMO1	PMCHQ00001777	\$225.00
151190	200900	RECEIVER GENERAL FOR CANADA -	2022-08-31	BMO1	PMCHQ00001789	\$225.00
151433	200900	RECEIVER GENERAL FOR CANADA -	2022-09-28	BMO1	PMCHQ00001804	\$150.00
151599	200900	RECEIVER GENERAL FOR CANADA -	2022-10-21	BMO1	PMCHQ00001814	\$325.00
EFT0007792	48944	RECREATION FACILITIES ASSOC OF	2022-09-23	BMO1	PMCHQ00001800	\$623.23
EFT0007566	204821	REGIONAL DISTRICT OF ALBERNI C	2022-08-02	BMO1	PMCHQ00001774	\$1,595,707.00
EFT0007654	49140	REGIONAL DISTRICT OF ALBERNI C	2022-08-24	BMO1	PMCHQ00001786	\$42,821.75
EFT0007809	49140	REGIONAL DISTRICT OF ALBERNI C	2022-09-28	BMO1	PMCHQ00001803	\$43,196.00

* Voided Cheques

Cheque Number	Vendor ID	Vendor Cheque Name	Cheque Date	Chequebook ID	Audit Trail Code	Amount
EFT0007906	204821	REGIONAL DISTRICT OF ALBERNI C	2022-10-21	BMO1	PMCHQ00001815	\$4,107.88
EFT0007907	49140	REGIONAL DISTRICT OF ALBERNI C	2022-10-21	BMO1	PMCHQ00001815	\$9,586.31
EFT0007925	49140	REGIONAL DISTRICT OF ALBERNI C	2022-10-26	BMO1	PMCHQ00001816	\$330,683.96
151628	206838	RELIANCE FOUNDRY	2022-10-26	BMO1	PMCHQ00001817	\$12,777.94
151504	206632	RFX DISTRIBUTION INC	2022-10-12	BMO1	PMCHQ00001811	\$114.98
151293	205040	RICHMOND ELEVATOR	2022-09-07	BMO1	PMCHQ00001793	\$328.65
151039	202899	RICK DENIS AUTOMOTIVE	2022-08-10	BMO1	PMCHQ00001781	\$127.01
151040	203689	RICOH CANADA	2022-08-10	BMO1	PMCHQ00001781	\$1,271.71
151276	203689	RICOH CANADA	2022-09-01	BMO1	PMCHQ00001791	\$6,288.80
151351	203689	RICOH CANADA	2022-09-21	BMO1	PMCHQ00001799	\$4,012.69
151600	203689	RICOH CANADA	2022-10-21	BMO1	PMCHQ00001814	\$15,862.56
151331	206836	RIDINGER, CORAL	2022-09-14	BMO1	PMCHQ00001797	\$1,300.00
151191	203454	ROADWAY TRAFFIC PRODUCTS	2022-08-31	BMO1	PMCHQ00001789	\$14,033.60
151099	206671	ROCKRIDGE INDUSTRIAL SERVICES	2022-08-17	BMO1	PMCHQ00001785	\$4,717.63
151629	206671	ROCKRIDGE INDUSTRIAL SERVICES	2022-10-26	BMO1	PMCHQ00001817	\$7,463.33
EFT0007908	50199	ROCKY MOUNTAIN PHOENIX	2022-10-21	BMO1	PMCHQ00001815	\$2,380.00
151192	206793	ROGERS, JOANNA	2022-08-31	BMO1	PMCHQ00001789	\$100.00
151332	206793	ROGERS, JOANNA	2022-09-14	BMO1	PMCHQ00001797	\$490.00
EFT0007575	50260	ROLLINS MACHINERY LTD	2022-08-03	BMO1	PMCHQ00001776	\$1,687.62
EFT0007706	50260	ROLLINS MACHINERY LTD	2022-09-01	BMO1	PMCHQ00001790	\$2,391.20
EFT0007793	50260	ROLLINS MACHINERY LTD	2022-09-23	BMO1	PMCHQ00001800	\$368.95
EFT0007843	50260	ROLLINS MACHINERY LTD	2022-10-12	BMO1	PMCHQ00001810	\$1,716.49
151395	205558	ROSS RIVERS ENTERPRISELTD	2022-09-23	BMO1	PMCHQ00001801	\$525.00
151396	50265	ROTO-ROOTER	2022-09-23	BMO1	PMCHQ00001801	\$1,165.50
151601	50265	ROTO-ROOTER	2022-10-21	BMO1	PMCHQ00001814	\$613.20
151505	50410	ROYAL CANADIAN LEGION 293	2022-10-12	BMO1	PMCHQ00001811	\$60.00
151537	50410	ROYAL CANADIAN LEGION 293	2022-10-19	BMO1	PMCHQ00001813	\$120.00
151397	206842	ROYAL PRINTERS	2022-09-23	BMO1	PMCHQ00001801	\$1,416.23
151193	53650	S P C A	2022-08-31	BMO1	PMCHQ00001789	\$12,294.96
151475	53650	S P C A	2022-10-05	BMO1	PMCHQ00001807	\$12,294.96
151194	206794	SAYERS, GRAHAM	2022-08-31	BMO1	PMCHQ00001789	\$100.00
151195	204428	SAYERS, KLEHWETUA RODNEY	2022-08-31	BMO1	PMCHQ00001789	\$100.00
151333	206835	SCHMIDT, JORDAN	2022-09-14	BMO1	PMCHQ00001797	\$2,370.01
151196	205579	SCHMIDT, JUDY	2022-08-31	BMO1	PMCHQ00001789	\$100.00
151197	205580	SCHMIDT, TOM	2022-08-31	BMO1	PMCHQ00001789	\$100.00
151434	915744	SCHWARZ, MIKI	2022-09-28	BMO1	PMCHQ00001804	\$82.01
151100	206524	SCOTT HAINSWORTH	2022-08-17	BMO1	PMCHQ00001785	\$360.50
151602	206484	SCOTT SECURITY SYSTEMS	2022-10-21	BMO1	PMCHQ00001814	\$132.14
151398	205031	SECURTEK MONITORING SOLUTIONS	2022-09-23	BMO1	PMCHQ00001801	\$472.50
151603	205031	SECURTEK MONITORING SOLUTIONS	2022-10-21	BMO1	PMCHQ00001814	\$283.50
151506	205992	SEDGWICK CANADA INC	2022-10-12	BMO1	PMCHQ00001811	\$8,464.35
EFT0007794	52375	SHARE CANADA	2022-09-23	BMO1	PMCHQ00001800	\$6,267.02
EFT0007909	52375	SHARE CANADA	2022-10-21	BMO1	PMCHQ00001815	\$512.98
151132	202409	SHAW BUSINESS	2022-08-24	BMO1	PMCHQ00001787	\$9,345.47
151352	202409	SHAW BUSINESS	2022-09-21	BMO1	PMCHQ00001799	\$9,344.16
150998	52450	SHAW CABLE	2022-08-03	BMO1	PMCHQ00001777	\$26.83
151017	52450	SHAW CABLE	2022-08-05	BMO1	PMCHQ00001779	\$1,215.59
151041	52450	SHAW CABLE	2022-08-10	BMO1	PMCHQ00001781	\$289.81
151101	52450	SHAW CABLE	2022-08-17	BMO1	PMCHQ00001785	\$436.71
151133	52450	SHAW CABLE	2022-08-24	BMO1	PMCHQ00001787	\$1,377.31
151294	52450	SHAW CABLE	2022-09-07	BMO1	PMCHQ00001793	\$124.27
151334	52450	SHAW CABLE	2022-09-14	BMO1	PMCHQ00001797	\$2,666.53
151353	52450	SHAW CABLE	2022-09-21	BMO1	PMCHQ00001799	\$1,248.53
151476	52450	SHAW CABLE	2022-10-05	BMO1	PMCHQ00001807	\$248.54
151507	52450	SHAW CABLE	2022-10-12	BMO1	PMCHQ00001811	\$221.63
151538	52450	SHAW CABLE	2022-10-19	BMO1	PMCHQ00001813	\$2,393.23
151604	52450	SHAW CABLE	2022-10-21	BMO1	PMCHQ00001814	\$630.39
151630	52450	SHAW CABLE	2022-10-26	BMO1	PMCHQ00001817	\$179.11
151277	206815	SHEPHERD INSTRUMENTS & CONTROL	2022-09-01	BMO1	PMCHQ00001791	\$483.17
EFT0007910	52640	SHERWOOD AUTO PARTS AND RADIAT	2022-10-21	BMO1	PMCHQ00001815	\$361.90
151278	52733	SHRED-IT INTERNATIONAL ULC	2022-09-01	BMO1	PMCHQ00001791	\$294.02
EFT0007629	204140	SIGMA SAFETY	2022-08-17	BMO1	PMCHQ00001784	\$1,145.94
EFT0007707	204140	SIGMA SAFETY	2022-09-01	BMO1	PMCHQ00001790	\$450.02
151102	206747	SIMPSON, DEBBIE	2022-08-17	BMO1	PMCHQ00001785	\$126.00
151198	206795	SLASSOR, MAGGIE	2022-08-31	BMO1	PMCHQ00001789	\$100.00

* Voided Cheques

Cheque Number	Vendor ID	Vendor Cheque Name	Cheque Date	Chequebook ID	Audit Trail Code	Amount
151605	206868	SLONSKI, TWYLA	2022-10-21	BMO1	PMCHQ00001814	\$86.90
151399	206823	SLOPESIDE MECHANICAL	2022-09-23	BMO1	PMCHQ00001801	\$13,552.46
151279	206640	SMARTCITY ITS	2022-09-01	BMO1	PMCHQ00001791	\$5,250.56
151400	206845	SMITH, LINDA L	2022-09-23	BMO1	PMCHQ00001801	\$153.57
151508	206861	SMITH, KENNETH W	2022-10-12	BMO1	PMCHQ00001811	\$770.00
151435	206850	SMOOD, SHARON	2022-09-28	BMO1	PMCHQ00001804	\$78.75
151103	206742	SNOW, MARGO	2022-08-17	BMO1	PMCHQ00001785	\$80.00
151047	53726	SOFTCHOICE CORP	2022-08-10	BMO1	PMCHQ00001782	\$32,578.29
151401	53726	SOFTCHOICE CORP	2022-09-23	BMO1	PMCHQ00001801	\$16,342.08
151477	91603	SOLDA, CINDY	2022-10-05	BMO1	PMCHQ00001807	\$433.65
151402	205160	SORENSEN TRILOGY ENGINEERING	2022-09-23	BMO1	PMCHQ00001801	\$3,220.88
151509	205160	SORENSEN TRILOGY ENGINEERING	2022-10-12	BMO1	PMCHQ00001811	\$570.15
151018	201900	SOURCE OFFICE FURNISHINGS	2022-08-05	BMO1	PMCHQ00001779	\$1,644.16
EFT0007630	52907	SOUTHERN RAILWAY OF VANCOUVER	2022-08-17	BMO1	PMCHQ00001784	\$47.77
EFT0007655	52907	SOUTHERN RAILWAY OF VANCOUVER	2022-08-24	BMO1	PMCHQ00001786	\$161.77
EFT0007795	52907	SOUTHERN RAILWAY OF VANCOUVER	2022-09-23	BMO1	PMCHQ00001800	\$1,163.58
151019	53910	SOUTHSIDE AUTO SUPPLY LTD	2022-08-05	BMO1	PMCHQ00001779	\$2,423.74
151280	53910	SOUTHSIDE AUTO SUPPLY LTD	2022-09-01	BMO1	PMCHQ00001791	\$6,739.05
151403	53910	SOUTHSIDE AUTO SUPPLY LTD	2022-09-23	BMO1	PMCHQ00001801	\$1,276.46
151281	206009	SPEEDY GLASS	2022-09-01	BMO1	PMCHQ00001791	\$538.54
151335	202060	ST THOMAS, JENNIFER	2022-09-14	BMO1	PMCHQ00001797	\$31.20
151404	54170	STAFF FUND	2022-09-23	BMO1	PMCHQ00001801	\$57.00
151478	54170	STAFF FUND	2022-10-05	BMO1	PMCHQ00001807	\$57.00
151020	203124	STAPLES ADVANTAGE	2022-08-05	BMO1	PMCHQ00001779	\$2,396.63
151282	203124	STAPLES ADVANTAGE	2022-09-01	BMO1	PMCHQ00001791	\$874.57
151436	203124	STAPLES ADVANTAGE	2022-09-28	BMO1	PMCHQ00001804	\$3,389.31
151283	202288	STAPLES/ BD# 321 PORT ALBERNI	2022-09-01	BMO1	PMCHQ00001791	\$37.14
151405	202288	STAPLES/ BD# 321 PORT ALBERNI	2022-09-23	BMO1	PMCHQ00001801	\$637.38
151479	202288	STAPLES/ BD# 321 PORT ALBERNI	2022-10-05	BMO1	PMCHQ00001807	\$1,428.00
151104	204052	STEAMPUNK CAFE & COFFEE HOUSE	2022-08-17	BMO1	PMCHQ00001785	\$577.50
151134	204052	STEAMPUNK CAFE & COFFEE HOUSE	2022-08-24	BMO1	PMCHQ00001787	\$57.20
151606	204052	STEAMPUNK CAFE & COFFEE HOUSE	2022-10-21	BMO1	PMCHQ00001814	\$829.25
151105	206739	STEWART, ROBERT J	2022-08-17	BMO1	PMCHQ00001785	\$99.64
151106	206733	STOCKER, CECELIA	2022-08-17	BMO1	PMCHQ00001785	\$3,000.00
151199	206796	STUART, LARRY	2022-08-31	BMO1	PMCHQ00001789	\$100.00
151480	205928	SUNCORP VALUATIONS	2022-10-05	BMO1	PMCHQ00001807	\$12,075.00
151107	206746	SWAIN, TANIA	2022-08-17	BMO1	PMCHQ00001785	\$107.00
151043	56398	TD CANADA TRUST	2022-08-10	BMO1	PMCHQ00001781	\$275.00
EFT0007721	9868	TECHNICAL SAFETY BC	2022-09-07	BMO1	PMCHQ00001792	\$672.50
EFT0007911	9868	TECHNICAL SAFETY BC	2022-10-21	BMO1	PMCHQ00001815	\$518.00
151021	10920	TELUS	2022-08-05	BMO1	PMCHQ00001779	\$1,449.09
151108	10920	TELUS	2022-08-17	BMO1	PMCHQ00001785	\$4,639.69
151135	10920	TELUS	2022-08-24	BMO1	PMCHQ00001787	\$366.91
151336	10920	TELUS	2022-09-14	BMO1	PMCHQ00001797	\$1,448.74
151354	10920	TELUS	2022-09-21	BMO1	PMCHQ00001799	\$487.09
151437	10920	TELUS	2022-09-28	BMO1	PMCHQ00001804	\$4,639.55
151539	10920	TELUS	2022-10-19	BMO1	PMCHQ00001813	\$1,921.60
151631	10920	TELUS	2022-10-26	BMO1	PMCHQ00001817	\$4,639.44
EFT0007656	206758	TELUS COMMUNICATIONS INC	2022-08-24	BMO1	PMCHQ00001786	\$2,227.91
151607	46620	TELUS CUSTOM SECURITY SYSTEMS	2022-10-21	BMO1	PMCHQ00001814	\$157.34
151136	10868	TELUS MOBILITY CELLULAR INC	2022-08-24	BMO1	PMCHQ00001787	\$5,314.66
151438	10868	TELUS MOBILITY CELLULAR INC	2022-09-28	BMO1	PMCHQ00001804	\$4,767.61
151540	10868	TELUS MOBILITY CELLULAR INC	2022-10-19	BMO1	PMCHQ00001813	\$4,840.41
EFT0007796	206306	TERRAWEST ENVIRONMENTAL INC	2022-09-23	BMO1	PMCHQ00001800	\$2,100.00
151284	22577	TETRA TECH EBA INC	2022-09-01	BMO1	PMCHQ00001791	\$28,451.47
151406	22577	TETRA TECH EBA INC	2022-09-23	BMO1	PMCHQ00001801	\$14,798.28
151608	22577	TETRA TECH EBA INC	2022-10-21	BMO1	PMCHQ00001814	\$947.45
151109	205894	THE GO-TO GUYS	2022-08-17	BMO1	PMCHQ00001785	\$608.00
151022	206718	THE PROFESSIONAL GARDENER CO.	2022-08-05	BMO1	PMCHQ00001779	\$267.75
151285	206738	THINK TANK DESIGN INC	2022-09-01	BMO1	PMCHQ00001791	\$2,409.75
151439	206738	THINK TANK DESIGN INC	2022-09-28	BMO1	PMCHQ00001804	\$1,204.88
151609	206738	THINK TANK DESIGN INC	2022-10-21	BMO1	PMCHQ00001814	\$1,204.88
EFT0007631	203495	THINQ TECHNOLOGIES LTD	2022-08-17	BMO1	PMCHQ00001784	\$340.48
EFT0007810	203495	THINQ TECHNOLOGIES LTD	2022-09-28	BMO1	PMCHQ00001803	\$1,939.45
151200	206797	THOMAS, SUE	2022-08-31	BMO1	PMCHQ00001789	\$100.00

* Voided Cheques

Cheque Number	Vendor ID	Vendor Cheque Name	Cheque Date	Chequebook ID	Audit Trail Code	Amount
151407	206847	THOMPSON, LINDA	2022-09-23	BMO1	PMCHQ00001801	\$273.49
151201	205138	THORPE, WILLA	2022-08-31	BMO1	PMCHQ00001789	\$181.96
EFT0007567	206675	TIM PLEY & ASSOCIATES LTD	2022-08-02	BMO1	PMCHQ00001774	\$18,455.41
EFT0007632	206675	TIM PLEY & ASSOCIATES LTD	2022-08-17	BMO1	PMCHQ00001784	\$20,118.27
EFT0007844	206675	TIM PLEY & ASSOCIATES LTD	2022-10-12	BMO1	PMCHQ00001810	\$22,204.70
EFT0007722	915751	TK ELEVATOR	2022-09-07	BMO1	PMCHQ00001792	\$691.68
EFT0007797	915751	TK ELEVATOR	2022-09-23	BMO1	PMCHQ00001800	\$298.65
EFT0007912	915751	TK ELEVATOR	2022-10-21	BMO1	PMCHQ00001815	\$298.65
151610	56340	TOMKO SPORTS SYSTEMS INC	2022-10-21	BMO1	PMCHQ00001814	\$379.69
151295	205501	TOTEM TREE OPERATIONS	2022-09-07	BMO1	PMCHQ00001793	\$1,638.00
151408	205501	TOTEM TREE OPERATIONS	2022-09-23	BMO1	PMCHQ00001801	\$273.00
151202	206824	TRAEGER, IAN	2022-08-31	BMO1	PMCHQ00001789	\$31.00
151409	206473	TRAMER. STEPHEN	2022-09-23	BMO1	PMCHQ00001801	\$134.48
151481	206473	TRAMER. STEPHEN	2022-10-05	BMO1	PMCHQ00001807	\$78.81
151510	206473	TRAMER. STEPHEN	2022-10-12	BMO1	PMCHQ00001811	\$146.36
151410	206841	TRAYTON WASH PROS	2022-09-23	BMO1	PMCHQ00001801	\$7,415.63
151203	206798	TRELEAVEN, ILYA	2022-08-31	BMO1	PMCHQ00001789	\$100.00
151204	206820	TRINITY ANGLICAN & LUTHERAN CH	2022-08-31	BMO1	PMCHQ00001789	\$440.00
EFT0007633	205691	TRITECH GROUP LTD	2022-08-17	BMO1	PMCHQ00001784	\$398,288.21
EFT0007657	205691	TRITECH GROUP LTD	2022-08-24	BMO1	PMCHQ00001786	\$94,114.86
EFT0007913	205691	TRITECH GROUP LTD	2022-10-21	BMO1	PMCHQ00001815	\$67,045.98
EFT0007723	57040	UAP INC	2022-09-07	BMO1	PMCHQ00001792	\$1,371.13
151137	202823	ULINE	2022-08-24	BMO1	PMCHQ00001787	\$526.05
151411	202823	ULINE	2022-09-23	BMO1	PMCHQ00001801	\$3,479.29
151482	202823	ULINE	2022-10-05	BMO1	PMCHQ00001807	\$1,918.33
EFT0007634	204121	URBAN SYSTEMS LTD	2022-08-17	BMO1	PMCHQ00001784	\$8,820.00
EFT0007914	204121	URBAN SYSTEMS LTD	2022-10-21	BMO1	PMCHQ00001815	\$1,774.71
151483	205011	URGEL'S AUTO COLLISION	2022-10-05	BMO1	PMCHQ00001807	\$33,513.72
151611	206855	VALLEY CORE CONSTRUCTION	2022-10-21	BMO1	PMCHQ00001814	\$3,603.23
151612	204816	VALLEY TRAFFIC SYSTEMS	2022-10-21	BMO1	PMCHQ00001814	\$652.30
151023	204700	VAN ADRICHEM, RHONDA	2022-08-05	BMO1	PMCHQ00001779	\$100.00
151110	204700	VAN ADRICHEM, RHONDA	2022-08-17	BMO1	PMCHQ00001785	\$3.49
151484	204700	VAN ADRICHEM, RHONDA	2022-10-05	BMO1	PMCHQ00001807	\$94.83
EFT0007724	203234	VAN ISLE FORD	2022-09-07	BMO1	PMCHQ00001792	\$462.82
EFT0007666	58172	VAN KAM FREIGHTWAYS LTD	2022-08-31	BMO1	PMCHQ00001788	\$404.86
EFT0007915	58172	VAN KAM FREIGHTWAYS LTD	2022-10-21	BMO1	PMCHQ00001815	\$405.36
151205	206799	VAN NETTEN, NATASHA	2022-08-31	BMO1	PMCHQ00001789	\$100.00
151337	206799	VAN NETTEN, NATASHA	2022-09-14	BMO1	PMCHQ00001797	\$385.00
151412	200036	VANCOUVER ISLAND POTTERS' SUPP	2022-09-23	BMO1	PMCHQ00001801	\$922.27
EFT0007659	58660	VANCOUVER ISLAND REGIONAL LIBR	2022-08-24	BMO1	PMCHQ00001786	\$209,861.00
151206	206800	VANDENHAM, MICHAELA	2022-08-31	BMO1	PMCHQ00001789	\$100.00
151613	205044	VICEDA - VANCOUVER ISLAND COAS	2022-10-21	BMO1	PMCHQ00001814	\$500.00
EFT0007590	203759	VICTORIA BOX & PAPER	2022-08-05	BMO1	PMCHQ00001778	\$228.68
151614	206664	VIKING REINFORCING LTD	2022-10-21	BMO1	PMCHQ00001814	\$15,126.62
151615	206120	VISSERS SALES CORP	2022-10-21	BMO1	PMCHQ00001814	\$3,268.16
EFT0007708	200217	VOYSEY, SHANE	2022-09-01	BMO1	PMCHQ00001790	\$113.41
EFT0007798	200217	VOYSEY, SHANE	2022-09-23	BMO1	PMCHQ00001800	\$37.29
151207	206805	VRISEN, JAN	2022-08-31	BMO1	PMCHQ00001789	\$100.00
EFT0007606	206627	WADE, MARIANNE	2022-08-10	BMO1	PMCHQ00001780	\$1,846.00
151541	203345	WAITE, DAVIS	2022-10-19	BMO1	PMCHQ00001813	\$2,589.33
151024	202574	WALDRIFF, ERIC	2022-08-05	BMO1	PMCHQ00001779	\$2,652.00
151511	60010	WASHINGTON, DAN	2022-10-12	BMO1	PMCHQ00001811	\$330.65
151044	206067	WASTE CONNECTIONS OF CANADA IN	2022-08-10	BMO1	PMCHQ00001781	\$1,392.67
151296	206067	WASTE CONNECTIONS OF CANADA IN	2022-09-07	BMO1	PMCHQ00001793	\$1,455.03
151413	206067	WASTE CONNECTIONS OF CANADA IN	2022-09-23	BMO1	PMCHQ00001801	\$1,417.49
151111	205871	WAYMARK	2022-08-17	BMO1	PMCHQ00001785	\$9,995.20
151297	205871	WAYMARK	2022-09-07	BMO1	PMCHQ00001793	\$6,397.13
151338	205871	WAYMARK	2022-09-14	BMO1	PMCHQ00001797	\$4,309.74
151414	205871	WAYMARK	2022-09-23	BMO1	PMCHQ00001801	\$2,999.33
151512	205871	WAYMARK	2022-10-12	BMO1	PMCHQ00001811	\$45,150.50
151208	206806	WEISNER, LYDIA	2022-08-31	BMO1	PMCHQ00001789	\$100.00
151025	60613	WESTCOAST HOME HARDWARE	2022-08-05	BMO1	PMCHQ00001779	\$82.88
151045	60613	WESTCOAST HOME HARDWARE	2022-08-10	BMO1	PMCHQ00001781	\$1,986.77
151112	60613	WESTCOAST HOME HARDWARE	2022-08-17	BMO1	PMCHQ00001785	\$131.97
151138	60613	WESTCOAST HOME HARDWARE	2022-08-24	BMO1	PMCHQ00001787	\$270.91

* Voided Cheques

Cheque Number	Vendor ID	Vendor Cheque Name	Cheque Date	Chequebook ID	Audit Trail Code	Amount
151415	60613	WESTCOAST HOME HARDWARE	2022-09-23	BMO1	PMCHQ00001801	\$69.57
151616	60613	WESTCOAST HOME HARDWARE	2022-10-21	BMO1	PMCHQ00001814	\$433.06
151209	206807	WESTERBY, JO-ANNE	2022-08-31	BMO1	PMCHQ00001789	\$100.00
EFT0007658	204597	WESTERN EQUIPMENT LTD	2022-08-24	BMO1	PMCHQ00001786	\$298.19
151339	30130	WESTERN VANCOUVER ISLAND INDUS	2022-09-14	BMO1	PMCHQ00001797	\$452.93
151046	203319	WESTLAND INSURANCE	2022-08-10	BMO1	PMCHQ00001781	\$766.00
EFT0007709	203499	WESTVAC INDUSTRIAL LTD	2022-09-01	BMO1	PMCHQ00001790	\$308.28
EFT0007799	203499	WESTVAC INDUSTRIAL LTD	2022-09-23	BMO1	PMCHQ00001800	\$206.42
151617	206516	WHITE PACIFIC AUTOMATION	2022-10-21	BMO1	PMCHQ00001814	\$19,890.59
151113	206743	WHITEFIELD, LINDSAY	2022-08-17	BMO1	PMCHQ00001785	\$507.00
151114	206621	WHYTE, SHIRLEY J	2022-08-17	BMO1	PMCHQ00001785	\$117.36
151210	206809	WILLIAMS, SARAH	2022-08-31	BMO1	PMCHQ00001789	\$100.00
151211	206808	WILLIAMS, SHERRY	2022-08-31	BMO1	PMCHQ00001789	\$100.00
151542	206704	WILLOW & ROSE CONSULTING	2022-10-19	BMO1	PMCHQ00001813	\$782.25
151212	200743	WILSON, JIM	2022-08-31	BMO1	PMCHQ00001789	\$100.00
151213	91394	WILSON, LORI	2022-08-31	BMO1	PMCHQ00001789	\$100.00
151340	91394	WILSON, LORI	2022-09-14	BMO1	PMCHQ00001797	\$262.50
151214	206810	WILSON, NANCY	2022-08-31	BMO1	PMCHQ00001789	\$100.00
151215	206811	WILTSHIRE, NANCY	2022-08-31	BMO1	PMCHQ00001789	\$100.00
EFT0007635	62740	WINDSOR PLYWOOD	2022-08-17	BMO1	PMCHQ00001784	\$1,442.56
EFT0007800	62740	WINDSOR PLYWOOD	2022-09-23	BMO1	PMCHQ00001800	\$1,625.83
151216	206812	WINTER, APRIL	2022-08-31	BMO1	PMCHQ00001789	\$100.00
151416	206848	WINTERS, JENNIFER	2022-09-23	BMO1	PMCHQ00001801	\$219.45
EFT0007710	204598	WSP CANADA INC	2022-09-01	BMO1	PMCHQ00001790	\$12,654.97
EFT0007801	204598	WSP CANADA INC	2022-09-23	BMO1	PMCHQ00001800	\$3,530.57
151217	206813	WYNN, ANGEL	2022-08-31	BMO1	PMCHQ00001789	\$100.00
151026	200530	YELLOW PAGES GROUP	2022-08-05	BMO1	PMCHQ00001779	\$51.66
151341	200530	YELLOW PAGES GROUP	2022-09-14	BMO1	PMCHQ00001797	\$51.66
151440	200530	YELLOW PAGES GROUP	2022-09-28	BMO1	PMCHQ00001804	\$25.83
151298	206830	YENDALL, AMY L	2022-09-07	BMO1	PMCHQ00001793	\$4,104.21
EFT0007711	35130	YOUNG, ANDERSON	2022-09-01	BMO1	PMCHQ00001790	\$1,852.48
EFT0007802	35130	YOUNG, ANDERSON	2022-09-23	BMO1	PMCHQ00001800	\$5,173.32
151139	206576	ZINC STRATEGIES	2022-08-24	BMO1	PMCHQ00001787	\$26,250.00
EFT0007636	20208	ZONE WEST LTD	2022-08-17	BMO1	PMCHQ00001784	\$10,015.04
150999	206160	ZOOM VIDEO COMMUNICATIONS INC	2022-08-03	BMO1	PMCHQ00001777	\$5.60
151140	206160	ZOOM VIDEO COMMUNICATIONS INC	2022-08-24	BMO1	PMCHQ00001787	\$1.12

Total Cheques: 1,004

Total Amount of Cheques: \$11,669,019.84

=====

CITY OF PORT ALBERNI
 4850 ARGYLE ST
 PORT ALBERNI BC V9Y 1V8

Investment Advisor: JASON ORETO

Tel.:
 Fax:
 Email:

Exchange Rate at Valuation Date: USD\$1.000 = CAD\$1.3802

Client Name	Account Open	Account	Type of Account	Market Value
CITY OF PORT ALBERNI	April 14, 2015	1H5 – JT0A – 0	CASH ACCOUNT	14,276,233.23 CAD
CITY OF PORT ALBERNI	April 15, 2015	1H5 – JT0A – 1	CASH ACCOUNT	146,370.49 CAD
CITY OF PORT ALBERNI	April 15, 2015	1H5 – JT0A – 2	CASH ACCOUNT	6,093,039.83 CAD
CITY OF PORT ALBERNI	April 15, 2015	1H5 – JT0A – 3	CASH ACCOUNT	214,303.48 CAD
CITY OF PORT ALBERNI	April 15, 2015	1H5 – JT0A – 4	CASH ACCOUNT	284,825.50 CAD
CITY OF PORT ALBERNI	April 15, 2015	1H5 – JT0A – 5	CASH ACCOUNT	50,425.95 CAD
CITY OF PORT ALBERNI	April 15, 2015	1H5 – JT0A – 6	CASH ACCOUNT	2,781,525.26 CAD
CITY OF PORT ALBERNI	April 15, 2015	1H5 – JT0A – 7	CASH ACCOUNT	3,952,715.64 CAD
CITY OF PORT ALBERNI	April 15, 2015	1H5 – JT0A – 8	CASH ACCOUNT	514,731.76 CAD
CITY OF PORT ALBERNI	April 15, 2015	1H5 – JT0A – 9	CASH ACCOUNT	328,374.20 CAD
CITY OF PORT ALBERNI	April 14, 2015	1H5 – JTVA – 0	CASH ACCOUNT – Viridian	0.00 CAD
Total Portfolio Value of CAD\$ Accounts				\$ 28,642,545.34

Disclaimer

*** Assets identified by "****" as well as other off-book holdings and plans such as RDSPs are NOT held by Raymond James and are NOT ELIGIBLE for CIPF coverage. This is NOT an official statement. Refer to your monthly statements to determine which positions are covered by CIPF. Information in this report was obtained from sources believed to be reliable but we are unable to guarantee its completeness and accuracy. We are not responsible for errors in book value (BV). Please check the accuracy of BVs and provide your Advisor with corrections as necessary. BV may be adjusted for subsequent events. Trust unit BV is reduced for return of capital every April relating to prior year distributions. Corporate reorganizations can result in inaccurate BVs. Some mutual fund switches are not taxable but appear in the Gain Loss report. Options exercised do not adjust the BV of the underlying security. Option assignments may not be reported accurately. Review all dispositions with your Tax Advisor before reporting to CRA. Contact your Advisor regarding any error. Yields on step up bonds are an approximation. Return on investment uses the net of fees IRR method.

Client Name: **CITY OF PORT ALBERNI**

Account Number: 1H5-JT0A-0 CASH ACCOUNT

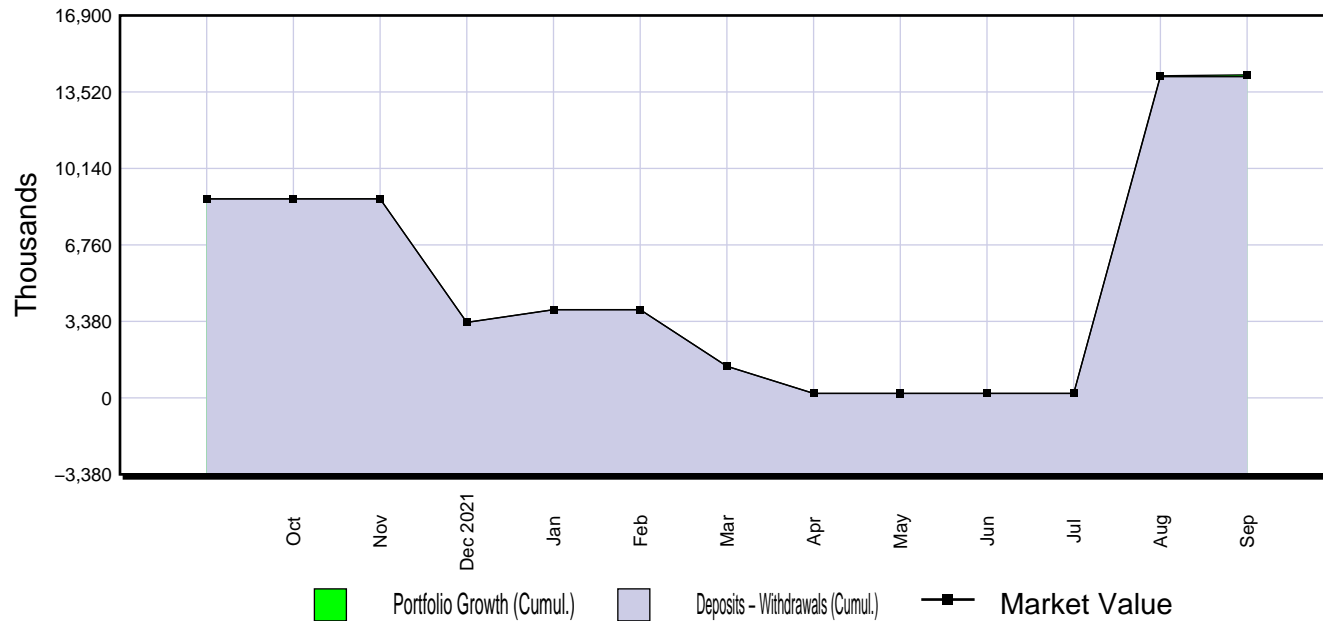
Cash And Cash Equivalents	Quantity	Average Cost	Book Value	Price	Market Value	% of Assets
CASH	11.51	1.00	11.51		11.51	0.00
Total Cash And Cash Equivalents			<u>\$ 11.51</u>		<u>\$ 11.51</u>	<u>0.00</u>
Fixed Income	Quantity	Average Cost	Book Value	Price	Market Value	% of Assets
CORPORATE BONDS						
VANCITY CSH GIC 3.6% 11AUG23A	14206,163.930	100.00	14,206,163.93	100.000	14,276,221.72	100.00
Maturity Date: 08/11/2023						
Maturity Value: 14,717,585.83						
Total Interest Accrued: 70,057.79						
Total Fixed Income			<u>\$ 14,206,163.93</u>		<u>\$ 14,276,221.72</u>	<u>100.00</u>
Total Portfolio			<u>\$ 14,206,175.44</u>		<u>\$ 14,276,233.23</u>	<u>100.00</u>

Disclaimer

*** Assets identified by "****" as well as other off-book holdings and plans such as RDSPs are NOT held by Raymond James and are NOT ELIGIBLE for CIPF coverage. This is NOT an official statement. Refer to your monthly statements to determine which positions are covered by CIPF. Information in this report was obtained from sources believed to be reliable but we are unable to guarantee its completeness and accuracy. We are not responsible for errors in book value (BV). Please check the accuracy of BVs and provide your Advisor with corrections as necessary. BV may be adjusted for subsequent events. Trust unit BV is reduced for return of capital every April relating to prior year distributions. Corporate reorganizations can result in inaccurate BVs. Some mutual fund switches are not taxable but appear in the Gain Loss report. Options exercised do not adjust the BV of the underlying security. Option assignments may not be reported accurately. Review all dispositions with your Tax Advisor before reporting to CRA. Contact your Advisor regarding any error. Yields on step up bonds are an approximation. Return on investment uses the net of fees IRR method.

Client Name: **CITY OF PORT ALBERNI**

Account Number: 1H5-JT0A-0 CASH ACCOUNT



Rate of Return:

The annualized rate of return from October 1, 2021 to September 30, 2022:

1.60%

The annualized rate of return in the last twelve months:

1.60%

Disclaimer

*** Assets identified by "****" as well as other off-book holdings and plans such as RDSPs are NOT held by Raymond James and are NOT ELIGIBLE for CIPF coverage. This is NOT an official statement. Refer to your monthly statements to determine which positions are covered by CIPF. Information in this report was obtained from sources believed to be reliable but we are unable to guarantee its completeness and accuracy. We are not responsible for errors in book value (BV). Please check the accuracy of BVs and provide your Advisor with corrections as necessary. BV may be adjusted for subsequent events. Trust unit BV is reduced for return of capital every April relating to prior year distributions. Corporate reorganizations can result in inaccurate BVs. Some mutual fund switches are not taxable but appear in the Gain Loss report. Options exercised do not adjust the BV of the underlying security. Option assignments may not be reported accurately. Review all dispositions with your Tax Advisor before reporting to CRA. Contact your Advisor regarding any error. Yields on step up bonds are an approximation. Return on investment uses the net of fees IRR method.

Client Name: **CITY OF PORT ALBERNI**

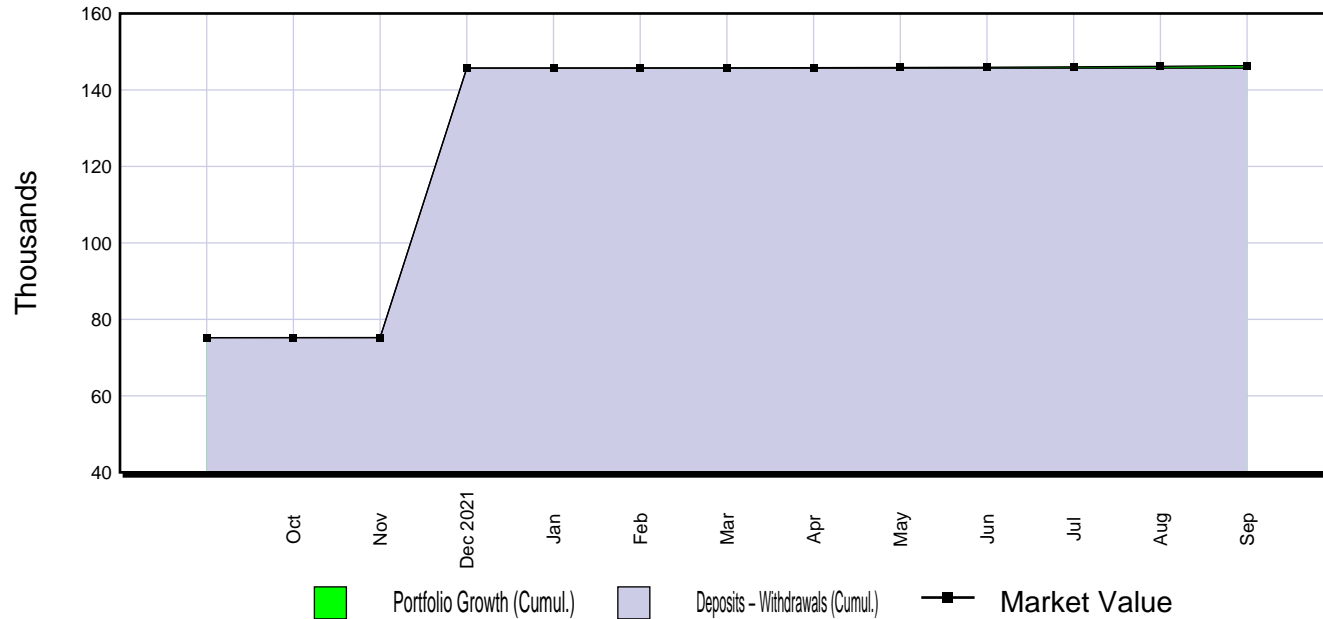
Account Number: 1H5-JT0A-1 CASH ACCOUNT

Cash And Cash Equivalents		Quantity	Average Cost	Book Value	Price	Market Value	% of Assets
CASH		70,473.90	1.00	70,473.90		70,473.90	48.15
MUTUAL FUNDS							
DYN6002	BNS CORP INV SAV ACT SR A -NL	75,896.594	1.00	75,896.59	1.000	75,896.59	51.85
Total Cash And Cash Equivalents				<u>\$ 146,370.49</u>		<u>\$ 146,370.49</u>	<u>100.00</u>
Total Portfolio				<u>\$ 146,370.49</u>		<u>\$ 146,370.49</u>	<u>100.00</u>

Disclaimer

*** Assets identified by "****" as well as other off-book holdings and plans such as RDSPs are NOT held by Raymond James and are NOT ELIGIBLE for CIPF coverage. This is NOT an official statement. Refer to your monthly statements to determine which positions are covered by CIPF. Information in this report was obtained from sources believed to be reliable but we are unable to guarantee its completeness and accuracy. We are not responsible for errors in book value (BV). Please check the accuracy of BVs and provide your Advisor with corrections as necessary. BV may be adjusted for subsequent events. Trust unit BV is reduced for return of capital every April relating to prior year distributions. Corporate reorganizations can result in inaccurate BVs. Some mutual fund switches are not taxable but appear in the Gain Loss report. Options exercised do not adjust the BV of the underlying security. Option assignments may not be reported accurately. Review all dispositions with your Tax Advisor before reporting to CRA. Contact your Advisor regarding any error. Yields on step up bonds are an approximation. Return on investment uses the net of fees IRR method.

Client Name: **CITY OF PORT ALBERNI**
 Account Number: 1H5-JT0A-1 CASH ACCOUNT



Rate of Return:

The annualized rate of return from October 1, 2021 to September 30, 2022: 0.52%

The annualized rate of return in the last twelve months: 0.52%

Disclaimer
 *** Assets identified by "****" as well as other off-book holdings and plans such as RDSPs are NOT held by Raymond James and are NOT ELIGIBLE for CIPF coverage. This is NOT an official statement. Refer to your monthly statements to determine which positions are covered by CIPF. Information in this report was obtained from sources believed to be reliable but we are unable to guarantee its completeness and accuracy. We are not responsible for errors in book value (BV). Please check the accuracy of BVs and provide your Advisor with corrections as necessary. BV may be adjusted for subsequent events. Trust unit BV is reduced for return of capital every April relating to prior year distributions. Corporate reorganizations can result in inaccurate BVs. Some mutual fund switches are not taxable but appear in the Gain Loss report. Options exercised do not adjust the BV of the underlying security. Option assignments may not be reported accurately. Review all dispositions with your Tax Advisor before reporting to CRA. Contact your Advisor regarding any error. Yields on step up bonds are an approximation. Return on investment uses the net of fees IRR method.

Client Name: **CITY OF PORT ALBERNI**

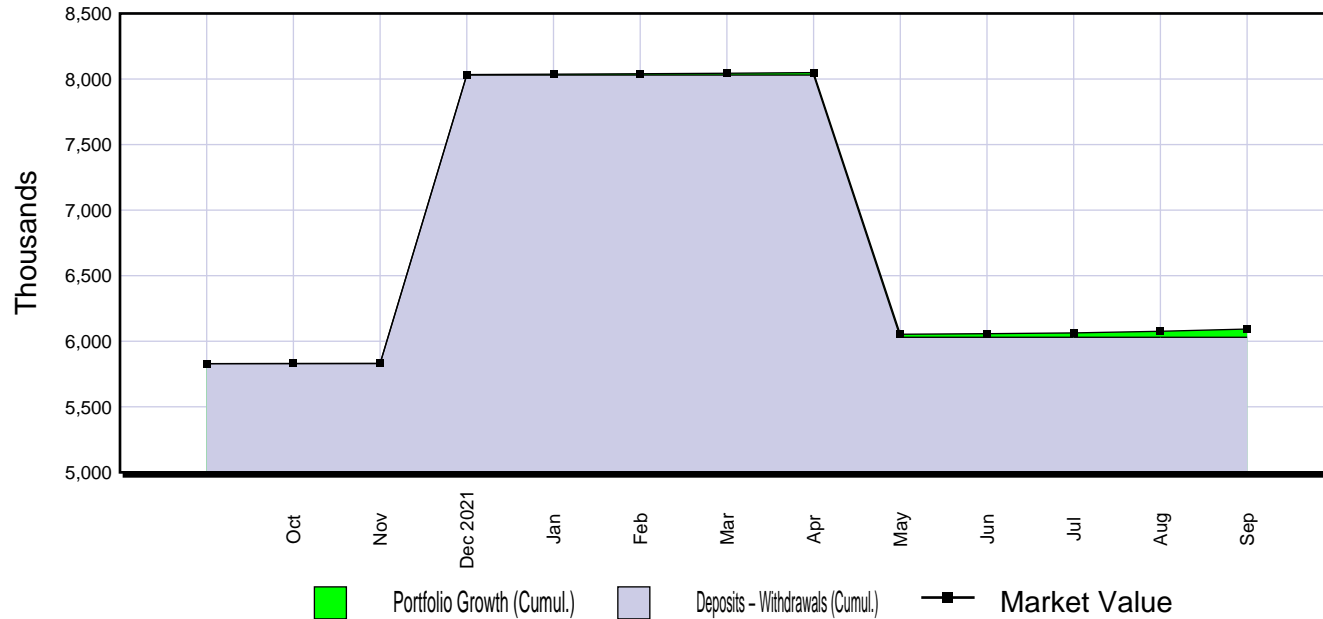
Account Number: 1H5-JT0A-2 CASH ACCOUNT

Cash And Cash Equivalents		Quantity	Average Cost	Book Value	Price	Market Value	% of Assets
CASH		0.00	1.00	0.00		0.00	0.00
MUTUAL FUNDS							
DYN6002	BNS CORP INV SAV ACT SR A -NL	2054,283.425	1.00	2,054,283.42	1.000	2,054,283.43	33.72
Total Cash And Cash Equivalents				<u>\$ 2,054,283.42</u>		<u>\$ 2,054,283.43</u>	<u>33.72</u>
Fixed Income		Quantity	Average Cost	Book Value	Price	Market Value	% of Assets
CORPORATE BONDS							
VANCITY CSH GIC 3.6% 11AUG23A		4018,936.980	100.00	4,018,936.98	100.000	4,038,756.40	66.28
Maturity Date: 08/11/2023							
Maturity Value: 4,163,618.71							
Total Interest Accrued: 19,819.42							
Total Fixed Income				<u>\$ 4,018,936.98</u>		<u>\$ 4,038,756.40</u>	<u>66.28</u>
Total Portfolio				<u>\$ 6,073,220.40</u>		<u>\$ 6,093,039.83</u>	<u>100.00</u>

Disclaimer

*** Assets identified by "****" as well as other off-book holdings and plans such as RDSPs are NOT held by Raymond James and are NOT ELIGIBLE for CIPF coverage. This is NOT an official statement. Refer to your monthly statements to determine which positions are covered by CIPF. Information in this report was obtained from sources believed to be reliable but we are unable to guarantee its completeness and accuracy. We are not responsible for errors in book value (BV). Please check the accuracy of BVs and provide your Advisor with corrections as necessary. BV may be adjusted for subsequent events. Trust unit BV is reduced for return of capital every April relating to prior year distributions. Corporate reorganizations can result in inaccurate BVs. Some mutual fund switches are not taxable but appear in the Gain Loss report. Options exercised do not adjust the BV of the underlying security. Option assignments may not be reported accurately. Review all dispositions with your Tax Advisor before reporting to CRA. Contact your Advisor regarding any error. Yields on step up bonds are an approximation. Return on investment uses the net of fees IRR method.

Client Name: **CITY OF PORT ALBERNI**
 Account Number: 1H5-JT0A-2 CASH ACCOUNT



Rate of Return:

The annualized rate of return from October 1, 2021 to September 30, 2022: 0.94%

The annualized rate of return in the last twelve months: 0.94%

Disclaimer
 *** Assets identified by ***** as well as other off-book holdings and plans such as RDSPs are NOT held by Raymond James and are NOT ELIGIBLE for CIPF coverage. This is NOT an official statement. Refer to your monthly statements to determine which positions are covered by CIPF. Information in this report was obtained from sources believed to be reliable but we are unable to guarantee its completeness and accuracy. We are not responsible for errors in book value (BV). Please check the accuracy of BVs and provide your Advisor with corrections as necessary. BV may be adjusted for subsequent events. Trust unit BV is reduced for return of capital every April relating to prior year distributions. Corporate reorganizations can result in inaccurate BVs. Some mutual fund switches are not taxable but appear in the Gain Loss report. Options exercised do not adjust the BV of the underlying security. Option assignments may not be reported accurately. Review all dispositions with your Tax Advisor before reporting to CRA. Contact your Advisor regarding any error. Yields on step up bonds are an approximation. Return on investment uses the net of fees IRR method.

Client Name: **CITY OF PORT ALBERNI**

Account Number: 1H5-JT0A-3 CASH ACCOUNT

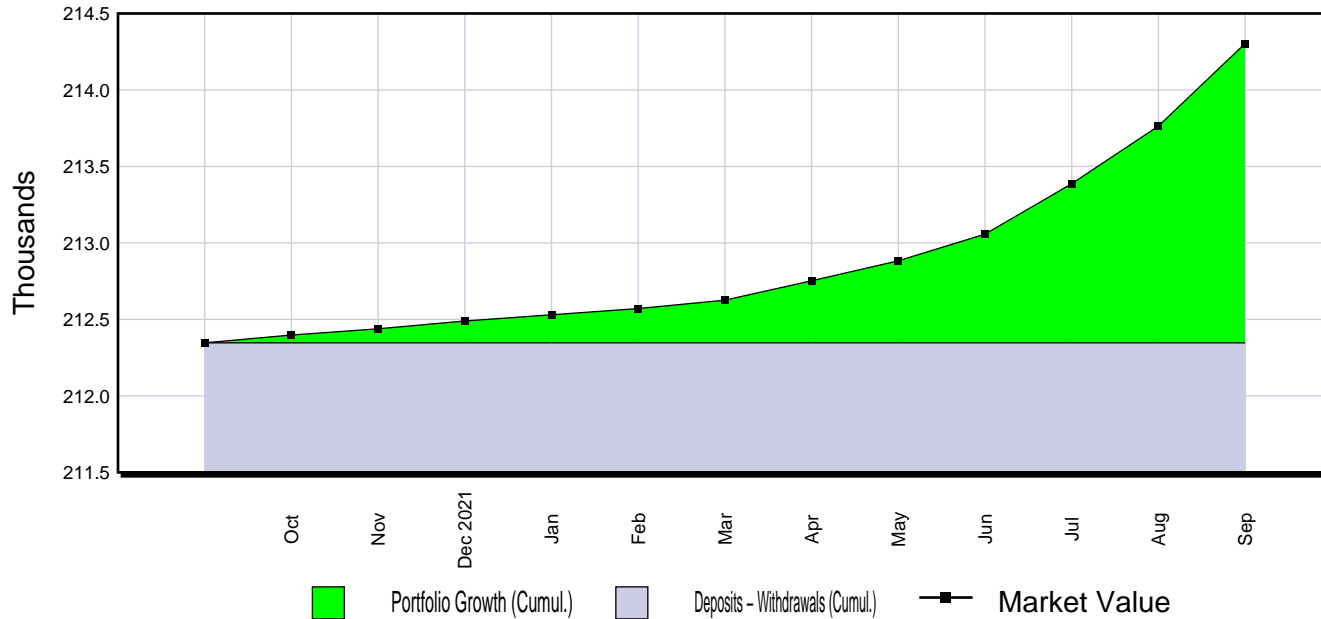
Cash And Cash Equivalents		Quantity	Average Cost	Book Value	Price	Market Value	% of Assets
CASH		0.00	1.00	0.00		0.00	0.00
MUTUAL FUNDS							
DYN6002	BNS CORP INV SAV ACT SR A -NL	214,303.478	1.00	214,303.48	1.000	214,303.48	100.00
Total Cash And Cash Equivalents				<u>\$ 214,303.48</u>		<u>\$ 214,303.48</u>	<u>100.00</u>
Total Portfolio				<u>\$ 214,303.48</u>		<u>\$ 214,303.48</u>	<u>100.00</u>

Disclaimer

*** Assets identified by "****" as well as other off-book holdings and plans such as RDSPs are NOT held by Raymond James and are NOT ELIGIBLE for CIPF coverage. This is NOT an official statement. Refer to your monthly statements to determine which positions are covered by CIPF. Information in this report was obtained from sources believed to be reliable but we are unable to guarantee its completeness and accuracy. We are not responsible for errors in book value (BV). Please check the accuracy of BVs and provide your Advisor with corrections as necessary. BV may be adjusted for subsequent events. Trust unit BV is reduced for return of capital every April relating to prior year distributions. Corporate reorganizations can result in inaccurate BVs. Some mutual fund switches are not taxable but appear in the Gain Loss report. Options exercised do not adjust the BV of the underlying security. Option assignments may not be reported accurately. Review all dispositions with your Tax Advisor before reporting to CRA. Contact your Advisor regarding any error. Yields on step up bonds are an approximation. Return on investment uses the net of fees IRR method.

Client Name: **CITY OF PORT ALBERNI**

Account Number: 1H5-JT0A-3 CASH ACCOUNT



Rate of Return:

The annualized rate of return from October 1, 2021 to September 30, 2022:

0.92%

The annualized rate of return in the last twelve months:

0.92%

Disclaimer

*** Assets identified by "****" as well as other off-book holdings and plans such as RDSPs are NOT held by Raymond James and are NOT ELIGIBLE for CIPF coverage. This is NOT an official statement. Refer to your monthly statements to determine which positions are covered by CIPF. Information in this report was obtained from sources believed to be reliable but we are unable to guarantee its completeness and accuracy. We are not responsible for errors in book value (BV). Please check the accuracy of BVs and provide your Advisor with corrections as necessary. BV may be adjusted for subsequent events. Trust unit BV is reduced for return of capital every April relating to prior year distributions. Corporate reorganizations can result in inaccurate BVs. Some mutual fund switches are not taxable but appear in the Gain Loss report. Options exercised do not adjust the BV of the underlying security. Option assignments may not be reported accurately. Review all dispositions with your Tax Advisor before reporting to CRA. Contact your Advisor regarding any error. Yields on step up bonds are an approximation. Return on investment uses the net of fees IRR method.

Client Name: **CITY OF PORT ALBERNI**

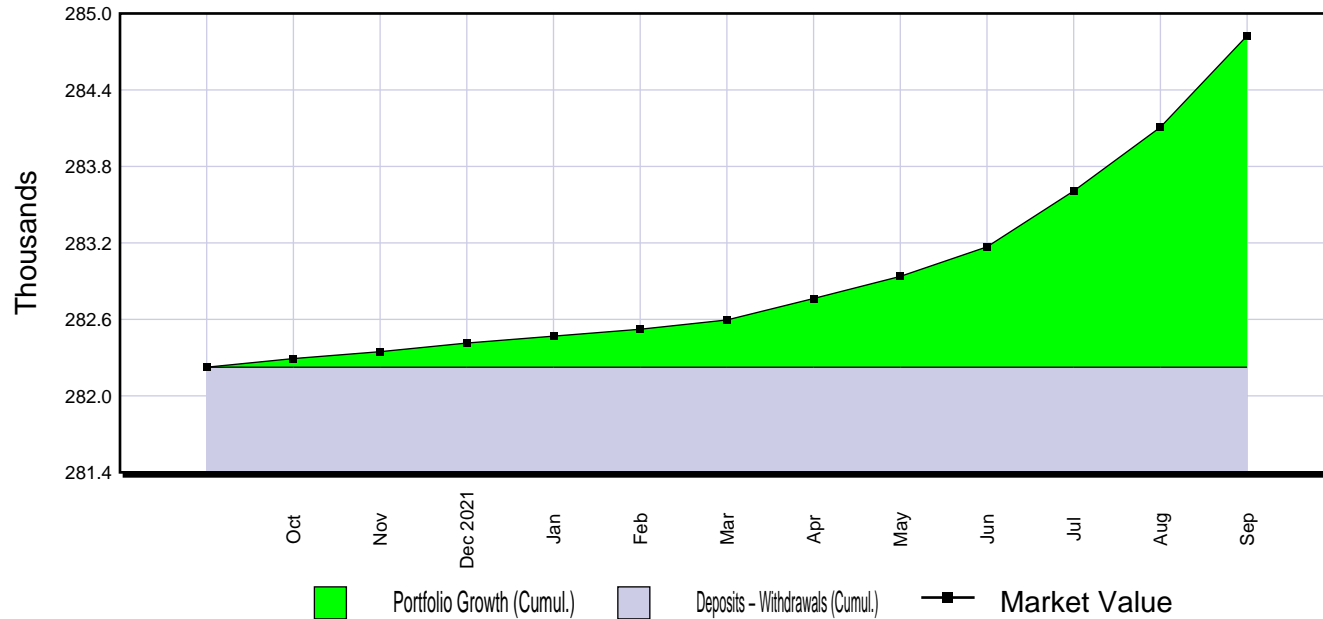
Account Number: 1H5-JT0A-4 CASH ACCOUNT

Cash And Cash Equivalents		Quantity	Average Cost	Book Value	Price	Market Value	% of Assets
CASH		0.00	1.00	0.00		0.00	0.00
MUTUAL FUNDS							
DYN6002	BNS CORP INV SAV ACT SR A -NL	284,825.497	1.00	284,825.49	1.000	284,825.50	100.00
Total Cash And Cash Equivalents				<u>\$ 284,825.49</u>		<u>\$ 284,825.50</u>	<u>100.00</u>
Total Portfolio				<u>\$ 284,825.49</u>		<u>\$ 284,825.50</u>	<u>100.00</u>

Disclaimer

*** Assets identified by "****" as well as other off-book holdings and plans such as RDSPs are NOT held by Raymond James and are NOT ELIGIBLE for CIPF coverage. This is NOT an official statement. Refer to your monthly statements to determine which positions are covered by CIPF. Information in this report was obtained from sources believed to be reliable but we are unable to guarantee its completeness and accuracy. We are not responsible for errors in book value (BV). Please check the accuracy of BVs and provide your Advisor with corrections as necessary. BV may be adjusted for subsequent events. Trust unit BV is reduced for return of capital every April relating to prior year distributions. Corporate reorganizations can result in inaccurate BVs. Some mutual fund switches are not taxable but appear in the Gain Loss report. Options exercised do not adjust the BV of the underlying security. Option assignments may not be reported accurately. Review all dispositions with your Tax Advisor before reporting to CRA. Contact your Advisor regarding any error. Yields on step up bonds are an approximation. Return on investment uses the net of fees IRR method.

Client Name: **CITY OF PORT ALBERNI**
 Account Number: 1H5-JT0A-4 CASH ACCOUNT



Rate of Return:

The annualized rate of return from October 1, 2021 to September 30, 2022: 0.92%

The annualized rate of return in the last twelve months: 0.92%

Disclaimer
 *** Assets identified by ***** as well as other off-book holdings and plans such as RDSPs are NOT held by Raymond James and are NOT ELIGIBLE for CIPF coverage. This is NOT an official statement. Refer to your monthly statements to determine which positions are covered by CIPF. Information in this report was obtained from sources believed to be reliable but we are unable to guarantee its completeness and accuracy. We are not responsible for errors in book value (BV). Please check the accuracy of BVs and provide your Advisor with corrections as necessary. BV may be adjusted for subsequent events. Trust unit BV is reduced for return of capital every April relating to prior year distributions. Corporate reorganizations can result in inaccurate BVs. Some mutual fund switches are not taxable but appear in the Gain Loss report. Options exercised do not adjust the BV of the underlying security. Option assignments may not be reported accurately. Review all dispositions with your Tax Advisor before reporting to CRA. Contact your Advisor regarding any error. Yields on step up bonds are an approximation. Return on investment uses the net of fees IRR method.

Client Name: **CITY OF PORT ALBERNI**

Account Number: 1H5-JT0A-5 CASH ACCOUNT

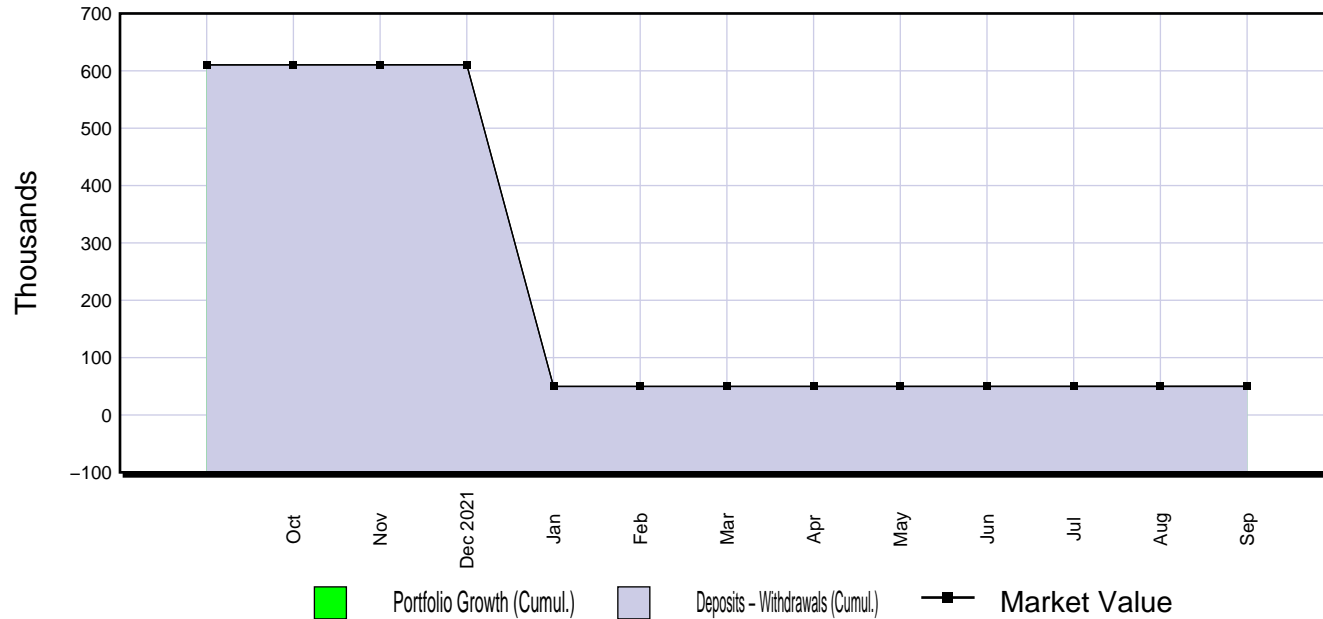
Cash And Cash Equivalents		Quantity	Average Cost	Book Value	Price	Market Value	% of Assets
CASH		0.00	1.00	0.00		0.00	0.00
MUTUAL FUNDS							
DYN6002	BNS CORP INV SAV ACT SR A -NL	50,425.946	1.00	50,425.93	1.000	50,425.95	100.00
Total Cash And Cash Equivalents				<u>\$ 50,425.93</u>		<u>\$ 50,425.95</u>	<u>100.00</u>
Total Portfolio				<u>\$ 50,425.93</u>		<u>\$ 50,425.95</u>	<u>100.00</u>

Disclaimer

*** Assets identified by "****" as well as other off-book holdings and plans such as RDSPs are NOT held by Raymond James and are NOT ELIGIBLE for CIPF coverage. This is NOT an official statement. Refer to your monthly statements to determine which positions are covered by CIPF. Information in this report was obtained from sources believed to be reliable but we are unable to guarantee its completeness and accuracy. We are not responsible for errors in book value (BV). Please check the accuracy of BVs and provide your Advisor with corrections as necessary. BV may be adjusted for subsequent events. Trust unit BV is reduced for return of capital every April relating to prior year distributions. Corporate reorganizations can result in inaccurate BVs. Some mutual fund switches are not taxable but appear in the Gain Loss report. Options exercised do not adjust the BV of the underlying security. Option assignments may not be reported accurately. Review all dispositions with your Tax Advisor before reporting to CRA. Contact your Advisor regarding any error. Yields on step up bonds are an approximation. Return on investment uses the net of fees IRR method.

Client Name: **CITY OF PORT ALBERNI**

Account Number: 1H5-JT0A-5 CASH ACCOUNT



Rate of Return:

The annualized rate of return from October 1, 2021 to September 30, 2022:

0.42%

The annualized rate of return in the last twelve months:

0.42%

Disclaimer

*** Assets identified by "****" as well as other off-book holdings and plans such as RDSPs are NOT held by Raymond James and are NOT ELIGIBLE for CIPF coverage. This is NOT an official statement. Refer to your monthly statements to determine which positions are covered by CIPF. Information in this report was obtained from sources believed to be reliable but we are unable to guarantee its completeness and accuracy. We are not responsible for errors in book value (BV). Please check the accuracy of BVs and provide your Advisor with corrections as necessary. BV may be adjusted for subsequent events. Trust unit BV is reduced for return of capital every April relating to prior year distributions. Corporate reorganizations can result in inaccurate BVs. Some mutual fund switches are not taxable but appear in the Gain Loss report. Options exercised do not adjust the BV of the underlying security. Option assignments may not be reported accurately. Review all dispositions with your Tax Advisor before reporting to CRA. Contact your Advisor regarding any error. Yields on step up bonds are an approximation. Return on investment uses the net of fees IRR method.

Client Name: **CITY OF PORT ALBERNI**

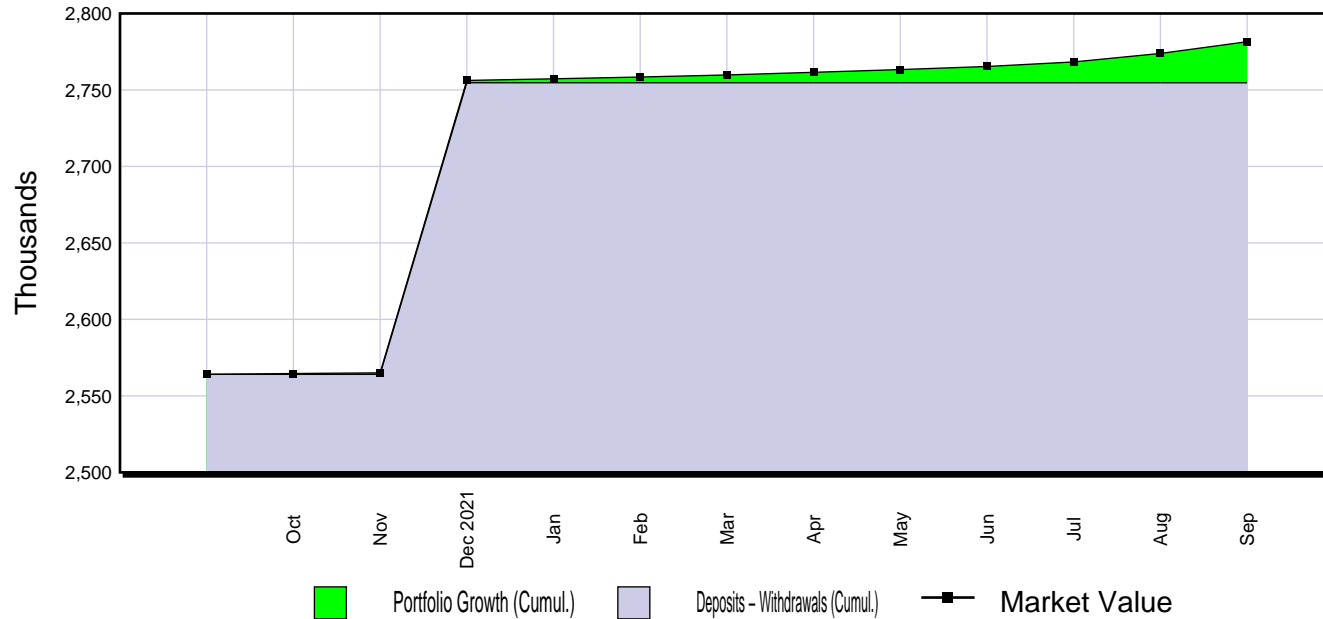
Account Number: 1H5-JT0A-6 CASH ACCOUNT

Cash And Cash Equivalents		Quantity	Average Cost	Book Value	Price	Market Value	% of Assets
CASH		0.00	1.00	0.00		0.00	0.00
MUTUAL FUNDS							
DYN6002	BNS CORP INV SAV ACT SR A -NL	1266,991.613	1.00	1,266,991.63	1.000	1,266,991.61	45.55
Total Cash And Cash Equivalents				<u>\$ 1,266,991.63</u>		<u>\$ 1,266,991.61</u>	<u>45.55</u>
Fixed Income		Quantity	Average Cost	Book Value	Price	Market Value	% of Assets
CORPORATE BONDS							
VANCITY CSH GIC 3.6% 11AUG23A		1507,101.370	100.00	1,507,101.37	100.000	1,514,533.65	54.45
Maturity Date: 08/11/2023							
Maturity Value: 1,561,357.02							
Total Interest Accrued: 7,432.28							
Total Fixed Income				<u>\$ 1,507,101.37</u>		<u>\$ 1,514,533.65</u>	<u>54.45</u>
Total Portfolio				<u>\$ 2,774,093.00</u>		<u>\$ 2,781,525.26</u>	<u>100.00</u>

Disclaimer

*** Assets identified by "****" as well as other off-book holdings and plans such as RDSPs are NOT held by Raymond James and are NOT ELIGIBLE for CIPF coverage. This is NOT an official statement. Refer to your monthly statements to determine which positions are covered by CIPF. Information in this report was obtained from sources believed to be reliable but we are unable to guarantee its completeness and accuracy. We are not responsible for errors in book value (BV). Please check the accuracy of BVs and provide your Advisor with corrections as necessary. BV may be adjusted for subsequent events. Trust unit BV is reduced for return of capital every April relating to prior year distributions. Corporate reorganizations can result in inaccurate BVs. Some mutual fund switches are not taxable but appear in the Gain Loss report. Options exercised do not adjust the BV of the underlying security. Option assignments may not be reported accurately. Review all dispositions with your Tax Advisor before reporting to CRA. Contact your Advisor regarding any error. Yields on step up bonds are an approximation. Return on investment uses the net of fees IRR method.

Client Name: **CITY OF PORT ALBERNI**
 Account Number: 1H5-JT0A-6 CASH ACCOUNT



Rate of Return:

The annualized rate of return from October 1, 2021 to September 30, 2022: 0.99%

The annualized rate of return in the last twelve months: 0.99%

Disclaimer
 *** Assets identified by "****" as well as other off-book holdings and plans such as RDSPs are NOT held by Raymond James and are NOT ELIGIBLE for CIPF coverage. This is NOT an official statement. Refer to your monthly statements to determine which positions are covered by CIPF. Information in this report was obtained from sources believed to be reliable but we are unable to guarantee its completeness and accuracy. We are not responsible for errors in book value (BV). Please check the accuracy of BVs and provide your Advisor with corrections as necessary. BV may be adjusted for subsequent events. Trust unit BV is reduced for return of capital every April relating to prior year distributions. Corporate reorganizations can result in inaccurate BVs. Some mutual fund switches are not taxable but appear in the Gain Loss report. Options exercised do not adjust the BV of the underlying security. Option assignments may not be reported accurately. Review all dispositions with your Tax Advisor before reporting to CRA. Contact your Advisor regarding any error. Yields on step up bonds are an approximation. Return on investment uses the net of fees IRR method.

Client Name: **CITY OF PORT ALBERNI**

Account Number: 1H5-JT0A-7 CASH ACCOUNT

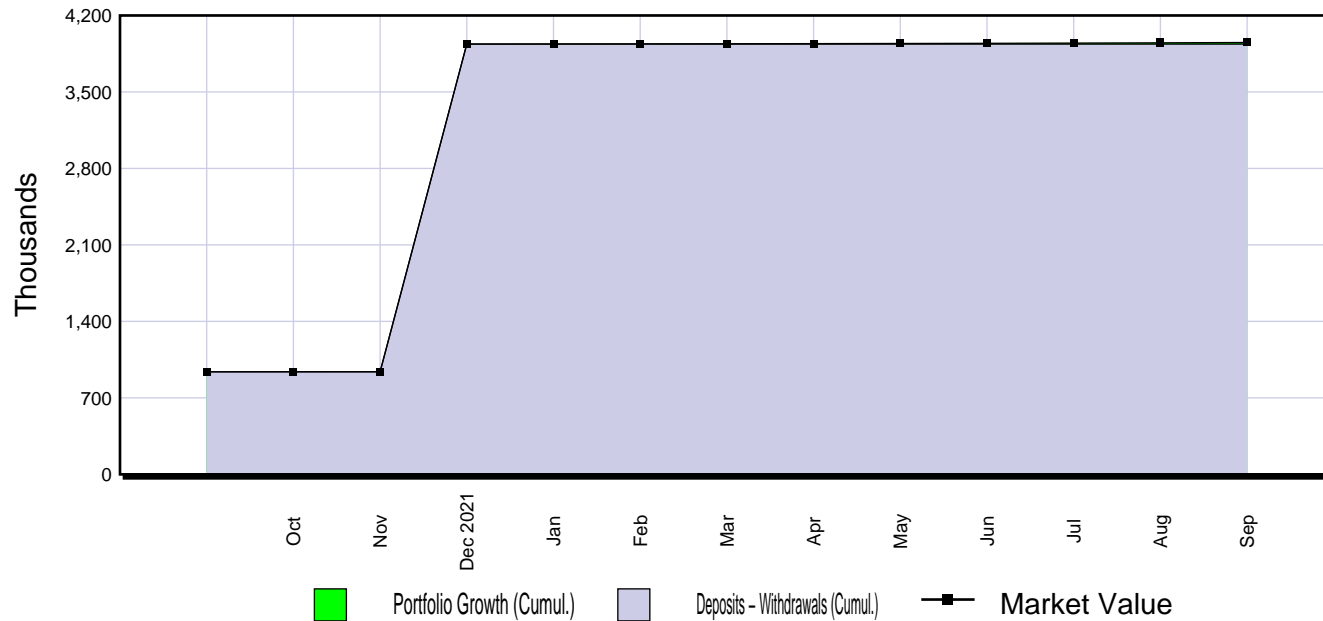
Cash And Cash Equivalents		Quantity	Average Cost	Book Value	Price	Market Value	% of Assets
CASH		1,999,558.00	1.00	1,999,558.00		1,999,558.00	50.59
MUTUAL FUNDS							
DYN6002	BNS CORP INV SAV ACT SR A -NL	947,327.502	1.00	947,327.48	1.000	947,327.50	23.97
Total Cash And Cash Equivalents				<u>\$ 2,946,885.48</u>		<u>\$ 2,946,885.50</u>	<u>74.55</u>
Fixed Income		Quantity	Average Cost	Book Value	Price	Market Value	% of Assets
CORPORATE BONDS							
CCS CSH GIC .8% 09JAN23E		1000,000.000	100.00	1,000,000.00	100.000	1,005,830.14	25.45
Maturity Date: 01/09/2023							
Maturity Value: 1,008,043.84							
Total Interest Accrued: 5,830.14							
Total Fixed Income				<u>\$ 1,000,000.00</u>		<u>\$ 1,005,830.14</u>	<u>25.45</u>
Total Portfolio				<u>\$ 3,946,885.48</u>		<u>\$ 3,952,715.64</u>	<u>100.00</u>

Disclaimer

*** Assets identified by "****" as well as other off-book holdings and plans such as RDSPs are NOT held by Raymond James and are NOT ELIGIBLE for CIPF coverage. This is NOT an official statement. Refer to your monthly statements to determine which positions are covered by CIPF. Information in this report was obtained from sources believed to be reliable but we are unable to guarantee its completeness and accuracy. We are not responsible for errors in book value (BV). Please check the accuracy of BVs and provide your Advisor with corrections as necessary. BV may be adjusted for subsequent events. Trust unit BV is reduced for return of capital every April relating to prior year distributions. Corporate reorganizations can result in inaccurate BVs. Some mutual fund switches are not taxable but appear in the Gain Loss report. Options exercised do not adjust the BV of the underlying security. Option assignments may not be reported accurately. Review all dispositions with your Tax Advisor before reporting to CRA. Contact your Advisor regarding any error. Yields on step up bonds are an approximation. Return on investment uses the net of fees IRR method.

Client Name: **CITY OF PORT ALBERNI**

Account Number: 1H5-JT0A-7 CASH ACCOUNT



Rate of Return:

The annualized rate of return from October 1, 2021 to September 30, 2022:

0.45%

The annualized rate of return in the last twelve months:

0.45%

Disclaimer

*** Assets identified by "****" as well as other off-book holdings and plans such as RDSPs are NOT held by Raymond James and are NOT ELIGIBLE for CIPF coverage. This is NOT an official statement. Refer to your monthly statements to determine which positions are covered by CIPF. Information in this report was obtained from sources believed to be reliable but we are unable to guarantee its completeness and accuracy. We are not responsible for errors in book value (BV). Please check the accuracy of BVs and provide your Advisor with corrections as necessary. BV may be adjusted for subsequent events. Trust unit BV is reduced for return of capital every April relating to prior year distributions. Corporate reorganizations can result in inaccurate BVs. Some mutual fund switches are not taxable but appear in the Gain Loss report. Options exercised do not adjust the BV of the underlying security. Option assignments may not be reported accurately. Review all dispositions with your Tax Advisor before reporting to CRA. Contact your Advisor regarding any error. Yields on step up bonds are an approximation. Return on investment uses the net of fees IRR method.

Client Name: **CITY OF PORT ALBERNI**

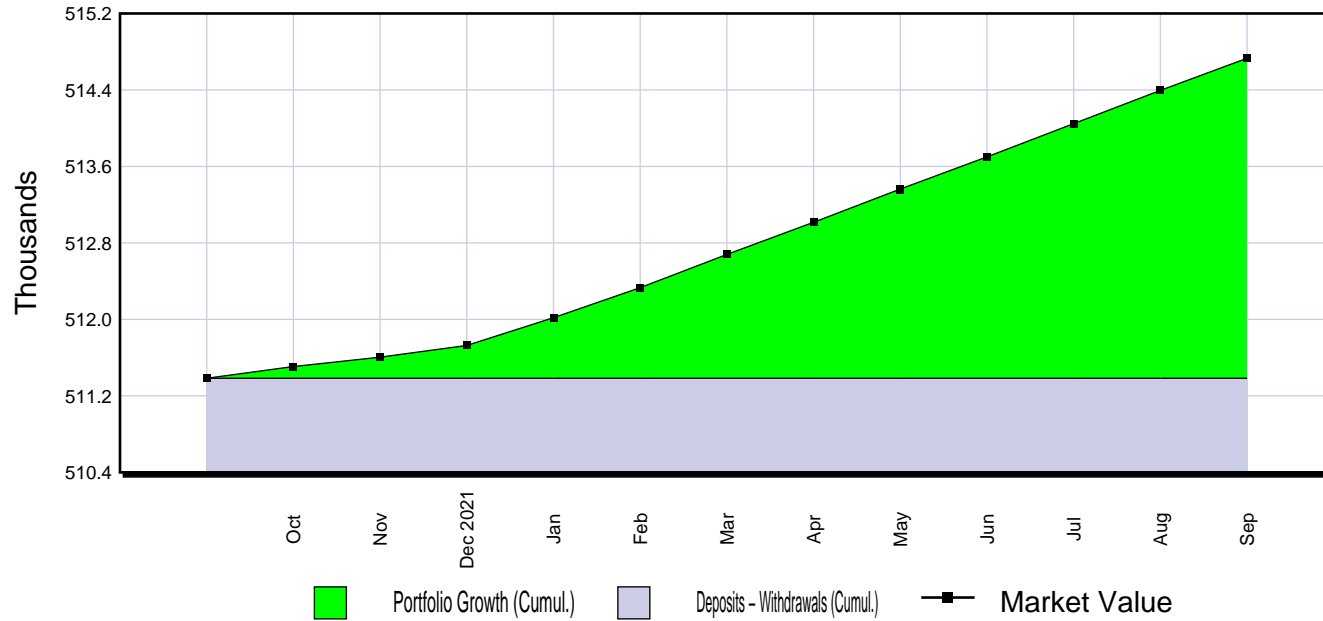
Account Number: 1H5-JT0A-8 CASH ACCOUNT

Cash And Cash Equivalents	Quantity	Average Cost	Book Value	Price	Market Value	% of Assets
CASH	21.03	1.00	21.03		21.03	0.00
Total Cash And Cash Equivalents			<u>\$ 21.03</u>		<u>\$ 21.03</u>	<u>0.00</u>
Fixed Income	Quantity	Average Cost	Book Value	Price	Market Value	% of Assets
CORPORATE BONDS						
CCS CSH GIC .8% 09JAN23E	511,727.290	100.00	511,727.29	100.000	514,710.73	100.00
Maturity Date: 01/09/2023						
Maturity Value: 515,843.54						
Total Interest Accrued: 2,983.44						
Total Fixed Income			<u>\$ 511,727.29</u>		<u>\$ 514,710.73</u>	<u>100.00</u>
Total Portfolio			<u>\$ 511,748.32</u>		<u>\$ 514,731.76</u>	<u>100.00</u>

Disclaimer

*** Assets identified by "****" as well as other off-book holdings and plans such as RDSPs are NOT held by Raymond James and are NOT ELIGIBLE for CIPF coverage. This is NOT an official statement. Refer to your monthly statements to determine which positions are covered by CIPF. Information in this report was obtained from sources believed to be reliable but we are unable to guarantee its completeness and accuracy. We are not responsible for errors in book value (BV). Please check the accuracy of BVs and provide your Advisor with corrections as necessary. BV may be adjusted for subsequent events. Trust unit BV is reduced for return of capital every April relating to prior year distributions. Corporate reorganizations can result in inaccurate BVs. Some mutual fund switches are not taxable but appear in the Gain Loss report. Options exercised do not adjust the BV of the underlying security. Option assignments may not be reported accurately. Review all dispositions with your Tax Advisor before reporting to CRA. Contact your Advisor regarding any error. Yields on step up bonds are an approximation. Return on investment uses the net of fees IRR method.

Client Name: **CITY OF PORT ALBERNI**
 Account Number: 1H5-JT0A-8 CASH ACCOUNT



Rate of Return:

The annualized rate of return from October 1, 2021 to September 30, 2022: 0.65%

The annualized rate of return in the last twelve months: 0.65%

Disclaimer
 *** Assets identified by "****" as well as other off-book holdings and plans such as RDSPs are NOT held by Raymond James and are NOT ELIGIBLE for CIPF coverage. This is NOT an official statement. Refer to your monthly statements to determine which positions are covered by CIPF. Information in this report was obtained from sources believed to be reliable but we are unable to guarantee its completeness and accuracy. We are not responsible for errors in book value (BV). Please check the accuracy of BVs and provide your Advisor with corrections as necessary. BV may be adjusted for subsequent events. Trust unit BV is reduced for return of capital every April relating to prior year distributions. Corporate reorganizations can result in inaccurate BVs. Some mutual fund switches are not taxable but appear in the Gain Loss report. Options exercised do not adjust the BV of the underlying security. Option assignments may not be reported accurately. Review all dispositions with your Tax Advisor before reporting to CRA. Contact your Advisor regarding any error. Yields on step up bonds are an approximation. Return on investment uses the net of fees IRR method.

Client Name: **CITY OF PORT ALBERNI**

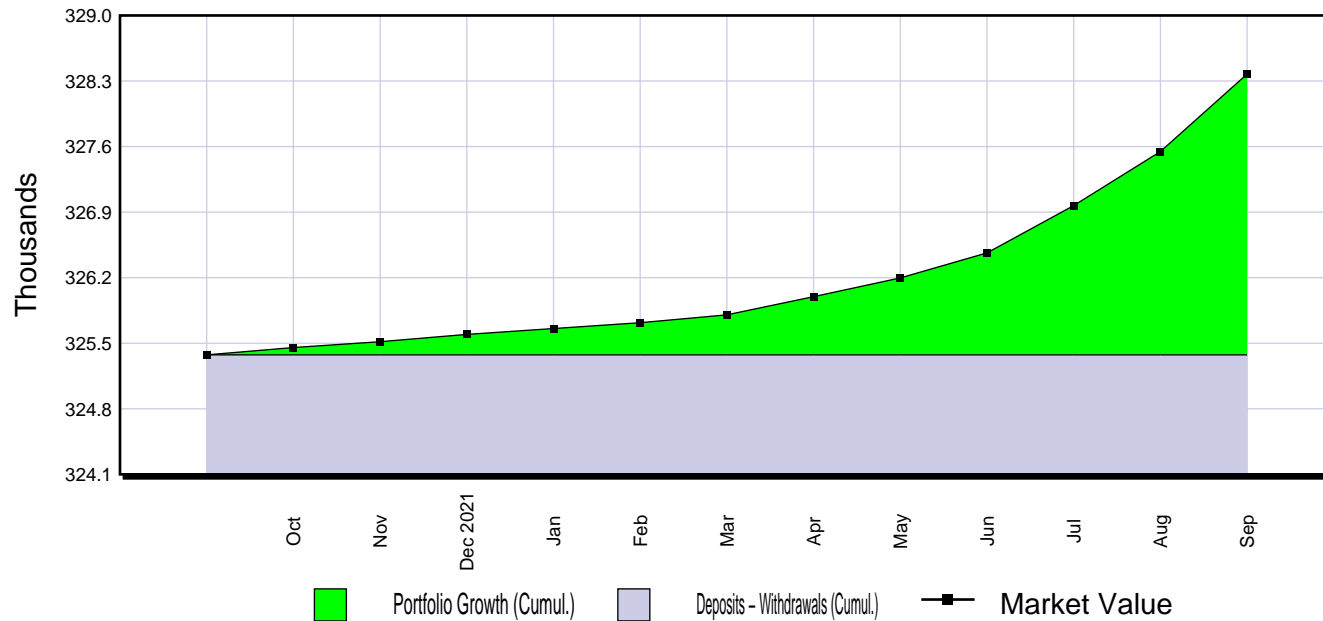
Account Number: 1H5-JT0A-9 CASH ACCOUNT

Cash And Cash Equivalents		Quantity	Average Cost	Book Value	Price	Market Value	% of Assets
CASH		0.00	1.00	0.00		0.00	0.00
MUTUAL FUNDS							
DYN6002	BNS CORP INV SAV ACT SR A -NL	328,374.199	1.00	328,374.18	1.000	328,374.20	100.00
Total Cash And Cash Equivalents				<u>\$ 328,374.18</u>		<u>\$ 328,374.20</u>	<u>100.00</u>
Total Portfolio				<u>\$ 328,374.18</u>		<u>\$ 328,374.20</u>	<u>100.00</u>

Disclaimer

*** Assets identified by "****" as well as other off-book holdings and plans such as RDSPs are NOT held by Raymond James and are NOT ELIGIBLE for CIPF coverage. This is NOT an official statement. Refer to your monthly statements to determine which positions are covered by CIPF. Information in this report was obtained from sources believed to be reliable but we are unable to guarantee its completeness and accuracy. We are not responsible for errors in book value (BV). Please check the accuracy of BVs and provide your Advisor with corrections as necessary. BV may be adjusted for subsequent events. Trust unit BV is reduced for return of capital every April relating to prior year distributions. Corporate reorganizations can result in inaccurate BVs. Some mutual fund switches are not taxable but appear in the Gain Loss report. Options exercised do not adjust the BV of the underlying security. Option assignments may not be reported accurately. Review all dispositions with your Tax Advisor before reporting to CRA. Contact your Advisor regarding any error. Yields on step up bonds are an approximation. Return on investment uses the net of fees IRR method.

Client Name: **CITY OF PORT ALBERNI**
 Account Number: 1H5-JT0A-9 CASH ACCOUNT



Rate of Return:

The annualized rate of return from October 1, 2021 to September 30, 2022: 0.92%

The annualized rate of return in the last twelve months: 0.92%

Disclaimer
 *** Assets identified by ***** as well as other off-book holdings and plans such as RDSPs are NOT held by Raymond James and are NOT ELIGIBLE for CIPF coverage. This is NOT an official statement. Refer to your monthly statements to determine which positions are covered by CIPF. Information in this report was obtained from sources believed to be reliable but we are unable to guarantee its completeness and accuracy. We are not responsible for errors in book value (BV). Please check the accuracy of BVs and provide your Advisor with corrections as necessary. BV may be adjusted for subsequent events. Trust unit BV is reduced for return of capital every April relating to prior year distributions. Corporate reorganizations can result in inaccurate BVs. Some mutual fund switches are not taxable but appear in the Gain Loss report. Options exercised do not adjust the BV of the underlying security. Option assignments may not be reported accurately. Review all dispositions with your Tax Advisor before reporting to CRA. Contact your Advisor regarding any error. Yields on step up bonds are an approximation. Return on investment uses the net of fees IRR method.

Client Name: **CITY OF PORT ALBERNI**

Account Number: 1H5-JTVA-0 CASH ACCOUNT – Viridian

No positions to report.

Disclaimer

*** Assets identified by "****" as well as other off-book holdings and plans such as RDSPs are NOT held by Raymond James and are NOT ELIGIBLE for CIPF coverage. This is NOT an official statement. Refer to your monthly statements to determine which positions are covered by CIPF. Information in this report was obtained from sources believed to be reliable but we are unable to guarantee its completeness and accuracy. We are not responsible for errors in book value (BV). Please check the accuracy of BVs and provide your Advisor with corrections as necessary. BV may be adjusted for subsequent events. Trust unit BV is reduced for return of capital every April relating to prior year distributions. Corporate reorganizations can result in inaccurate BVs. Some mutual fund switches are not taxable but appear in the Gain Loss report. Options exercised do not adjust the BV of the underlying security. Option assignments may not be reported accurately. Review all dispositions with your Tax Advisor before reporting to CRA. Contact your Advisor regarding any error. Yields on step up bonds are an approximation. Return on investment uses the net of fees IRR method.

Client Name: **CITY OF PORT ALBERNI**

Account Number: 1H5-JTVA-0 CASH ACCOUNT – Viridian

Nothing to report.

Disclaimer

*** Assets identified by "****" as well as other off-book holdings and plans such as RDSPs are NOT held by Raymond James and are NOT ELIGIBLE for CIPF coverage. This is NOT an official statement. Refer to your monthly statements to determine which positions are covered by CIPF. Information in this report was obtained from sources believed to be reliable but we are unable to guarantee its completeness and accuracy. We are not responsible for errors in book value (BV). Please check the accuracy of BVs and provide your Advisor with corrections as necessary. BV may be adjusted for subsequent events. Trust unit BV is reduced for return of capital every April relating to prior year distributions. Corporate reorganizations can result in inaccurate BVs. Some mutual fund switches are not taxable but appear in the Gain Loss report. Options exercised do not adjust the BV of the underlying security. Option assignments may not be reported accurately. Review all dispositions with your Tax Advisor before reporting to CRA. Contact your Advisor regarding any error. Yields on step up bonds are an approximation. Return on investment uses the net of fees IRR method.